

Transitional Aid Application for Fiscal Year 2016
Division of Local Government Services
Department of Community Affairs

General Instructions: This application must be submitted in its entirety by November 6, 2015 for funding consideration under this program. Information contained in the application is subject to independent verification by the Division. Refer to Local Finance Notice 2015-19 when preparing this application for specific instructions and definitions, and review the Submission Checklist on Page 7.

Name of Municipality: City of Camden		County: Camden
Contact Person: Robert Corrales		Title: Business Administrator
Phone: (856) 757-7150	Fax: (856) 963-1841	E-mail: RoCorral@ci.camden.nj.us

I. Aid History

List amount of Transitional Aid received for the last three years, if any:

SFY 2015	SFY 2014	SFY 2013
\$14,500,000.00	\$15,000,000.00	\$15,500,000.00

II. Aid Request for Application Year: (All municipalities currently operating under a Transitional Aid MOU are advised that a decrease from prior year funding is likely.)

Amount of aid requested for the Application Year:	\$14,000,000.00
----------------------------------------------------------	-----------------

If not seeking a decrease, a letter from the Mayor is required. See Local Finance Notice 2015-19.




III. Submission Requirements

The following items must be submitted with, or prior to, submission of this application. Indicate date of submission of each.

Item	Date Submitted to DLGS
2015 Annual Financial Statement	10/2015
2014 Annual Audit	3/2015
2014 Corrective Action Plan	3/2015
Application Year Introduced Budget	11/10/15
Budget Documentation Submitted to Governing Body	11/10/15

IV. Application Certification

The undersigned herewith certify that they he or she has reviewed this application and, to his or her knowledge, believe the contents to be true and that it accurately portrays the circumstances regarding the municipality's fiscal practices and need for financial assistance. By submitting the application, the municipality acknowledges that the law provides that the decision of the Director regarding aid awards is final and not subject to appeal.

Official	Signature	Date
Mayor/Chief Executive Officer		11/5/15
Governing Body Presiding Officer		11/5/15
Chief Financial Officer		11/5/15

V-A. Explanation of Need for Transitional Aid

Explain the circumstances that require the need for Transitional Aid in narrative form. Include factors that result in a constrained ability to raise sufficient revenues to meet budgetary requirements, and if such revenues were raised, how it would substantially jeopardize the fiscal integrity of the municipality.

1. The FY 2016 Introduced Budget is \$186,402,195. The FY2015 Adopted Budget was \$179,167,411;
2. The City is party to a Contract for Police Services with the County of Camden and related Funding Agreement. The FY2016 Introduced Budget anticipates a contract with the County of Camden under which the City would pay \$64,508,000 for police services for FY2016;
3. Even though FY2011 included implementation of the City's first property revaluation since 1992 that produced a doubling of the taxable values, the fact remains is that fifty-two (52%) percent of all properties are tax exempt, yet require services from the City's Fire and Public Works departments and the contracted costs for police services through the Camden County Police Department;
4. The City operates under the Municipal Rehabilitation and Economic Recovery Act, P.L. 2002, c. 43 ("MRERA"). Until January 18, 2010, MRERA prohibited the City from increasing the municipal portion of the tax rate. The January 18, 2010 amendment to MRERA permits the City to raise the tax levy by three (3%) percent per annum. With the approval of the Local Finance Board, the tax levy can be increased in excess of three (3%) percent. For FY2014 the tax levy \$24,254,003. For FY2015 the local levy was \$24,980,621. For FY2016 the local levy is \$25,713,921.00.
5. The City settled through arbitration with Fire Union 788 & 2578 in April 2015. The Fire CBAs expire 12/31/16. The civilian bargaining unit contracts will expire on 12/31/14. We have reached an agreement with the bargaining unit for the crossing guards affective 9/1/14.

V-B. Demonstration of Revenue Loss/Substantial Cost Increase

Show: (1) specific, extraordinary revenue losses, but not as the aggregate of many revenue line items; and (2) specific, extraordinary increases in appropriations, but not as the aggregate of many appropriation line items. Describe the item on the cell below each entry. If applicable, indicate in the description of the extraordinary increase in expenditure if the increase was the result of a policy decision made by the municipality (i.e. a back-loaded debt service schedule, deferred payment, costs associated with additional hires, etc.)

Revenue or Appropriation	2015 Value	2016 Value	Amount of Loss/Increase
Description: Revenue	Campbell Baseball LLC		
	\$71,859.00	\$0	\$71,859.00
Description: Appropriation	PSA		
	\$62,000,000.00	\$64,508,000.00	\$2,508,000.00

V-C. Actions to Reduce Future Need for Aid

Detail the steps the municipality is taking to reduce the need for aid in the future. Include details about long-term cost cutting and enhanced revenue plans, impact of new development, potential for grants to offset costs, and estimated short and long-term annual savings. Use additional pages if necessary. (Items included in a Transition Plan submitted by a current recipient need not be repeated here.)

1. **Regionalized Police Services:** To enhance public safety, increase efficiency and reduce the cost of providing police service, the City entered into a Contract and related funding agreement with the County of Camden under which the County of Camden provide police services to the City;
2. **Workforce Reductions:** In FY2012 the implemented a layoff plan in for all departments reducing the workforce by 450 employees. In FY2013 the City laid off all the uniformed members of the police department and instead entered into a contract with the County of Camden for police services;
3. **Health Benefit Changes:** The City transitioned to the State Health Benefits Program (SHBP) effective January 1, 2013;
4. **Property Values:** In FY2012 completed implementation of a property revaluation and have since aggressively defended tax appeals;
5. **Economic Development:** In FY2011 the Mayor established her Business Growth and Development Team (BGDT) to serve as a single point of contact for developers. The Transition Plan which is incorporated details the City's economic development projects underway.
6. **Tax Collection:** The Tax Collection rate has remained stable for FY 2014 and FY 2015 at 89%.
7. **Municipal Court Revenue:** The City authorized a contract for the private collection of Municipal Court debt in the approximate amount of \$8 Million.
8. As many are now witnessing, there has been a tremendous surge in businesses seeking to locate or expand in the City of Camden due to the passage of the Economic Opportunity Act (EOA). Camden now has a real opportunity to attract new investment and grow our tax base. With the EOA in place, it has opened the door to attract investment for projects of all sizes in Camden, such as the Sixers, Holtec, WebiMax, PCM, Shoprite and Liberty Property Trust.

V-D. Discussion of Health Benefits

Skip this section if using SHBP. If not using SHBP, explain why the health benefit plan being used is cheaper, or what reasons exist for failing to move to SHBP. Additionally, list all brokers (primary broker, all co-brokers, and sub-brokers) together with their compensation for the current and prior two fiscal years. Compensation must be disclosed in this section whether provided directly by the municipality or as a commission from the insurance provider. It is the municipality's right, and obligation, to determine whether the broker is compensated with commission in order to fully complete this section. If commissions are being earned, provide both how the commission is calculated (percentage of premium or self-insurance) and the actual \$ value of the commission received in each year.

1. The City transitioned to the State Health Benefits Program (SHBP) effective January 1, 2013.

VI. Historical Fiscal Statistics

Item	2014	2015	Introduced Application Year
1. Property Tax/Budget Information			
Municipal tax rate	\$1,378.00	\$1,436.00	\$1,472.00
Municipal Purposes tax levy	\$24,254,004.00	\$24,980,621.00	\$25,713,921.00
Municipal Open Space tax levy	\$350,233.00	\$334,321.00	\$333,597.00
Total general appropriations	\$2,667.00	\$2,688.00	\$2,754.00
2. Cash Status Information			
% Of current taxes collected	88.52%	88.09	
% Used in computation of reserve	88.66%	88.52	88.09
Reserve for uncollected taxes	\$6,739,400.00	\$4,316,509	\$5,654,887.00
Total year end cash surplus	\$0.00	0	
Total non-cash surplus	\$15,623,627.00	\$15,807,128	
Year end deferred charges	\$0.00	\$0.00	
3. Assessment Data			
Assessed value (as of 7/1)	\$1,728,812,148.00	\$1,717,353,620.00	\$1,704,835,808.00
Average Residential Assessment	\$54,752.00	\$55,300.00	55,700.00
Number of tax appeals granted	149	114	
Amount budgeted for tax appeals	\$0.00	\$0.00	\$0.00
Refunding bonds for tax appeals	\$0.00	\$0.00	\$0.00
4. Full time Staffing Levels			
Uniformed Police - Staff Number	0	0	0
Total S&W Expenditures	\$0.00	\$0.00	\$0.00
Uniformed Fire - Staff Number	196	180	177
Total S&W Expenditures	\$22,777,535.00	\$19,853,085.00	\$20,329,747.00
All Other Employees - Staff Number	368	418	487
Total S&W Expenditures	\$21,959,773.00	\$23,360,540.00	\$23,689,864.00
5. Impact of Proposed Tax Levy			
			Amount
Current Year Taxable Value			\$1,704,835,808
Introduced Tax Levy			\$25,713,921.00
Proposed Municipal Tax Rate	\$1,472	Average Res. Value (#4 above)	\$55,700.00
Current Year Taxes on Average Residential Value (#4 above)			\$820.00
Prior Year Taxes on Average Residential Value			\$794.00
Proposed Increase in average residential taxes			\$16.00

VII. Application Year Budget Information

A. Year of latest revaluation/reassessment

2011

B. Proposed Budget – Appropriation Cap Information

- Item**
1. Was an appropriation cap index rate ordinance adopted last year?
If YES: % that was used
 2. Amount of appropriation cap bank available going into this year
 3. Is the Application Year budget at (appropriation) cap?
If NO, amount of remaining balance
 4. Does the Application Year anticipate use of a waiver to exceed the appropriation cap?
If YES, amount:

	Yes	No
		X
%		
\$1,043,952.00		
		X
\$1,043,952.00		
		X
\$		

C. List the five largest item appropriation increases:

Appropriation	Prior Year Actual	Application Year Proposed	\$ Amount of Increase
PSA	\$62,000,000.00	\$64,504,800.00	\$2,504,800.00
Mayor O/E	\$51,706.86	\$351,706.86	\$300,000.00
Fire S & W	29,220,886.00	\$20,249,080.00	1,028,194.00
Planning O/E	\$17,298.00	\$451,428.00	\$434,130.00
Trash	\$6,352,259	\$7,454,258.00	\$1,101,999.00

D. List all new property tax funded full-time positions planned in the Application Year:

Department/Agency	Position	Number	Dollar Amount

E. Display projected tax levies, local revenues (not grants), anticipated (gradually reduced) Transitional Aid, total salary and wages, and total other expenses projected for the three post-application years:

	Tax Levy	Local Revenues	Transitional Aid	Total S&W	Total OE
First year	26,327,071	19,034,228	13,500,000	44,900,004	46,262,623
Second year	27,116,883	19,414,913	13,000,000	45,798,004	48,113,128
Third year	27,930,390	19,609,062	12,500,000	46,713,964	50,037,653

VIII. Financial Practices

A. Expenditure controls and practices:

Question	Yes	No
1. Is an encumbrance system used for the current fund?	X	
2. Is an encumbrance system used for other funds?	X	
3. Is a general ledger maintained for the current fund?	X	
4. Is a general ledger maintained for other funds?	X	
5. Are financial activities largely automated?	X	
6. Does the municipality operate the general public assistance program?		X
7. Are expenditures controlled centrally (Yes) or de-centrally by dept. (No)?	X	
8. At any point during the year are expenditures routinely frozen?	X	
9. Has the municipality adopted a cash management plan?	X	
10. Have all negative findings in the prior year's audit report been corrected?		X
If not, be prepared to discuss why not in your application meeting.		

B. Risk Management: Indicate ("x") how each type of risk is insured.

Coverage	JIF/HIF	Self	Commercial
General liability		X	
Vehicle/Fleet liability		X	
Workers Compensation		X	
Property Coverage			X
Public Official Liability		X	
Employment Practices Liability		X	
Environmental		X	
Health	SHBP		
	X		

C. 1) Salary and Employee Contract Information (when more than one bargaining unit for each category, use average):

Question	Police	Fire	Other Contract	Non-Contract
Year of last salary increase	N/A	1/1/14	1/1/14	
Average percentage increase	N/A	1.25%	2%	%
Last contract settlement date	N/A	1/1/14	1/1/09	
Contract expiration date	N/A	12/31/16	12/31/14	

2) Explain, if any, actions that have been taken or are under consideration for the Application Year:

Action	Police	Fire	Other Contract	Non-Contract
Furloughs (describe below)				
Wage Freezes (describe below)				
Layoffs (describe below)				

Application Year: SFY 2016	Municipality: Camden City	County: Camden
-----------------------------------	----------------------------------	-----------------------

D. Tax Enforcement Practices:

Question	Yes	No
1. Did the municipality complete its accelerated tax sale by June 30, if included in 2015 budget? If not, please include a letter from the tax collector explaining why he/she failed to complete the sale in a timely manner and what the impacts were on cash flow and lost investment earnings.	X	
2. When was the last foreclosure action taken or tax assignment sale held: Date:		
3. On what dates were tax delinquency notices sent out in 2015: Date: 3/15, 5/15, 8/15,12/15		
4. Date of last tax sale: Date:		6/22/15

E. Specialized Service Delivery:

If the answer to either question is "Yes," provide (as an appendix) a cost justification of maintaining the service without changes.

Service	Yes	No
Sworn police or firefighters are used to handle emergency service call-taking and dispatch (in lieu of civilians)		X
The municipality provides rear-yard solid waste collection through the budget		X

F. Other Financial Practices

1. Amount of interest on investment earned in:

2014	\$9,773.35	2015	\$5.23	Anticipated Application Year:	\$6.00
------	------------	------	--------	-------------------------------	--------

2. List the instruments in which idle funds are invested:

--	--

3. What was the average return on investments during SFY2015?

Negligible %
Bowman & Co., LLC
2014

4. Left Blank Intentionally

5. The name and firm of the municipality's auditor?

6. When was the last time the municipality changed auditors?

G. Status of Collective Negotiation (Labor) Agreements: List each labor agreement by employee group, contract expiration date, and the status of negotiations of expired contracts.

Employee Group	Expiration Date	Status of Negotiations of Expired Agreement
CWA 1014w with units for Supervisors and Non-Supervisors.	12/31/14	Commencing
CWA 1014 for Crossing Guards	12/31/16	Effective as of 9/20/14
Teamsters, Local 676	12/31/14	Commencing
International association of Fire Fighters (IAFF), Local 2578, Fire Officers, AFLCIO, CLC	12/31/16	Arbitration – Settled April 2015
Camden City Fire Fighters Union, International Association of Fire Fighters (IAFF), Local 788	12/31/16	Arbitration – Settled April 2015

H. Tax Abatements. Please provide a detailed discussion of any short-term or long-term tax abatements that are currently in place or are currently being negotiated including the following information:

Project Name/Property	Type of Project	2015 PILOT Billing	2015 Assessed Value	2015 Taxes If Billed in Full at 2015 Total Tax Rate	Term of Tax Abatement
Tamara Nurin /333 N Front St	Cooper Grant	3941.10	180,800.	4979.23	15 years
Jack Kluk /325 N Front St	Cooper Grant	3830.00	180,700.	4976.48	15 years
Reahienia Williams /404 N 2 nd St	Cooper Grant	4783.36	224,300.	6177.22	15 years
Shellie Mason /402 N 2 nd St	Cooper Grant	4846.32	237,100.	6529.73	15 years
David Melendez /416 N 2 nd St	Cooper Grant	4746.30	224,300.	6177.22	15 years
Jon'a Meyer /135 Penn St	Cooper Grant	4496.10	207,000.	5700.78	15 years
Scott Remme /335 N Front St	Cooper Grant	4016.30	191,100.	5262.89	15 years
Adrienne Crenshaw /137 Penn St	Cooper Grant	4883.10	223,700.	6160.70	15 years
Sonia & Oscar Rivera /133 Penn St	Cooper Grant	4296.10	190,000.	5232.60	15 years
James MacDonald /131 Penn St	Cooper Grant	4328.30	205,500.	5659.47	15 Years
Stephanie Bittner /129 Penn St	Cooper Grant	4486.30	207,000.	5700.78	15 years
Jonathan Latko /127 Penn St	Cooper Grant	4537.00	175,000.	4819.50	15 years
Maria Reilly /414 N 2 nd St	Cooper Grant	4340.00	223,400.	6152.44	15 years
Raymond & Dale Arnold /323 N Front St	Cooper Grant	4088.00	190,900.	5257.39	15 years
Craig Van Baal /327 N Front St	Cooper Grant	4102.70	177,900.	4899.37	15 years
Carl & Cheryl Chandler /331 N Front St	Cooper Grant	3902.72	178,000.	4902.12	15 years

Bibbie Stokes /329 N Front St	Cooper Grant	3828.30	178,000.	4902.12	15 years
Antioch Manor I/699 Ferry Ave	Low income housing	38168.00	5,760,600.	158646.92	30 years
Antioch Manor II/697 Ferry Ave	Low income housing project	63756.36	6,233,200.	171662.33	30 years
Baldwin's Run I/ NE Westfield & Rosedale	Low income housing project	28810.50	0		30 years
Baldwin's Run 7 /3197 Westfield Ave	Low income housing project	39917.50	4,305,400.	118570.72	30 years
Baldwin's Run 8 /31 st & Lemuel Ave	Low income senior housing	73605.00	3,277,100.	90251.33	30 years
Boys & Girls Club of Parkside /1709 Park Blvd		20000	130,000	3580.20	20 years
Camcare Health Corp /817-825 Federal St		20000	3,795,400.	104525.32	20 years
Camden Baseball /WS Delaware 819 N Cooper	Baseball	77200.00			40 years
Camden County College / 200 N. Broadway	College Parking Garage	70000.00	4,809,300.	132,448.12	20 years
Carpenter Hill /SW Saunders & 32 nd St	Low income housing	51010.97	1,404,000.	38666.16	30 years
Center for Family Services Inc /556 Benson St		14124.48	0		30 years
Chelton Terrace Urban Renewal / NW Chelton & 8 th St	Low income housing	87000.	979,500	26975.43	30 years
Fairview Village /2950 Yorkship Sq.	Low income housing	32580.	473,500	13040.19	30 years
Fairview Village	Low income	45400.	483,100	13304.57	30 Years

II /1238-1244 Collings Rd	housing				
Faison Mews /1655 Park Blvd	Low income senior housing	35500	4,330,000.	119248.20	30 years
Ferry Manor /2101 Ferry Ave	Low income housing	67125.	3,749,900.	103272.25	30 years
Lutheran Social Ministries of Camden /415 State ST		99045.32	102,700.	2828.36	30 years
Market Fair Urban Renewal /1250-1276 Collings Ave		70000.	3,214,700.	88532.84	30 years
Our Lady of Lourdes /1601- 1611 Haddon Ave	Hospital	90000.	4,954,000.	136433.16	20 years
Puerto Rican Unity for Progress /818 Broadway		14494.25	1,088,400.	29974.54	20 years
River Hayes Urban Renewal /1892-1894 River Ave		83250.50	583,600.	16072.34	30 years
Roosevelt - Carl Miller Project /NE Master & Tilghman Dr.		79442.85	2,053,000.	56539.62	30 years
Roosevelt Manor IX & X / SW Chelton & 8 th St.		86552.33	795,500.	21908.07	30 years
Roosevelt Manor VII / 1802-1828 S. 7 th St.		74247.00	4,533,000.	124838.82	30 years
Waterfront Technology /200 Federal St		78820.29	11,799,200.	324949.97	30 years
Cooper Health System /205 S. 6 th St		247000.	303,400.	8355.64	20 years
Cooper Plaza Historic Homes /738 Washington St		16032.	66,300.	1825.90	
Settlement Music School		20000.	1,327,800.	36567.61	20 years

/531-535 Market St					
Ferry Station Apts /SE Sayrs & Hallowell Lane		249039.14	7,889,100.	217265.81	30 years
Susquehanna Center /One Harbor Blvd		668000.	15,906,200.	438056.75	20 years
Liberty Park Apts / NW 8 th & Everett St		99550.	4,968,000.	136818.72	25 years
Victor Building /1 Market St		119841.15	30,863,200.	849,972.53	30 years
Whitman Park Family /2013 Ferry Ave		53755.65	2,610,000.	71879.40	15 years
Rutgers University /303 Cooper St		220000.	1,069,000.	29440.26	20 years
Roosevelt Manor XII /1717-1731 S. 9 th St		65882.	2,501,100.	68880.29	30 years
NJ Transit /		26,566.			
Adventure Aquarium /1 Aquarium Dr	Aquarium	313022.50	48,087,400.	1,324,327.	\$.50 for each paid patron annually.
Dooley House /517-519 Cooper St		2160.	618,800.	17041.75	30 years
Crestbury /Rear SW Morgan & 8 th		223928.22	9,318,500.	256631.49	30 years
Camden Cogen /522 Chelton Ave		519564.23	2,659,400.	73239.88	20 years
Cooper Grant Pilot – Byron Yoder /125 Penn St	Cooper Grant	4137.70	195,100.	5373.05	15 years
Catherdral Soup Kitchen /1514 Federal St		20000.	1,815,100.	49987.85	20 years
Northgate Housing II /500 N. 7 th St		160500.	19,155,000.	527528.70	20 years
State of NJ /101 Haddon Ave		383983.79	11,527,900.	317478.37	

Cooper Square Urban Renewal /2 Aquarium Dr		266828.44	13,133,300.	361691.08	35 years
Cooper Riverview Homes /SW Erie & 9th St		14233.	896,000.	24675.84	30 years
Cooper Cancer Institute /400 Haddon Ave		20000.	50,839,500.	1,400,119.83	20 years
Rowan University /429 Broadway		180000.	220,000,000.	6,058,800.	20 years
Morgan Village Urban Renewal /2241 Van Buren St		40169.	126,000.	3470.04	15 years
Branch Village Urban Renewal /722 Carl Miller Blvd		60377.	12,000.	330.48	15 years
Samuel Herrera /213 Morse St		2436.74	129,000.	3552.66	5-year abatement
Debra Ramos /215 Morse St		2436.74	129,000.	3552.66	5-Year abatement
Mervyn Edwards /217 Morse St		2436.74	129,000.	3552.66	5-Year abatement
Carmen Picon /219 Morse St		1273.45	76,000.	2093.04	5-Year abatement
Karina Pacheco /252 Boyd St		2183.37	117,500.	3235.95	5-Year abatement
Juan Dominguez /244 Boyd St		2436.74	129,000.	3552.66	5-Year abatement
Angela Paulk /246 Boyd St		2183.37	117,500.	3235.95	5-Year abatement
Modesto Oliveras /248 Boyd St		2436.74	129,000.	3552.66	5-Year abatement
Rosalba Payero /250 Boyd ST		2436.74	129,000.	3552.66	5-Year abatement
Tracey Bright /254 Boyd St		2436.74	129,000.	3552.66	5-Year abatement
Bette Arthur /256 Boyd St		1559.87	89,000.	2451.06	5-Year abatement
Chiquita Carmickel /1247 Kaighn Ave		908.82	56,900.	1567.03	5-Year abatement
Charlene Morris		1888.69	142,800.	3932.71	5-Year

/700 New St #101					abatement
Edward & Theresa Burse /700 New St #109		1830.36	138,400.	3811.54	5-Year abatement
Ronald Bowers /700 New St #204		1673.88	126,100.	3472.79	5-Year abatement
Ebony Frazier /700 New St #208		703.92	53,300.	1467.88	5-Year abatement
Salomon Royal /700 New St #209		1830.36	138,400.	3811.54	5-Year abatement
Chery Jeter /700 New St #301		1890.35	142,800.	3932.71	5-Year abatement
Diane Wise /700 New St #305		1784.59	135,000.	3717.90	5-Year abatement
David Adams /700 New St #306		1784.59	135,000.	3717.90	5-Year abatement
Darrell Crone /1158 Sycamore St		826.20	90,000.	2478.60	5-Year abatement
Golda Rigney /1160 Sycamore St		760.10	82,000.	2258.28	5-Year abatement
Edward & Analise Lewis /1162 Sycamore St		760.10	82,000.	2258.28	5-Year abatement
Ronda High /1164 Sycamore St		844.93	90,000.	2478.60	5-Year abatement
Cynthia Cosby /1166 Sycamore St		844.93	90,000.	2478.60	5-Year abatement
Robbin Russell /1170 Sycamore St		844.93	90,000.	2478.60	5-Year abatement
Lorna Simmons /1172 Sycamore St		844.93	90,000.	2478.60	5-Year abatement
Daniel Hidalgo & Teresa Jorge /1249 Kaighn Ave		705.02	82,000.	2258.28	5-Year abatement

Ramon & Elsa Rodriguez /700 New St #104	858.15	103,100.	2839.37	5-Year abatement
Linda Wilkins /700 New St #105	734.77	83,300.	2294.08	5-Year abatement
Maame Yiadom /700 New St #201	1269.04	115,476.	3180.21	5-Year abatement
Albert & Dorothy Nock /700 New St #205	1189.73	135,000.	3717.90	5-Year abatement
Eugene & Dorothea Peoples /700 New St #206	1189.73	135,000.	3717.90	5-Year abatement
Tyisha King /700 New St #207	469.28	53,300.	1467.88	5-Year abatement
Patricia Carrasco /700 New St #304	1111.51	126,100.	3472.79	5-Year abatement
Eric Richardson /700 New St #309	1267.94	138,400.	3811.54	5-Year abatement
Yasmin Azcona /201 Morse St	609.18	129,000.	3552.66	5-Year abatement
Patrick Rivera & Von Gonzalez /203 Morse St	609.18	129,000.	3552.66	5-Year abatement
Deborah Johnson /205 Morse St	545.84	117,500.	3235.95	5-Year abatement
John & Magaly Nunez /207 Morse St	609.18	129,000.	3552.66	5-Year abatement
Fabian Gutierrez & Carmen Picon /209 Morse St	609.18	129,000.	3552.66	5-Year abatement
Denise Marin /211 Morse St	609.18	129,000.	3552.66	5-Year abatement
Alexander Weaver /416 Chambers Ave	886.40	219,100.	6034.01	5-Year abatement
Charise Jones /655 Washington St	710.53	161,000.	4433.94	5-Year abatement
Gregory &	1028.34	219,100.	6034.01	5-Year

Crettie Keaton /657 Washington St					abatement
Juan Gonzalez Jr /656 Washington St		646.09	149,300.	4111.72	5-Year abatement
Melinda Moore /658 Washington St		1026.69	219,000.	6031.26	5-Year abatement
Cooper Hill Housing Dev /700 New St #106		620.20	135,000.	3717.90	5-Year abatement
Jerri Flippen /700 New St #302		547.50	124,200.	3420.47	5-Year abatement
Peter Walesca /700 New St #307		494.07	116,700.	3213.92	5-Year abatement
Dawayne & Angela Turner /734 New St		592.66	113,700.	3131.30	5-Year abatement
Rebecca Lowy /738 New St		862.55	162,700	4480.76	5-Year abatement
Edelmiro &Nerva Lopez /742 New St		362.48	113,700.	3131.30	5-Year abatement
Meadows at Pyne Point /441 Erie St		23,430.	1,983,600.	54628.34	15 years
Whitman Park Senior /2015 Ferry Ave		58662.24	2,716,000.	59927.04	30 years

IX-A. List actions that limited Salary and Wage costs: i.e., layoffs, furloughs, freezes, contract concessions, etc. (See item C-3 in Local Finance Notice for details)

S&W Line Item	Prior Year Actual	Application Year Proposed	Explanation of Change
The City is subject to the Memorandum of Understanding (MOU) with the New Jersey Department of community Affairs imposing a wage and hiring freeze except as approved by the Division of Local Government Services			Continues
In FY2013 the City laid off all uniformed members of the Police Department and instead contracted with the County of Camden for Police Services			To improve public safety, increase efficiency and reduce the costs of providing police services
Mayor's freeze on overtime			Continues
Sick leave verification			Continues
Automated time and attendance			Continues

IX-B. List actions that limited or reduced Other Expense costs: i.e., reductions, changes, or elimination of services, procurement efficiencies or restraint. Include changes in spending policies that reduce non-essential spending.

Line Item	Prior Year Actual	Application Year Proposed	Explanation of Change
The City is subject to the Memorandum of Understanding (MOU) with the New Jersey Department of community Affairs imposing a wage and hiring freeze except as approved by the Division of Local Government Services	Continues		
In FY2013 the City laid off all uniformed members of the Police Department and instead contracted with the County of Camden for Police Services	Since FY2013		
Transitioned to the State Health benefits Program in FY2013	Since FY 2013		
Entered into a Contract for the private collection of Municipal Court Debt	Since FY2013		
Mandatory Purchase Review Committee to control costs	Continues		

IX-C. Evaluate existing local revenues, as to whether or not the rates or collections can be increased or imposed, and if so, how changes will be implemented.

Local Revenues and services provided through the General/Current Fund	Check if services is provided	Are fees charged to cover the costs of the program?	If fees do not cover costs, what is the amount of subsidy?	If there is a subsidy, explain why fees cannot be increased to reduce or eliminate subsidy.
Recreation programs	✓	Not fully	Grant funded	Grant funded
Sewer Fees	✓	Yes		Increased 7/1/12
Water Fees	✓	Yes		Increased 7/1/12
Swimming Pool	✓	Yes		Partially grant funded
Uniform Construction Code	✓	Yes		Increased in FY2011
Uniform Fire Code	✓	Yes		Increased in FY2011
Land Use Fees	✓	Yes		Increased in FY2011
Parking Fees	N/A	Yes		Collected by the Parking Authority of the City of Camden
Beach Fees	N/A			
Insert other local fees below:				

X. Service Delivery

List all services that the municipality contracts to another organization: i.e., shared services with another government agency, including formal and informal shared services, memberships in cooperative purchasing program, private (commercial), or non-profit organization.

Service	Name of Contracted Entity	Estimated Amount of Contract	Year Last Negotiated (as applicable)
POLICE SERVICES			
In FY2013 the City laid off all uniformed members of the Police Department and instead contracted with the County of Camden for Police Services	County of Camden	\$64,508,000	FY2016
FIRE DEPARTMENT			
Standard Mutual Aid	Surrounding communities		
Technical Rescue	Surrounding communities		
Instructors for Camden County Fire Academy	Camden County Communities		
Emergency Management Trailer	Camden County		
Emergency Apparatus Repairs	Cherry Hill Township	As needed	Pilot 90 days
Memorandum of Understanding for the City's Receipt and Use of Public Safety Radio Communications Equipment for the Purpose of Interfacing with the Camden County Communications 700 MHZ Radio System	Camden County	None	2013
PUBLIC WORKS			
CSO	Camden County, Camden City Gloucester		
Storm Water Disinfection Program	Camden County, Camden City Gloucester		
Emergency Shared Services	Camden County Public Works		

Park Maintenance and Programming	Camden County		
Parking Enforcement	Parking Authority		
Maintenance of intersections with Light Rail	NJDOT		
Sign Making	Parking Authority		
Public Works line painting	Camden County		
Snow Removal and Salting	Camden County		
Demolition and Snow Removal operations	Camden Redevelopment Agency		
Parking	Parking Authority and CRA		
Animal Shelter	Camden County	\$154,800	Annual
Parks Maintenance	Parking Authority	Licensed land for parking	Annual
PLANNING AND DEVELOPMENT			
Brownsfield Management	CRA	\$0	Annual
Management of UEZ	CRA	\$0	Annual
Services of Municipal Engineer on 7th and State Firehouse project	CRA	\$0	Annual
HOPWA Administration	Camden and Gloucester Counties	\$71,318.40	Annual
Planning services for North Camden Waterfront Study and redevelopment Plan	CRA	\$0	Annual
Planning services for the North Camden carve out of the former prison site	CRA	\$0	Annual
Recreational Facility Enhancements for Von Nieda Park	Camden County	\$0	2010 until complete
Live Where You Work program	NJHMFA	\$0	2010 and continuing
Shared Services with respect to financial assistance to residential properties to achieve	NJHMFA	Grant amount \$787,500	October 2010 and continuing

energy efficiency by retrofitting systems to reduce energy consumption/cost				
Management of the Carnegie Library Restoration project including applying for grant funding	Coopers Ferry Development Association	TBD	2011 and continuing	
JOINT PURCHASING				
Various Goods and Services Under State Contract	Through State	\$0	Annual	
Purchase of Road Salt and Calcium Chloride	Camden County	\$45,000	Annual	
Sale of Road Salt and Calcium Chloride	Parking Authority of the City of Camden	TBD	Annual	
Fuel	Purchase by Camden County Sheriff	At cost	Annual	
Office Supplies	Camden County	At cost	2010	
Shared Services to reimburse costs of providing health and prescription drug benefits	Housing Authority of the City of Camden	City receives a 1% Administrative fee	Annual	
MISCELLANEOUS				
Shared Services for Off-Site Back-Up Data Storage	Voorhees Township	TBD	Annual	
Electronic employee time management	Camden County	\$0	Annual	
Public Health	Camden County	\$0	Annual	
Insurance Benefits	CRA	At cost	Annual	
Affirmative Action	Camden County	\$20,000	Annual	
Lease of City Hall	Camden County	Cost @ \$121,992 per year	Annual	

Temporary parking during the demolition of the Parkade Building	Parking Authority of the City of Camden	\$0	2010 and continuing
Parking Surcharge	Parking Authority of the City of Camden	\$78,000	2014 and continuing.
Summer Food Service and Recreation Program	School District	\$0	Annual
Municipal Drug Alliance Program	Camden County	\$0	Annual
PARIS Grant Application	Surrounding Communities	\$0	Annual
Management of Section 3 compliance - the U.S. Fair Housing Act requires all agencies in receipt of federal funds for construction in an amount of \$100,000 or over to comply with Section 3 of the Act, which requires contractors to use their best efforts to hire at least 30% of all newly hired employees be comprised of persons of low-income from the surrounding area.	Housing Authority of the City of Camden	TBD	Annual
CCIA	Demolition Project Manager	\$250,000	2015
MUNICIPAL COURT			
The Municipal Court collects the State imposed costs for the State.	State	\$0	Annual
ENERGY/UTILITY SAVING			
Develop a comprehensive energy strategy	CRA	\$0	2010
Sustainable New Jersey Registration	CRA	\$0	2010
Formed a "Green Team" for energy policy	CRA	\$0	2010
Reviewing solar farming on a landfill	Appropriate procurement	\$0	2010
Exploring shared services with the County for the purchase of natural gas, electricity, IT and telecommunications;	County		
Exploring shared services with the County for voice over the internet (VOIP) to save on telecommunications costs	County		

Section XI – Impact of Limited or No Aid Award

Describe in complete detail the impact if aid is not granted for the current fiscal year; this priority setting requires that the municipality will maintain a minimum level of essential services. List the appropriate category of impact if the aid is not received. Rank each item from both lists as to the order in which elimination will take place. If across the board cuts will be made, indicate under service. For rank order purposes, consider the two sections as one list. The cuts outlined here are one that the municipality is committing to make if they do not receive aid.

Rank Order	Department	# of Layoffs	Effective Date	2014 Full Time Staffing	2015 Full Time Staffing	\$ Amount to be Saved
	Would not be able to deliver any services					

If services will be reduced, describe the service, impact and cost savings associated with it.

Rank Order	Service	Cost Savings	Impact on Services
	Would not be able to deliver any services		

XII. Agreement to Improve Financial Position of Municipality

If aid is granted, the municipality will be required to submit to certain reporting conditions and oversight as authorized by law and a new Memorandum of Understanding will need to be signed. Please mark each box below indicating that the applicant understands, and agrees to comply with these broad reporting and oversight provisions.

	Yes	No
1. Allow the Director of Local Government Services to assign management, financial, and operational specialists to assess your municipal operations.	X	
2. Implement actions directed by the Director to address the findings of Division staff.	X	
3. Enter into a new Memorandum of Understanding and comply with all its provisions, without exception.	X	

XIII. Certification of Past Compliance for Municipalities Currently Operating Under a Transitional Aid MOU:

The undersigned certify that the municipality is in substantial compliance with the conditions and requirements of the 2015 MOU and is moving in good faith to correct those areas of noncompliance that have been identified, including, but not limited to, the following: establishment of a pay to play ordinance; termination of longevity pay for officers and employees not contractually entitled to longevity pay; termination of health benefits for part time officers and employees; receipt of signed approval forms as required prior to hiring personnel and contracting with professional service vendors.

Mayor: *Spencer T. Reed* Date: 11/5/15
 Chief Financial Officer: _____ Date: 11/5/15
 Chief Administrative Officer: *Rett* Date: 11/6/15

XIV. CAMPS Certification (County and Municipal Personnel System - Civil Service municipalities only)

For Civil Service municipalities, the undersigned, being knowledgeable thereof, hereby certify that the municipality has placed the names of all current civil service employees in NJ "CAMPS".

Human Resources or Personnel Director: *[Signature]* Date: 11/5/15
 Chief Financial Officer: *[Signature]* Date: 11/5/15

XV. CERTIFICATION OF APPLICATION FOR TRANSITIONAL AID

The undersigned acknowledges the foregoing requirements with which the municipality must comply in order to receive aid as outlined above. In addition, included with this application is a copy (printed or electronic) of the budget documentation that supports the budget calculation that was provided to the governing body.

Mayor: *Anna D. Reed* Date: 11/5/15

Chief Financial Officer: *M* Date: 11/5/15

Chief Administrative Officer: *Rat* Date: 11/6/15