

March 7, 2022

Ref: 21336.22



Mr. Ronald Wybraniec  
Operations Manager  
Office of Education  
New Jersey Department of Children and Families  
PO Box 710  
Trenton, NJ 08625

Re: Lead in Drinking Water Testing  
DCF Regional School – Ocean Campus  
1141 Old Freehold Road  
Toms River, NJ 08753  
Project No. 21336.22

Dear Mr. Wybraniec,

Vanasse Hangen Brustlin Inc. (VHB) was retained to perform drinking water testing at the New Jersey Department of Children and Families (DCF) Regional School's Ocean County Campus located at 1141 Old Freehold Road, Toms River, New Jersey (subject property). VHB performed the sampling on February 26, 2022. The purpose of the testing was to determine if lead may be present above the established regulatory limits in Client-identified drinking water sources within the subject building.

## **METHODS**

Samples of potable water were collected from each location where water may be used for drinking or food preparation. Sampling protocol included the following:

- Samples were collected on a Saturday when the school was not occupied.
- The sample locations were flushed for several minutes by the Client the day prior to collecting the samples.
- The Client was instructed to not use water from the sampling locations during the overnight period or morning prior to collecting the samples.
- Samples were collected at the Client-identified sampling locations starting with the location nearest to the water service point of entry to the building.
- Each sampling location was inspected for evidence that the water had been used that day prior to collecting the first draw samples (i.e. dripping faucet, water residue in basin).
- Each location was checked to verify whether water treatment (filter/bubbler) was or was not in use.
- Two (2) samples were collected at each location. The first sample is a first-draw sample collected from the tap

1805 Atlantic Avenue

**Engineers | Scientists | Planners | Designers**

Manasquan, New Jersey 08736

P 732.223.2225



- after the overnight resting period. The second is a flush sample collected after running water for 30 seconds.
- Samples were collected in 250 mL bottles.
  - Bottles were labeled, and chain-of-custody completed for each sample.
  - Samples were dropped off at the laboratory.
  - The laboratory accessioned the samples and added the necessary preservatives within the allowable timeframe.

Samples were delivered under chain-of-custody to IATL International, Inc., 9000 Commerce Parkway Suite B, Mt. Laurel, New Jersey 08054. IATL is a New Jersey Department of Environmental Protection (NJDEP) Certified Drinking Water Laboratory.

The regulatory limits for lead in drinking water are established by the United States Environmental Protection Agency (EPA) under the Safe Drinking Water Act – Lead and Copper Rule (LCR). The LCR established an action level of 0.015 mg/L (15 ppb). The New Jersey Department of Education (NJDOE) and New Jersey Department of Health (NJDOH) have adopted this limit as well.

**RESULTS**

<b>TABLE 1</b>					
<b>SUMMARY OF LABORATORY ANALYSIS RESULTS – LEAD (Pb)</b>					
<b>Sample ID</b>	<b>FD/FL</b>	<b>Location</b>	<b>Treatment in Use</b>	<b>Result (PPB)</b>	<b>MCL (PPB)</b>
OC-01-FD	FD	Staff Kitchen	Yes	<1.00	15
OC-02-FL	FL	Staff Kitchen	Yes	NA	15
OC-03-FD	FD	Kitchen	Yes	<1.00	15
OC-04-FL	FL	Kitchen	Yes	NA	15
OC-05-FD	FD	Room 107	Yes	<1.00	15
OC-06-FL	FL	Room 107	Yes	NA	15
OC-07-FD	FD	Room 108	Yes	<1.00	15
OC-08-FL	FL	Room 108	Yes	NA	15
OC-09-FD	FD	Room 115	Yes	<1.00	15
OC-10-FL	FL	Room 115	Yes	NA	15
OC-11-FD	FD	Room 111	Yes	<1.00	15
OC-12-FL	FL	Room 111	Yes	NA	15
OC-13-FD	FD	Room 112	Yes	<1.00	15
OC-14-FL	FL	Room 112	Yes	NA	15

*MCL – Maximum Contaminant Level; NA – Not Analyzed; FD – First Draw; FL – Flush*

Laboratory analysis results of the lead sampling indicate the concentrations were below the regulatory limits for lead at each test location. Flush samples were not analyzed because there were no exceedances reported in the first draw results. Certificates of laboratory analysis are presented in **Appendix I**.

DCF Ocean Campus  
Lead in Drinking Water Testing  
Ref: 21336.22  
March 7, 2022  
Page 3



**LIMITATIONS**

Results should not be considered to reflect conditions at other tap locations in the facility. The findings in this report are reflective of the conditions at the time of the VHB inspections. The findings and recommendations are valid as of the date of the report. The conclusions are limited based on the site conditions at the time of our inspection and the enclosed analytical results.

Please do not hesitate to contact the undersigned at 732-223-2225 if you have questions and/or comments or require additional information.

Respectfully submitted,

VANASSE HANGEN BRUSTLIN, INC.

A handwritten signature in blue ink that reads "Chris Glowacki".

Christopher Glowacki, CIH, CIEC  
Senior Project Manager

TH:CG

## **APPENDIX I**

### **LABORATORY CERTIFICATES OF ANALYSIS**

CERTIFICATE OF ANALYSIS

Client: Vanasse Hangen Brustlin, Inc.  
1805 Atlantic Avenue  
Manasquan NJ 08736


Report Date: 3/4/2022  
Report No.: 654453 - Lead Water Rev #2, 3/8/2022  
Project: Ocean County  
Project No.: 21336.22


Client: VHB973

LEAD WATER SAMPLE ANALYSIS SUMMARY

Lab No.: 7375202 Client No.: OC-01-FD	Location: Staff Kitchen * Sample acidified to pH <2.	Result(ppb): <1.00
Lab No.: 7375203 Client No.: OC-02-FL	Location: Staff Kitchen * Sample acidified to pH <2.	Result(ppb): Sample Not Analyzed
Lab No.: 7375204 Client No.: OC-03-FD	Location: Kitchen * Sample acidified to pH <2.	Result(ppb): <1.00
Lab No.: 7375205 Client No.: OC-04-FL	Location: Kitchen * Sample acidified to pH <2.	Result(ppb): Sample Not Analyzed
Lab No.: 7375206 Client No.: OC-05-FD	Location: 107 * Sample acidified to pH <2.	Result(ppb): <1.00
Lab No.: 7375207 Client No.: OC-06-FL	Location: 107 * Sample acidified to pH <2.	Result(ppb): Sample Not Analyzed
Lab No.: 7375208 Client No.: OC-07-FD	Location: 108 * Sample acidified to pH <2.	Result(ppb): <1.00
Lab No.: 7375209 Client No.: OC-08-FL	Location: 108 * Sample acidified to pH <2.	Result(ppb): Sample Not Analyzed
Lab No.: 7375210 Client No.: OC-09-FD	Location: 115 * Sample acidified to pH <2.	Result(ppb): <1.00
Lab No.: 7375211 Client No.: OC-10-FL	Location: 115 * Sample acidified to pH <2.	Result(ppb): Sample Not Analyzed

Please refer to the Appendix of this report for further information regarding your analysis.

Date Received: 2/26/2022  
Date Analyzed: 03/04/2022  
Signature:   
Analyst: Mark Stewart

Approved By:   
Frank E. Ehrenfeld, III  
Laboratory Director

CERTIFICATE OF ANALYSIS

Client: Vanasse Hangen Brustlin, Inc.  
1805 Atlantic Avenue  
Manasquan NJ 08736

Report Date: 3/4/2022  
Report No.: 654453 - Lead Water      Rev #2, 3/8/2022  
Project: Ocean County  
Project No.: 21336.22

Client: VHB973

LEAD WATER SAMPLE ANALYSIS SUMMARY

Lab No.: 7375212  
Client No.: OC-11-FD

Location: 111  
\* Sample acidified to pH <2.

Result(ppb): <1.00

Lab No.: 7375213  
Client No.: OC-12-FL

Location: 111  
\* Sample acidified to pH <2.

Result(ppb): Sample Not Analyzed

Lab No.: 7375214  
Client No.: OC-13-FD

Location: 112  
\* Sample acidified to pH <2.


Result(ppb): <1.00


Lab No.: 7375215  
Client No.: OC-14-FL

Location: 112  
\* Sample acidified to pH <2.

Result(ppb): Sample Not Analyzed

Please refer to the Appendix of this report for further information regarding your analysis.

Date Received: 2/26/2022  
Date Analyzed: 03/04/2022  
Signature:   
Analyst: Mark Stewart

Approved By:   
Frank E. Ehrenfeld, III  
Laboratory Director

---

CERTIFICATE OF ANALYSIS

---

Client: Vanasse Hangen Brustlin, Inc.  
1805 Atlantic Avenue  
Manasquan NJ 08736

Report Date: 3/4/2022  
Report No.: 654453 - Lead Water  
Project: Ocean County  
Project No.: 21336.22

Client: VHB973

## Appendix to Analytical Report:

**Customer Contact:** Chris Glowacki  
**Analysis:** AAS-GF - ASTM D3559-08D

This appendix seeks to promote greater understanding of any observations, exceptions, special instructions, or circumstances that the laboratory needs to communicate to the client concerning the above samples. The information below is used to help promote your ability to make the most informed decisions for you and your customers. Please note the following points of contact for any questions you may have.

**iATL Customer Service:** customerservice@iatl.com  
**iATL Office Manager:** wchampion@iatl.com  
**iATL Account Representative:** Kelly Klippel  
**Sample Login Notes:** See Batch Sheet Attached  
**Sample Matrix:** Water  
**Exceptions Noted:** See Following Pages

### General Terms, Warrants, Limits, Qualifiers:

General information about iATL capabilities and client/laboratory relationships and responsibilities are spelled out in iATL policies that are listed at [www.iATL.com](http://www.iATL.com) and in our Quality Assurance Manual per ISO 17025 standard requirements. The information therein is a representation of iATL definitions and policies for turnaround times, sample submittal, collection media, blank definitions, quantification issues and limit of detection, analytical methods and procedures, sub-contracting policies, results reporting options, fees, terms, and discounts, confidentiality, sample archival and disposal, and data interpretation.

iATL warrants the test results to be of a precision normal for the type and methodology employed for each sample submitted. iATL disclaims any other warrants, expressed or implied, including warranty of fitness for a particular purpose and warranty of merchantability. iATL accepts no legal responsibility for the purpose for which the client uses test results. Any analytical work performed must be governed by our Standard Terms and Conditions. Prices, methods and detection limits may be changed without notification. Please contact your Customer Service Representative for the most current information.

This confidential report relates only to those item(s) tested and does not represent an endorsement by NIST-NVLAP, AIHA LAP LLC, or any agency of local, state or province governments nor of any agency of the U.S. government.

This report shall not be reproduced except in full, without written approval of the laboratory.

### Information Pertinent to this Report:

Analysis by AAS Graphite Furnace:

- ASTM D3559-08D

Certification:

- NYS-DOH No. 11021

- NJDEP No. 03863

### Note: These methods are analytically equivalent to iATL's accredited method;

- USEPA 40CFR 141.11B

- USEPA 200.9 Pb, AAS-GF, RL <2 ppb/sample

- USEPA SW 846-7421 - Pb(AAS-GF, RL <2 ppb/sample)

Regulatory limit for lead in drinking water is 15.0 parts per billion as cited in EPA 40 CFR 141.11 National Primary Drinking Water Regulations, Subpart B: Maximum contaminant levels for inorganic chemicals.

All results are based on the samples as received at the lab. iATL assumes that appropriate sampling methods have been used and that the data upon which these results are based have been accurately supplied by the client.

Sample results are not corrected for contamination by field or analytical blanks.

PPB = Parts per billion. 1 µg/L = 1 ppb MDL = 0.24 PPB Reporting Limit (RL) = 1.0 PPB

---

CERTIFICATE OF ANALYSIS

---

Client: Vanasse Hangen Brustlin, Inc.  
1805 Atlantic Avenue  
Manasquan NJ 08736

Report Date: 3/4/2022  
Report No.: 654453 - Lead Water  
Project: Ocean County  
Project No.: 21336.22

Client: VHB973

**Disclaimers / Qualifiers:**

There may be some samples in this project that have a "NOTE:" associated with a sample result. We use added disclaimers or qualifiers to inform the client about something that requires further explanation. Here is a complete list with highlighted disclaimers pertinent to this project. For a full explanation of these and other disclaimers, please inquire at [customerservice@iatl.com](mailto:customerservice@iatl.com).

Matrix spiking is performed on each client batch to determine if interferences could impact results. When spike recoveries fall out of acceptable range matrix interference is suspected and samples are diluted until acceptable spike recovery can be achieved. Reporting limits will increase by the same degree as the dilution required.

Note: Sample dilution required due to matrix interference.

Water Sample Turbidity greater than 1.0 NTU does not meet Federal and NJ State Primary & Secondary Drinking Water Standards.

\* ASTM D3559 (D) calls for the addition of acid at the time of sampling. Unless so noted on the chain of custody by the client iATL acidifies samples to a pH of <2 at least 24 hours prior to analysis.



## Chain of Custody

– Environmental Lead –

<b>Contact Information</b>	
<b>Client Company:</b> <u>VHB</u>	<b>Project Number:</b> <u>21336.22</u>
<b>Office Address:</b> <u>1805 Atlantic Avenue</u>	<b>Project Name:</b> <span style="background-color: black; color: black;">XXXXXXXXXX</span>
<b>City, State, Zip:</b> <u>Manasquan, NJ 08742</u>	<b>Primary Contact:</b> <u>Chris Glowacki</u>
<b>Fax Number:</b> _____	<b>Office Phone:</b> <u>7322232225</u>
<b>Email Address:</b> <u>Thalter@vhb.com, CGlowacki@vhb.com</u>	<b>Cell Phone:</b> _____

iATL is accredited by the National Lead Laboratory Accreditation Program (NLLAP) to perform analytical testing of environmental samples for lead (Pb). The accreditation is through AIHA-LAP, LLC and several other nationally recognized state programs.

**Matrix/Method:**

Paint by AAS: ASTM D3335-85a, 2009

Wipe/Dust by AAS: SW 846: 3050B: 700B, 2010

Air by AAS: NIOSH 7082, 1994

Soil by AAS: EPA SW 846 (Soil)

Water by AAS-GF: ASTM D3559-03D, US EPA 200.9

Other Metals (Cd, Zn, Cr) by AAS

Toxicity Characteristic Leaching Procedure (TCLP) by AAS: US EPA 1311

Other NJ Lead in Drinking Water

**Special Instructions:**  
FD=First Draw, FL=Flush, Flush samples only to be analyzed if exceedance of limits on First Draw Sample

---

**Turnaround Time**

Preliminary Results Requested Date: \_\_\_\_\_  Verbal  Email  Fax

Specific date / time

10 Day  5 Day  3 Day  2 Day  1 Day\*  12 Hour\*\*  6 Hour\*\*  RUSH\*\*

\* End of next business day unless otherwise specified. \*\* Matrix Dependent. \*\*\*Please notify the lab before shipping\*\*\*

**Chain of Custody**

Relinquished (Name/Organization): <u>J. Taylor VHB</u>	Date: <u>2/26/22</u>	Time: <u>1230</u>	
Received (Name / iATL): _____	Date: _____	Time: _____	
Sample Login (Name / iATL): <u>L. Morgan</u>	Date: _____	Time: _____	
Analysis(Name(s) / iATL): <u>MS</u>	Date: <u>3/4/22</u>	Time: _____	
QA/QC Review (Name / iATL): <u>L. Morgan</u>	Date: _____	Time: _____	
Archived / Released: _____	QA/QC InterLAB Use: _____	Date: _____	Time: _____

RECEIVED

FEB 26 2022

iATL - BY

## Sample Log

–Environmental Lead–

Client: 21336.22

Project: Ocean County

Sampling Date/Time: <sup>(FH)</sup> ~~2/22~~ 2/26/22 800-840

Client Sample #	iATL #	Location/ Description	Flow Rate	Start End	Sampling time (min)	Area (ft2) Volume (L)	Results ( )
OC-01-FD	7375202	Staff kitchen		2/26/22	800	250 mL	
OC-02-FL	7375203	Staff kitchen		/	803	1	
OC-03-FD	7375204	Kitchen		/	807		
OC-04-FL	7375205	Kitchen		/	809		
OC-05-FD	7375206	107		/	811		
OC-06-FL	7375207	107		/	813		
OC-07-FD	7375208	108		/	815		
OC-08-FL	7375209	108		/	817		
OC-09-FD	7375210	115		/	820		
OC-10-FL	7375211	115		/	822		
OC-11-FD	7375212	111		/	825		
OC-12-FL	7375213	111		/	827		
OC-13-FD	7375214	112		/	830		
OC-14-FL	7375215	112		/	831		
Acidified	MS 3/22	2/230					

\* = Insufficient Sample Provided to Perform QC Reanalysis (<200mg)

\*\* = Insufficient Sample Provided to Analyze (<50mg) \*\*\* = Matrix / Substrate Interference Possible

FB = Method Requires the submittal of blank(s). ML = Multi Layered Sample. May result in inconsistent results.

These preliminary results are issued by iATL to expedite procedures by clients based upon the above data. iATL assumes that all of the sampling methods and data upon which these results are based, has been accurately supplied by the client. These results may not have been reviewed by the Laboratory Director. Final Certificate of Analysis will follow these preliminary results. The signed COA is to be considered the official results. All EPA, HUD, and NJDEP conditions apply.