

**Mercer County Community College
Institutional Profile, 2015**

	<u>Page(s)</u>
I. Table of Contents	1
Preface	2
II. Accreditation Status	
A. Institutional Accreditations	3
Professional Accreditations	3
B. 1. Number of undergraduates by attendance status	4
3. Number of non-credit students served	4
4. Unduplicated number of students for entire academic year	4
C. Characteristics of Undergraduate Students	
2: Remediation/Development Education	5
3.a: Undergraduate Enrollment by Race/Ethnicity – Summary and Graph	6
3.b: Undergraduate Enrollment by Gender – Summary and Graph	7
3.c: Undergraduate Enrollment by Age – Summary and Graph	8
4: Financial Aid from State-funded Programs	9
5: Undergraduate Enrollment by State of Residence	9
D. Student Outcomes	
1.b: Two-Year Graduation Rate of Fall 2011 Full-time First-time Degree/Certificate Seeking Students	10
1.c: Three-Year Graduation and Transfer Rates of Fall 2011 Full-time First-time Degree/Certificate Seeking Students by Race/Ethnicity	10
2.a: Third Semester Retention of First-time Undergraduates, Fall 2012 to Fall 2013	10
E. Faculty Characteristics	
1: Full-time Faculty by Race/Ethnicity, Gender and Academic Rank Fall 2013	11
2: Percentage of Course Sections Taught by Full-Time Faculty, Fall 2013	11
3: Ratio of Full- to Part-time Faculty, Fall 2013	11
F. Characteristics of the Trustees	
1: Race/Ethnicity and Gender of the Members of the Board of Trustees	12
2: Members of the Board of Trustees	12
3: URL of Web site for Board of Trustees	12
G. Profile of the Institution	13
Degree and Certificate Programs	13
List of Credit Programs by Degree Type	14-15
H. Major Research and Public Service Activities	16
I. Major Capital Projects	17

Preface

Attached herewith is the 2015 Institutional Profile for Mercer County Community College.

This information provides a snapshot of the state of our institution.

A handwritten signature in blue ink, appearing to read "Jianping Wang", is written over a horizontal line.

Dr. Jianping Wang

President

A. Accreditation Status

Institutional Accreditations

Mercer was initially accredited in 1970, and this accreditation was renewed for ten years in 1975, 1985, 1995, and 2005. The college submitted a decennial self-study in January 2015; it provided a comprehensive overview of institutional progress since the college's Periodic Review Report (PRR) in 2010 and decennial self-study in 2005. The Middle States Commission on Higher Education (MSCHE) acted in June 2015 to warn the college that its accreditation may be in jeopardy because of insufficient evidence that the college is currently in compliance with Standard 7 (Institutional Effectiveness) and Standard 14 (Assessment of Student Learning). The follow-up monitoring report, due to the Commission March 2016, is already in progress and will demonstrate that the college has made appropriate improvements to bring itself into compliance. While on warning, the college remains accredited by MSCHE. In addition, the State of New Jersey's Board of Higher Education continues to authorize the college to award the associates degree.

Professional Accreditations

The New Jersey Board of Nursing approves and the Accreditation Commission for Education in Nursing (ACEN) accredits the college's Associate Degree Nursing program. The Radiography program is accredited by the Joint Review Committee on Education in Radiologic Technology and approved by the New Jersey Radiologic Technology Board of Examiners. The Medical Laboratory Technology program is accredited by the National Accrediting Agency of Clinical Laboratory Sciences. The Commission on Accreditation in Physical Therapist Education of the American Physical Therapy Education has given accreditation to the Physical Therapist Assistant program. The American Bar Association accredits the Legal Assistant program. The Technology Accreditation Commission of the Accreditation Board for Engineering & Technology accredits the Civil Engineering Technology program. The American Board of Funeral Service Education accredits the Funeral Services program. Mercer's Aviation Flight Technology program became the first two-year aviation program in the nation to be accredited by the Aviation Accreditation Board International.

Mercer
Table II.B.1:
Undergraduate Credit Enrollment by Attendance Status, Fall 2014

<u>Full-time</u>		<u>Part-time</u>		<u>Total</u>
<u>Num</u>	<u>Pct</u>	<u>Num</u>	<u>Pct</u>	
2,947	37.6%	4,892	62.4%	7,839

Source: IPEDS Fall Enrollment Survey

Mercer
Table II.B.3:
Non-Credit Enrollment, FY 2014

	<u>Total Number of Registrations¹</u>	<u>Unduplicated Headcount</u>	<u>Total Clock Hours (One Clock Hour = 60 minutes)</u>	<u>Total FTEs²</u>
Open Enrollment	11,284	4,131	161,865	360
Customized Training	1,500		16,178	36

¹Includes all registrations in any course that started on July 1, 2013 through June 30, 2014

²FTEs were computed by converting clock hours to credit hours (by dividing by 15), then converting credit hours to FTEs (dividing by 30).

Source: SURE Non-credit Open Enrollment file and NJ IPEDS Form #31, Customized Training.

Mercer
Table II.B.4:
Unduplicated Enrollment, FY 2014

<u>Headcount Enrollment</u>	<u>Credit Hours</u>	<u>FTE</u>
11,073	146,129	4,871

Source: IPEDS 12-Month Enrollment Survey

Mercer

I.I.C.2 REMEDIATION / DEVELOPMENT EDUCATION

- 1 **Name of basic skills placement test administered and criteria (if any) for selecting test takers in Fall 2014**

Accuplacer

- 2 **Total number of undergraduate students enrolled in Fall 2014**

Total Fall 2013 Undergraduate enrollment	Number of students enrolled in one or more remedial courses	% of total
7,839	1,728	22.0%

Total enrollment = includes all students, FT, PT, returning, transfers, etc.

- 3 **Total number of First-time, Full-time (FTFT) matriculated students enrolled in remediation in Fall 2014**

Total number of FTFT Students	No. of FTFT students enrolled in one or more remedial courses	% of Total
1,075	583	54.2%

- 4 **First-time, Full-time matriculated students (FTFT) enrolled in remediation in Fall 2014 by subject area.**

Subject area	No. enrolled	% of all FTFT enrolled in:
Reading	146	13.6%
Writing	349	43.9%
Math Computation	373	32.5%
Elem. Algebra	201	18.7%

Source: SURE Fall Enrollment File

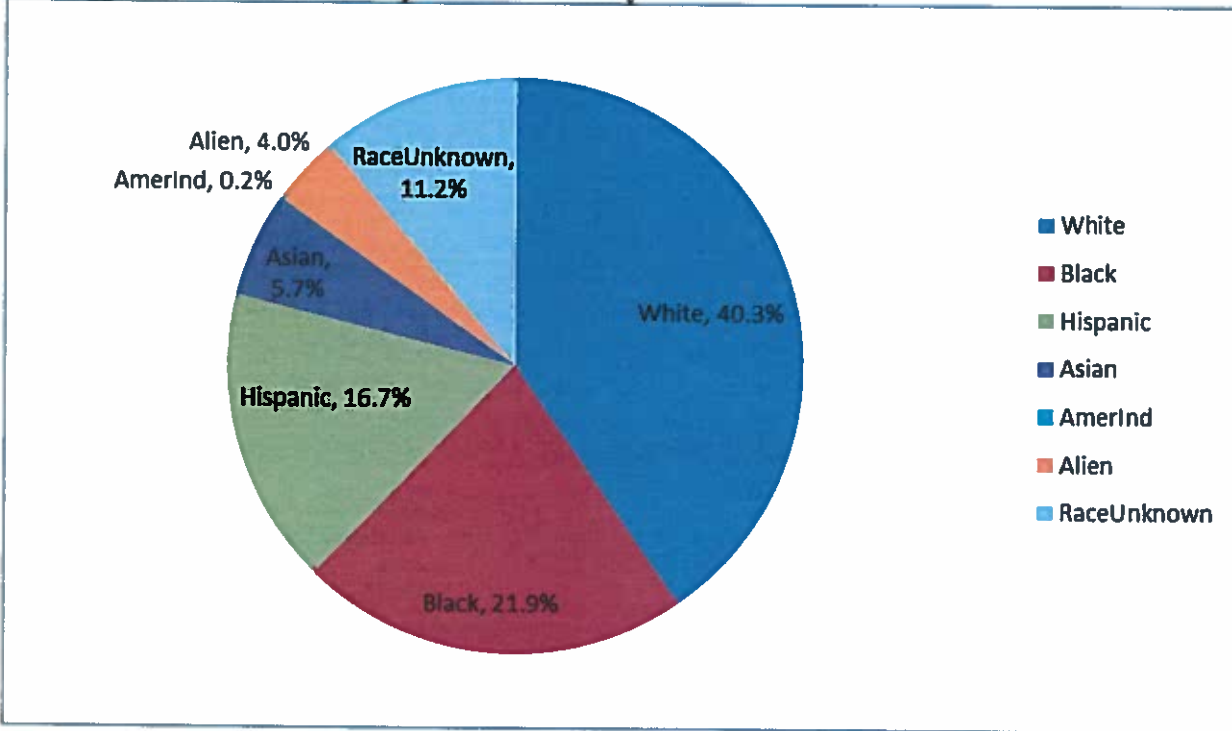
Mercer
Table II.C.3.a:
Undergraduate Enrollment by Race/Ethnicity, Fall 2014

	<u>White</u>		<u>Black</u>		<u>Hispanic</u>		<u>Asian*</u>		<u>Amer.Ind.</u>		<u>Alien</u>		<u>Race Unknown*</u>		<u>Total</u>	
	<u>Num</u>	<u>Pct</u>	<u>Num</u>	<u>Pct</u>	<u>Num</u>	<u>Pct</u>	<u>Num</u>	<u>Pct</u>	<u>Num</u>	<u>Pct</u>	<u>Num</u>	<u>Pct</u>	<u>Num</u>	<u>Pct</u>	<u>Num</u>	<u>Pct</u>
Full-time	1,209	41.0%	636	21.6%	542	18.4%	161	5.5%	11	0.4%	152	5.2%	236	8.0%	2,947	100.0%
Part-time	1,952	39.9%	1,077	22.0%	764	15.6%	289	5.9%	4	0.1%	165	3.4%	641	13.1%	4,892	100.0%
Total	3,161	40.3%	1,713	21.9%	1,306	16.7%	450	5.7%	15	0.2%	317	4.0%	877	11.2%	7,839	100.0%

*Note: Asian includes Pacific Islanders and Unknown includes 2 or More Races.

Source: IPEDS Fall Enrollment Survey

Undergraduate Enrollment by Race / Ethnicity

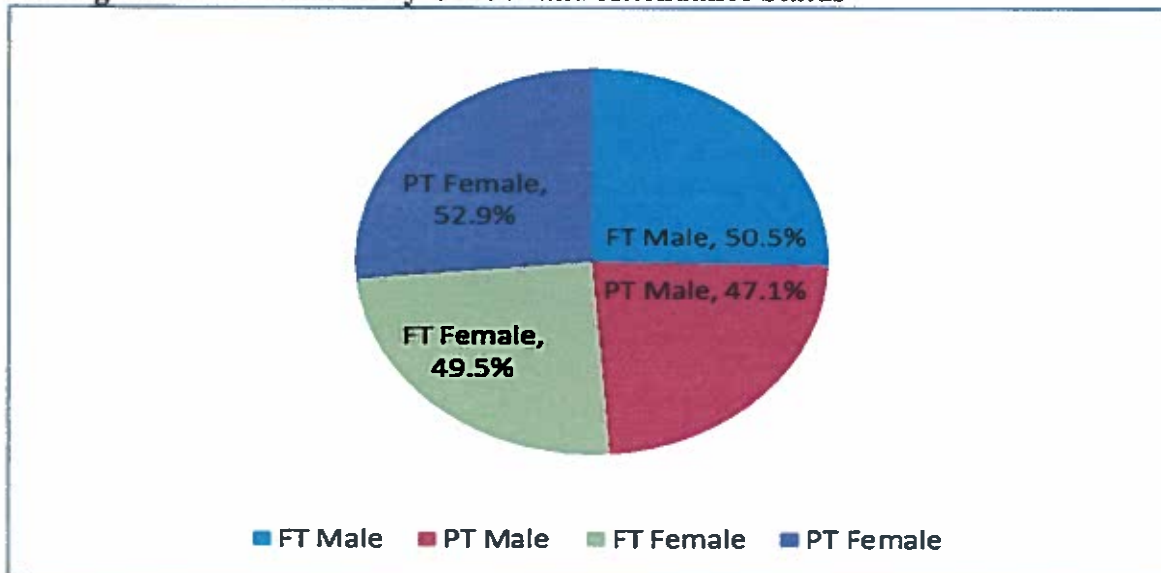


Mercer
Table II.C.3.b:
Undergraduate Enrollment by Gender, Fall 2014

<u>Full-time</u> <u>Male</u>	<u>Pct</u>	<u>Full-time</u> <u>Female</u>	<u>Pct</u>	<u>Full-time</u> <u>Total</u>	<u>Part-time</u> <u>Male</u>	<u>Pct</u>	<u>Part-time</u> <u>Female</u>	<u>Pct</u>	<u>Part-time</u> <u>Total</u>	<u>Total</u> <u>Male</u>	<u>Pct</u>	<u>Total</u> <u>Female</u>	<u>Pct</u>	<u>Total</u>
1,487	50.5%	1,460	49.5%	2,947	2,304	47.1%	2,588	52.9%	4,892	3,791	48.4%	4,048	51.6%	7,839

Source: IPEDS Fall Enrollment Survey

Undergraduate Enrollment by Gender and Attendance Status

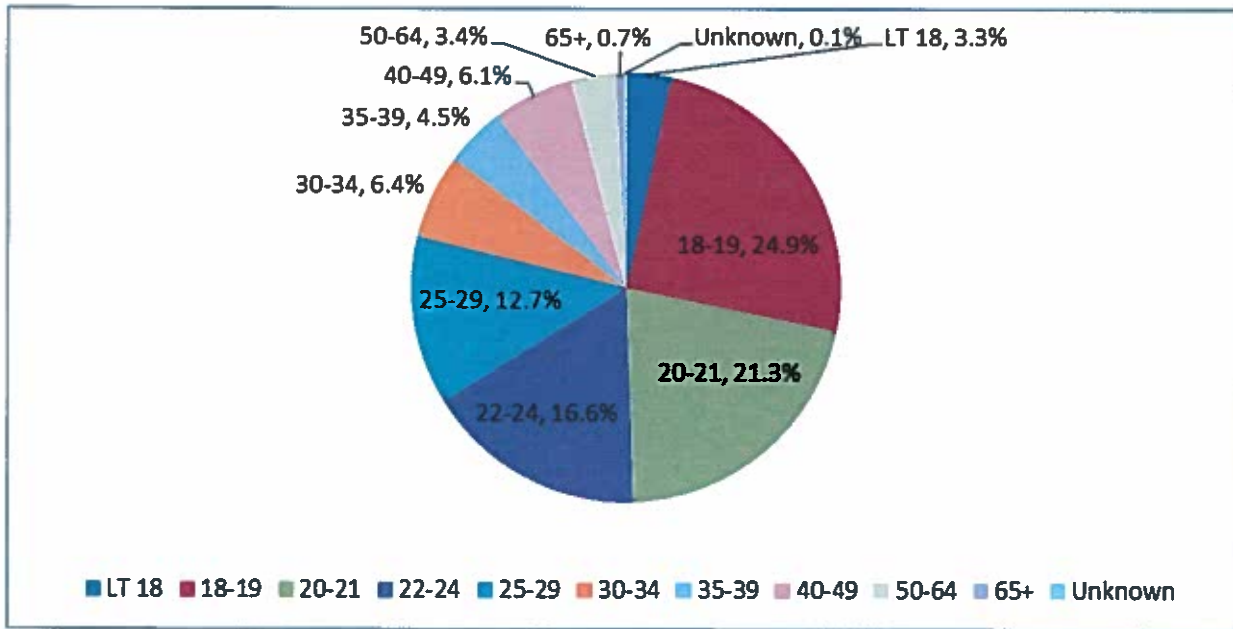


Mercer
Table II.C.3.c:
Undergraduate Enrollment by Age, Fall 2014

		<u>LT 18</u>	<u>18-19</u>	<u>20-21</u>	<u>22-24</u>	<u>25-29</u>	<u>30-34</u>	<u>35-39</u>	<u>40-49</u>	<u>50-64</u>	<u>65+</u>	<u>Unknown</u>	<u>Total</u>
Full-time	Num	16	1,309	775	329	233	100	71	76	41	0	1	2,951
	Pct	0.5%	44.4%	26.3%	11.1%	7.9%	3.4%	2.4%	2.6%	1.4%	0.0%	0.0%	100.0%
Part-time	Num	244	640	895	973	766	405	279	405	222	54	5	4,888
	Pct	5.0%	13.1%	18.3%	19.9%	15.7%	8.3%	5.7%	8.3%	4.5%	1.1%	0.1%	100.0%
Total	Num	260	1,949	1,670	1,302	999	505	350	481	263	54	6	7,839
	Pct	3.3%	24.9%	21.3%	16.6%	12.7%	6.4%	4.5%	6.1%	3.4%	0.7%	0.1%	100.0%

Source: IPEDS Fall Enrollment Survey

Undergraduate Enrollment by Age, Fall 2015



Mercer
Table II.C.4:
Financial Aid from State, Federal & Institution-Funded Programs, AY 2013-14

<u>State Programs</u>	<u>Recipients</u>	<u>Dollars(\$)</u>	<u>\$/Recipient</u>
TAG	1,204	1,775,751	1,478.88
EOF	249	261,226	1049.10
Outstanding Scholars (OSRP)			-
Distinguished Scholars	0	0	0
Urban Scholars	0	0	0
NJCLASS Loans	0	0	0
NJ STARS	67	183,591	2,740.16
<u>Federal Programs</u>	<u>Recipients</u>	<u>Dollars(\$)</u>	<u>\$/Recipient</u>
Pell Grants	3,352	10,602,749	3,163.11
College Work Study	83	164,061	1,976.63
Perkins Loans	0	0	-
SEOG	430	157,036	365.20
PLUS Loans Stafford			-
Loans(subsidized) Stafford Loans	812	2,319,770	2,856.86
(Unsubsidized) SMART & ACG or other	674	1,912,933	2,838.18
<u>Institutional Programs</u>	<u>Recipients</u>	<u>Dollars(\$)</u>	<u>\$/Recipient</u>
Grants / Scholarships	8	5,050	631.25
Loans			-

Source: NJIPEDS Form #41 Student Financial Aid Report

Table C5
Fall 2014 Enrollment by State residence

<u>First-Time Students</u>				<u>Total College</u>			
State Residents	Non-State Residents	Total	% of State Residents	State Residents	Non-State Residents	Total	% of State Residents
1,772	30	1,802	98.3%	7,694	145	7,839	98.2%

Source: IPEDS Fall Enrollment Survey Part C

D. Student Outcomes

**Mercer
Table
II.D.1.b
Two-Year Graduation Rate of Fall 2011 Full-time First-time Degree/Certificate
Seeking Students**

	<u>Total</u>	
	<u>Num</u>	<u>Pct</u>
Fall 2011 Cohort	1,367	
Graduated after 2 years	55	4.0%

Source: IPEDS Graduation Rate Survey

**Mercer
Table II.D.1.c
Three-Year Graduation and Transfer Rates of Fall 2011 Full-time First-time Degree/Certificate Seeking Students by Race/Ethnicity**

	<u>White</u>		<u>Black</u>		<u>Hispanic</u>		<u>Asian</u>		<u>Alien</u>		<u>Other *</u>		<u>Total</u>	
	<u>Num</u>	<u>Pct</u>	<u>Num</u>	<u>Pct</u>	<u>Num</u>	<u>Pct</u>	<u>Num</u>	<u>Pct</u>	<u>Num</u>	<u>Pct</u>	<u>Num</u>	<u>Pct</u>	<u>Num</u>	<u>Pct</u>
Fall 2009 Cohort	516		373		213		61		42		162		1,367	
Graduated after 3 Years	112	21.7%	26	7.0%	18	8.5%	10	16.4%	7	16.7%	15	9.3%	188	13.8%
Transferred	107	20.7%	71	19.0%	32	15.0%	25	41.0%	8	19.0%	32	19.8%	275	20.1%

* Other includes American Indian and Unknown Race.

SOURCE: IPEDS Graduation Rate Survey

**Mercer
Table II.D.2.a
Third Semester Retention of First-time Undergraduates, Fall 2013 to Fall 2014**

	<u>Full-Time</u>			<u>Part-Time</u>		
	<u>Fall 2013 First-Time Undergraduates</u>	<u>Retained in Fall 2014</u>	<u>Retention Rate</u>	<u>Fall 2013 First-Time Undergraduates</u>	<u>Retained in Fall 2014</u>	<u>Retention Rate</u>
3	1,190	793	66.6%	961	399	41.5%

Source: IPEDS Fall Enrollment Survey, Part E

E. Faculty Characteristics

Mercer
Table II.E.1:
Full-Time Faculty by Race/Ethnicity, Sex, Tenure Status and Academic Rank, Fall 2014

	<u>White</u>		<u>Black</u>		<u>Hispanic</u>		<u>Asian</u>		<u>Amer. Ind.</u>		<u>Alien</u>		<u>Race Unknown</u>		<u>Total</u>		
	<u>Men</u>	<u>Wom</u>	<u>Men</u>	<u>Wom</u>	<u>Men</u>	<u>Wom</u>	<u>Men</u>	<u>Wom</u>	<u>Men</u>	<u>Wom</u>	<u>Men</u>	<u>Wom</u>	<u>Men</u>	<u>Wom</u>	<u>Men</u>	<u>Wom</u>	
Tenured																	
Professors	24	23	1	0	0	1	0	2	0	0	0	0	0	0	0	25	26
Associate Prof.	14	17	2	3	0	0	0	1	0	0	0	0	0	0	0	16	20
Assistant Prof.	6	5	0	1	1	0	0	0	0	0	0	0	0	0	0	7	6
All Others	1	0	0	1	0	0	0	0	0	0	0	0	0	0	0	1	1
TOTAL	45	45	3	5	1	1	0	2	0	0	0	0	0	0	49	53	
Without Tenure																	
Professors	0	0	0	0	0	0	0	0	0	0	0	0	0	0	0	0	0
Associate Prof.	1	0	0	0	0	0	0	0	0	0	0	0	0	0	0	1	0
Assistant Prof.	2	7	0	1	0	0	0	1	0	0	0	0	0	0	0	2	9
All Others	2	1	0	0	0	0	0	0	0	0	0	0	0	0	0	2	1
TOTAL	5	8	0	1	0	0	0	1	0	0	0	0	0	0	5	10	
Total																	
Professors	24	23	1	0	0	1	0	2	0	0	0	0	0	0	0	25	26
Associate Prof.	15	17	2	3	0	0	0	1	0	0	0	0	0	0	0	17	20
Assistant Prof.	8	12	0	2	1	0	0	1	0	0	0	0	0	0	9	15	
All Others	3	1	0	1	0	0	0	0	0	0	0	0	0	0	3	2	
TOTAL	50	53	3	6	1	1	0	3	0	0	0	0	0	0	54	63	

II.E.2 Percentage of Course Sections Taught by Full-time Faculty

(Note: Others includes Full-time Staff and Teaching Assistants)

Fall 2014

Total Number of Course Sections	Taught by Full-time Faculty		Taught by Part-time Faculty		Taught by Others*	
	Number	Percent	Number	Percent	Number	Percent
1,233	444	36%	690	56%	99	8%

Mercer
Table II.E.3:
Ratio of Full- to Part-time Faculty, Fall 2012

<u>Full-time</u>		<u>Part-time</u>		<u>Total</u>	
<u>Num</u>	<u>Pct</u>	<u>Num</u>	<u>Pct</u>	<u>Num</u>	<u>Pct</u>
117	21.8%	419	78.2%	536	100.0%

Source: IPEDS Human Resources Survey

F. Characteristics of the Trustees

**Table F.1
Race/Ethnicity and Gender of the Members of the Board of Trustees, Fall 2015**

	Male	Female	Total
Caucasian	5	2	7
African American	1	1	2
Hispanic	1	1	2
Asian, Pacific Islander	0	1	1
Total	7	5	12

Source: MCCC, President's Office, Fall 2015

**Table F.2
MERCER COUNTY COMMUNITY COLLEGE
BOARD OF TRUSTEES
2015 – 2016**

Reverend William E. Coleman, Jr. (Board Treasurer)	President	W.E.C. Resource Group
Mr. Robert Di Falco	Assoc. VP, Investments	Raymond James
Mr. Kevin Drennan (Board Vice-Chair)	Chief of Staff	Office of Senator S Sweeney
Dr. Gwendolyn Harris	Executive Director	Walter Rand Institute, Rutgers
Ms. Pamela Hersh		
Anthony Inverso	Managing Director	Phoenix Advisors, LLC
Mr. Mark Matzen (Board Chair)	President	FiftyOne Percent LLC
Shamil Rodriguez District Representative/Scheduler	Rush Holt's Office	
Mr. Laura Morana	Interim Exec. Cnty.	Superintendent Mercer County Schools
Dr. Jianping Wang (Board Secretary) (ex-officio)	President	Mercer County Community College
Ms. Carol Golden		
<u>Alumni Trustee:</u>		
Mr. Bryan Steward		

Table F.3
http://www.mccc.edu/welcome_bot.shtml

Source: MCCC, President's Office, Fall 2015

G. Profile of Institution

Mercer County Community College was established in 1966. It began operations in the summer of 1967 after incorporating the former Trenton Junior College and The School of Industrial Arts, an institution whose history dates from 1898. Initially housed in various rented facilities in downtown Trenton, the college moved in 1972 to a comprehensive new campus located on 290 acres adjacent to a sprawling new county park in suburban/rural West Windsor Township. Limited operations continued in Trenton until 1976, when the newly constructed Trenton Campus opened as a visible sign of the college's continuing commitment to serve the Trenton community.

Degree and Certificate Programs

The scope of Mercer's educational offerings is among the broadest in the state of New Jersey. Through more than 70 program options, including 3 fully online options, students may earn an Associate in Arts (AA), Associate in Fine Arts (AFA), Associate in Science (AS) or Associate in Applied Science (AAS) degree or a Certificate of Proficiency. Unique programs including Funeral Service and Aviation continue to draw a large number of out-of-county students to Mercer. Noncredit offerings cover a wide spectrum, including customized corporate training, continuing professional education, personal interest courses, entry-level employment skills development, and adult basic education. There are also many youth-oriented year-round programs and summer camps.

G. Credit Programs by Degree Type, Fall 2015

Access Programs

English-as-a-Second Language	Non-degree Exploratory
LPN-RN Advanced Placement	Non-degree Other College
Non-degree Career Related	Non-degree Personal Development

AA Programs

Communication	Liberal Arts & Sciences
Organizational	American Studies
Radio	Global Studies
Television	Humanities
Communication: Speech and Theater	Liberal Arts
Communication: New Media	Political and Legal Studies
Dance	Social Science
Education	Women's & Gender Studies
Theatre	Liberal Arts (Online)

AFA Programs

Dance	Visual Arts
Photography & Digital Imaging	Art History
Theatre	Ceramics / Sculpture
	Fine Arts

AS Programs

Architecture	Criminal Justice: Corrections
Aviation Management	Criminal Justice: Law Enforcement
Biology	Criminal Justice: Corrections (Online)
Pre-Dentistry	Culinology
Pre-Medicine	Engineering Science
Pre-Veterinarian	Mathematics
Business Administration	Music
Global Business	Nursing (ADN)
Sports Management	Nursing Coop (St. Frances Medical Center)
Chemistry	Physics
Computer Information Systems	Plant Science
Computer Science	Occupational Therapy Assistant

AAS Programs

Accounting	Funeral Service
Administrative Professional	Funeral Service Preparatory
Advertising & Graphic Design	Game Design
Building & Construction Technology	Game Programming
Automotive Technology	Health Information Technology
Aviation Customer Relations	Health Science
Aviation Flight Technology	Radiography
Business Software Applications	Heating, Refrigeration & Air Conditioning
Business Studies	Hotel, Restaurant & Institutional Management
Entrepreneurship	Illustration
Management	Laboratory Technology
Civil Engineering Technology	Medical Laboratory Technology
Computer Networking & Technology	Microcomputer Systems Administration
Culinary Arts / Pastry Arts	Ornamental Horticulture
Digital Film	Horticulture
Digital Media Arts	Floral Design
3-D Animation	Landscape Design
Multimedia	Paralegal
Web Design	Physical Therapist Assistant
Early Childhood Education/ Spec. Educ. Asst.	Radio
Electronics Engineering Technology	Radiography

Mercer County Community College Institutional Profile, 2015

Entertainment Technology
Technical Theatre
Music Technology
Fashion Apparel Design
Fashion Merchandising
Fire Science Technology

Respiratory Care
Security System Technology
Technical Studies
Television

Certificates of Proficiency

3-D Animation
Administrative Support
Advanced Manufacturing Technology
Aviation Flight Tech.–Certified Flight Instructor
Building Construction Technology
Catering Management
Computer Aided Design
Computer Science
Computer Networking & Technology
Database Administration
Electronics Engineering Technology
Engineering Science (Transfer Cert.)
Fire Science
Code Enforcement
Officer / Administrator
Funeral Service
Heating, Refrigeration and Air Conditioning

Medical Office Assistant
Microcomputer Applications
Ornamental Horticulture
Paralegal
Photography & Digital Imaging
Professional Baking
Professional Cooking
Small Business Employment Readiness
Small Business Management
Solar/Energy Technology
Travel Agent
Web Design

H. Major Research and Public Service Activities

Mercer is a publicly assisted co-educational institution of higher education that provides quality programs and services at a reasonable cost. Funding is secured through state support (distributed among the various New Jersey community colleges according to enrollment), annual county allocation, student tuition and fees, and supplemental grants. The college offers associate degrees and certificates in over 70 programs. The Mercer Institute of Management and Technology Training provides a full range of customizable training for business and industries throughout the region. Similarly, the Center for Continuing Studies offers a range of non-credit programs and course offerings for the citizens of Mercer County.

With campuses in West Windsor and downtown Trenton (the state's capital), Mercer operates under a one-college philosophy that ensures equitable educational opportunities and services to all students. Full-time faculty members teach both day and evening courses at the West Windsor campus and James Kerney campus. Academic divisions and support-service departments serve students at both campuses and are responsible for day, evening and weekend students as well as those who enroll in online courses via MercerOnline.

During the 2014-2015 academic year, MCCC launched new degree programs in Cybersecurity and Energy Systems Technology. The College was awarded a major multi-year NSF S-STEM grant to support scholarships for full-time students pursuing STEM majors. In addition, the college also offers fully online degree programs in Liberal Arts, Criminal Justice (the Corrections option) and Business Studies. The College welcomed its second cohort this year in the American Honors at Mercer Program, a partnership with American Honors, designed for students interested in academic challenge and active advisement toward college completion and successful transfer. The University Center allows students to continue their studies through the Bachelor's degree with our on campus partners -- Fairleigh Dickinson University, Felician College, Rutgers University and William Paterson University. The Dual enrollment program has expanded to include four area high schools and the County Vocational Technical School's Health Science Academy. The College also offers a number of pre-college opportunities through Youth College including federally funded TRIO Programs (Upward Bound and Educational Talent Search). The Dual enrollment program has expanded to six area high schools including the County's Vocational Technical School.

Mercer County Community College is a cultural hub. The Kelsey Theatre provides a full slate of musical and dramatic productions for both adults and children. The college's Art Gallery exhibits six major shows per year. A listener-supported public radio network offers classical music programming at 89.1 WWFM and a new HD-2 channel for jazz on the same frequency. Mercer hosts a series of speakers on topics of interest to the community through its Distinguished Lecture Series. The Conference Center at Mercer serves as a host location for events sponsored by regional, state and local organizations; and, finally, the Camp College offers summer enrichment programs to hundreds of children throughout the Mercer County region.

Mercer is actively providing global education experiences for our students both inside and outside of the classroom and internationally. Students have many opportunities to observe, learn about, and engage the world community which has a great benefit of providing them with the tools they will need to be successful global citizens in an exceedingly interconnected world. Mercer provides study abroad opportunities for students to learn from real-world exposure to various peoples and cultures; robust ESL programming for students for whom English is not their native language; over 9 for-credit world language offerings; free online access to Rosetta Stone for any student looking to learn another language independently; and diversity and global perspective general education courses that are incorporated into all degree programs. In addition, Mercer has a rich International Student program where approximately 125 international students from more than 50 different countries are offered F-1 visas to come to Mercer to earn Associate degrees.

Mercer is a destination site for area high school athletes seeking scholarship opportunities through sports. The men's and women's soccer teams are Division I; cross-country for women is Division I. Baseball, softball, and men's and women's basketball participate in Division II and our Division III teams are men's and women's tennis.

While our faculty and staff are major supporters and a catalyst for the area's vibrant non-profit community, the College itself is the centerpiece of the activities for many non-profits and educational entities. Each year, the College participates in the American Heart Association Heart Walk. Our 290-acre campus is used frequently for similar walks for March of Dimes, Sudden Infant Death Syndrome (SIDS), The American Cancer Society, etc. Various non-profit or other groups use the College facilities every day of the week, and these activities are coordinated with our security personnel for the health and safety of students and community members. The College continues to house the Mercer County Police Academy and the Mercer County Fire Academy.

I. Major Capital Projects

The following Chapter 12 projects scheduled for fiscal year 2015 were either completed or are close to completion at a total cost of approximately \$3.1 million dollars.

- Classroom & Computer Labs Renovations and Upgrades - Phase I (West Windsor Campus)
- Furniture for MS Lounge Areas and Selective Classrooms (West Windsor Campus)
- PE Building – Hot Water Heater & Storage Replacement for Pool (West Windsor Campus)
- ES & ET Buildings - Chiller/HVAC Replacements (West Windsor Campus)
- Stair Tower Renovations - Phase II (West Windsor Campus)
- Classroom Data & A/V Network Cabling (West Windsor & Trenton Campus)
- Skywalk Roof Connectors - Water Infiltration Repairs (West Windsor Campus)
- ES Annex – Advanced Manufacturing Building (West Windsor Campus)
- Trenton Hall Annex Building & Furniture (Trenton Campus)
- Kerney Hall & Trenton Hall IT Connectivity (Trenton Campus)
- Kerney Hall CCTV Security Upgrade (Trenton Campus)