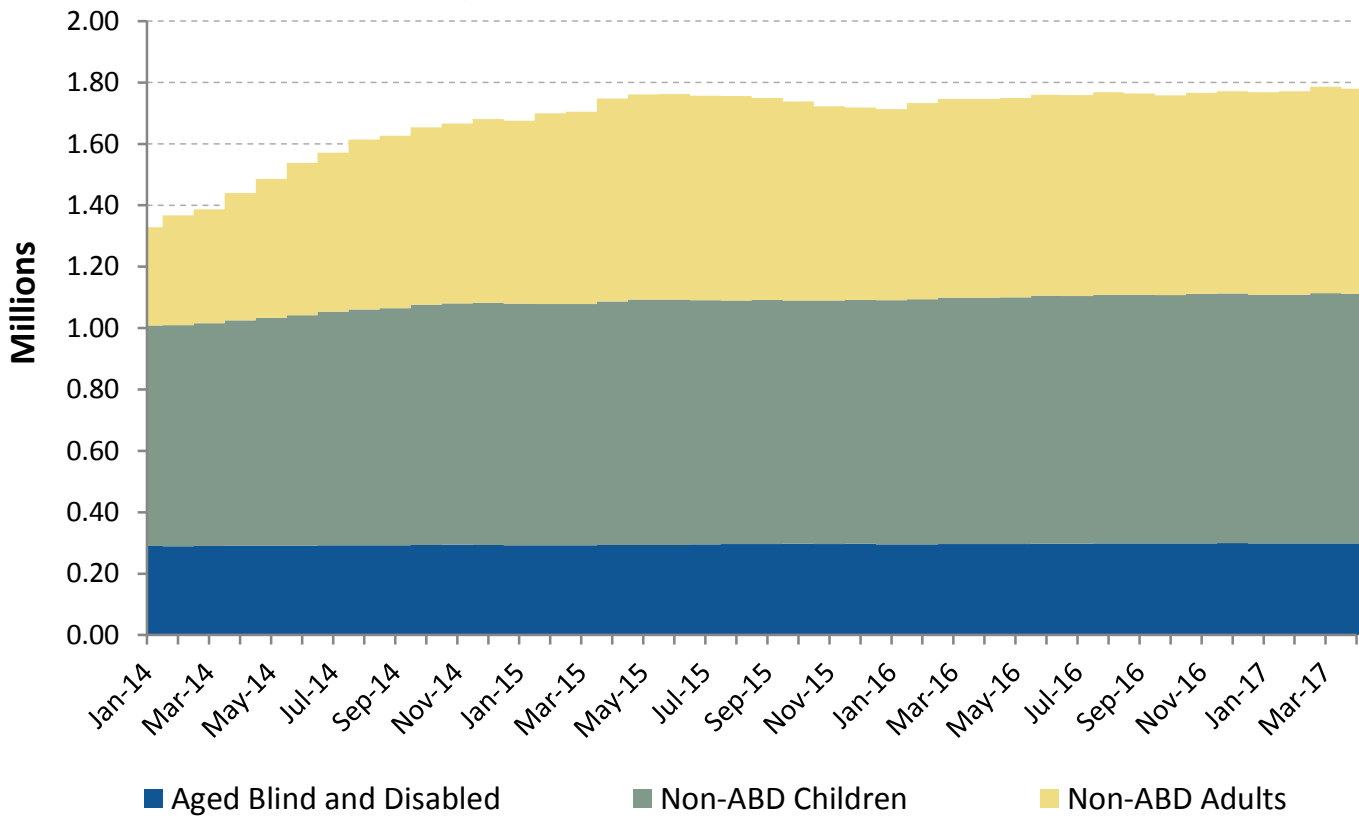


NJ FamilyCare* Enrollment Summary - April 2017

Eligibility Category	Age < 21	Age > 20	Total
Aged	0	92,326	92,326
Blind	59	740	799
Disabled	29,502	175,469	204,971
Non-ABD Children	813,505	0	813,505
Non-ABD Adults	16,846	651,524	668,370
Total	859,912	920,059	1,779,971

NJ FamilyCare* Enrollment Summary



* - **NJ FamilyCare** includes all individuals receiving public medical assistance through the Division of Medical Assistance and Health Services and includes those eligible for federal reimbursement through the Medicaid program and Children's Health Insurance Program established in the federal Social Security Act and those eligible for other public medical assistance programs established through various state laws.

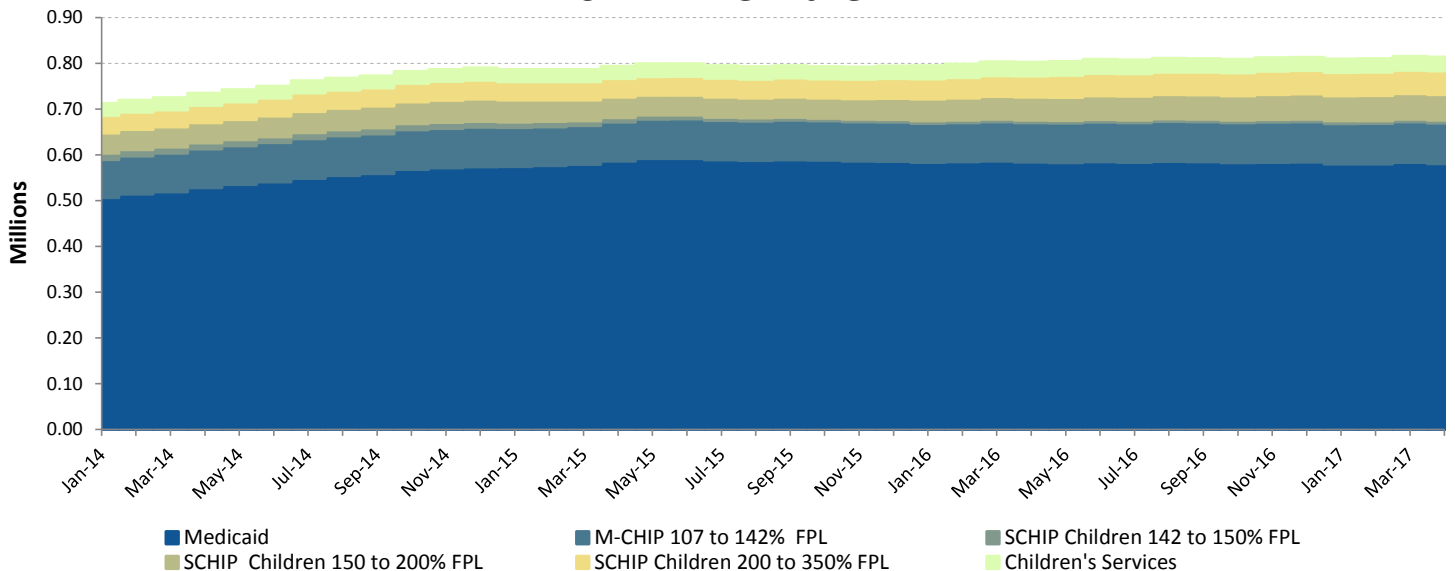
NJ FamilyCare Enrollment Report

Non-ABD Children - April 2017

County	Medicaid	M-CHIP 107 to 142% FPL	SCHIP Children 142 to 150% FPL	SCHIP Children 150 to 200% FPL	SCHIP Children 200 to 350% FPL	Children's Services	Total
Atlantic	24,203	2,721	177	1,932	1,410	1,608	32,051
Bergen	29,323	6,273	504	5,262	5,495	1,245	48,102
Burlington	18,498	2,685	200	2,026	2,007	2,344	27,760
Camden	47,081	5,674	261	3,006	2,820	2,392	61,234
Cape May	5,649	801	49	610	498	443	8,050
Cumberland	17,366	2,430	197	1,532	1,082	1,254	23,861
Essex	83,161	10,211	354	4,315	3,622	3,223	104,886
Gloucester	15,028	2,013	101	1,323	1,446	1,626	21,537
Hudson	63,193	9,957	451	4,169	3,648	1,284	82,702
Hunterdon	2,364	411	33	337	384	496	4,025
Mercer	23,409	3,714	225	2,484	2,037	2,552	34,421
Middlesex	41,208	8,695	565	6,495	5,877	1,402	64,242
Monmouth	27,308	4,474	261	2,845	2,669	1,667	39,224
Morris	10,602	2,288	152	2,036	1,850	1,135	18,063
Ocean	52,658	7,056	450	5,225	6,632	1,757	73,778
Passaic	55,647	8,770	1,181	4,904	3,756	980	75,238
Salem	4,806	617	56	398	288	680	6,845
Somerset	9,801	2,099	112	1,433	1,500	835	15,780
Sussex	3,749	606	52	555	721	646	6,329
Union	40,218	6,754	424	4,501	3,672	1,313	56,882
Warren	5,070	731	42	476	533	409	7,261
Other	6	0	0	0	0	1,228	1,234
Total	580,348	88,980	5,847	55,864	51,947	30,519	813,505

Includes children eligible through CHIPRA - 11,100

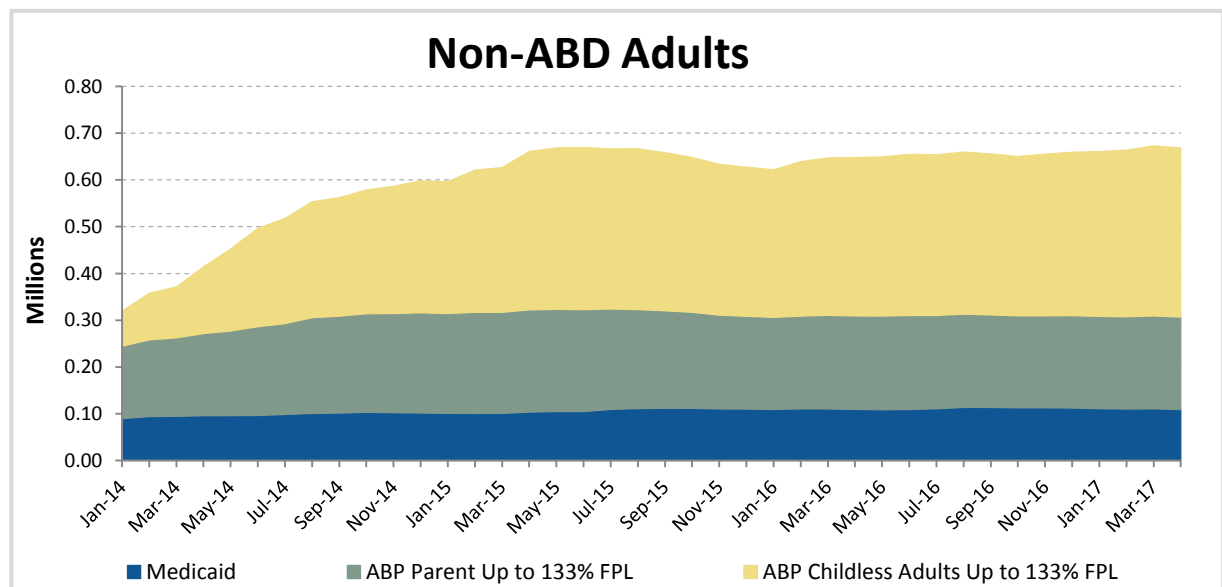
Non-ABD Children



NJ FamilyCare Enrollment Report

Non-ABD Adults - April 2017				
County	Medicaid *	ABP Parent Up to 133% FPL	ABP Childless Adults Up to 133% FPL	Total
Atlantic	4,895	8,439	16,404	29,738
Bergen	5,373	12,905	29,131	47,409
Burlington	4,804	6,415	14,108	25,327
Camden	11,226	14,757	31,564	57,547
Cape May	1,255	2,205	4,549	8,009
Cumberland	3,239	4,606	8,303	16,148
Essex	17,071	25,529	47,238	89,838
Gloucester	3,810	5,774	11,322	20,906
Hudson	10,268	23,215	35,765	69,248
Hunterdon	483	868	2,627	3,978
Mercer	4,344	6,577	13,215	24,136
Middlesex	6,798	14,819	28,136	49,753
Monmouth	4,876	8,228	19,862	32,966
Morris	2,204	3,767	10,591	16,562
Ocean	7,077	19,216	19,767	46,060
Passaic	9,568	19,599	28,876	58,043
Salem	1,218	1,385	2,727	5,330
Somerset	1,617	3,188	7,049	11,854
Sussex	1,035	1,686	4,236	6,957
Union	6,537	12,667	22,560	41,764
Warren	1,220	1,866	3,708	6,794
Other	2	0	1	3
Total	108,920	197,711	361,739	668,370

* Includes pregnant women eligible through CHIPRA - 1,628



NJ FamilyCare Enrollment Report

ABD Eligibles - April 2017				
County	Aged	Blind	Disabled	Total
Atlantic	2,679	22	8,178	10,879
Bergen	11,219	51	10,851	22,121
Burlington	2,468	30	8,714	11,212
Camden	4,697	85	20,153	24,935
Cape May	1,005	6	2,629	3,640
Cumberland	1,503	22	7,600	9,125
Essex	9,539	136	30,808	40,483
Gloucester	1,391	15	6,374	7,780
Hudson	11,240	90	20,409	31,739
Hunterdon	489	5	1,518	2,012
Mercer	3,257	40	11,717	15,014
Middlesex	9,966	55	12,401	22,422
Monmouth	4,524	45	10,048	14,617
Morris	3,903	16	5,194	9,113
Ocean	3,748	30	10,141	13,919
Passaic	9,053	64	15,530	24,647
Salem	428	4	2,536	2,968
Somerset	3,001	14	3,762	6,777
Sussex	637	9	2,220	2,866
Union	6,693	54	11,868	18,615
Warren	734	6	2,088	2,828
Other	152	0	232	384
Total	92,326	799	204,971	298,096

Includes 32,878 individuals in home and community-based waiver programs

