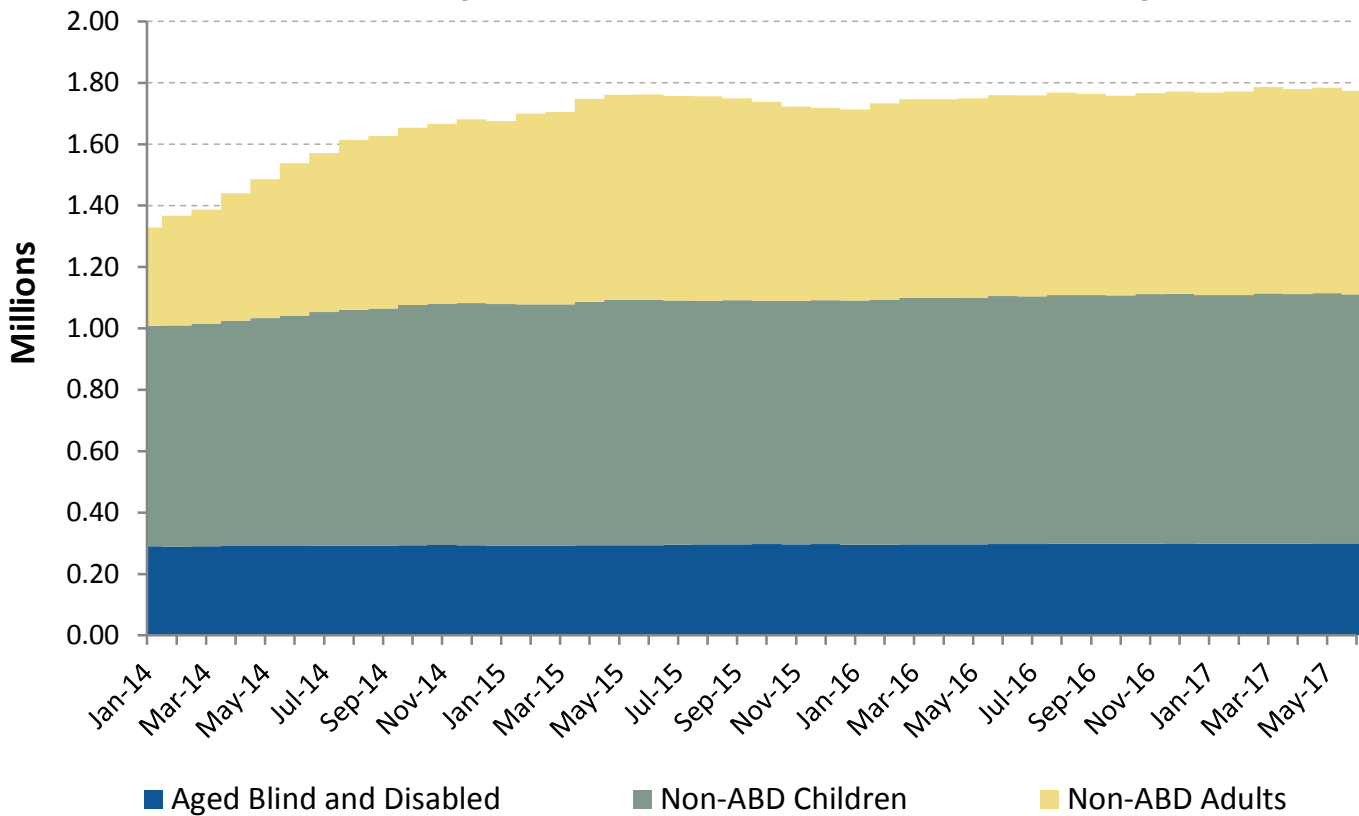


NJ FamilyCare* Enrollment Summary - June 2017

| Eligibility Category | Age < 21 | Age > 20 | Total |
|----------------------|----------------|----------------|------------------|
| Aged | 0 | 93,258 | 93,258 |
| Blind | 58 | 742 | 800 |
| Disabled | 29,401 | 175,784 | 205,185 |
| Non-ABD Children | 811,459 | 0 | 811,459 |
| Non-ABD Adults | 16,986 | 645,518 | 662,504 |
| Total | 857,904 | 915,302 | 1,773,206 |

NJ FamilyCare* Enrollment Summary



* - **NJ FamilyCare** includes all individuals receiving public medical assistance through the Division of Medical Assistance and Health Services and includes those eligible for federal reimbursement through the Medicaid program and Children's Health Insurance Program established in the federal Social Security Act and those eligible for other public medical assistance programs established through various state laws.

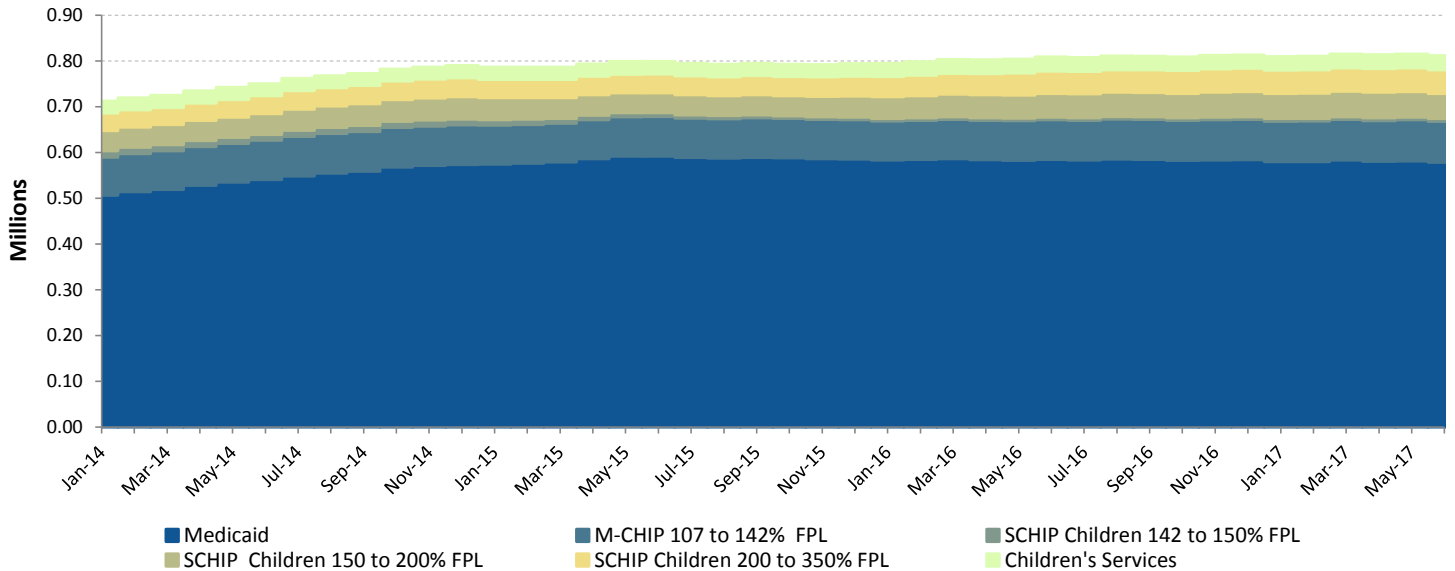
NJ FamilyCare Enrollment Report

Non-ABD Children - June 2017

| County | Medicaid | M-CHIP 107 to 142% FPL | SCHIP Children 142 to 150% FPL | SCHIP Children 150 to 200% FPL | SCHIP Children 200 to 350% FPL | Children's Services | Total |
|--------------|----------------|---------------------------|-----------------------------------|-----------------------------------|-----------------------------------|------------------------|----------------|
| Atlantic | 23,959 | 2,814 | 176 | 1,893 | 1,399 | 1,659 | 31,900 |
| Bergen | 29,076 | 6,304 | 498 | 5,200 | 5,308 | 1,226 | 47,612 |
| Burlington | 18,281 | 2,707 | 186 | 2,028 | 2,002 | 2,390 | 27,594 |
| Camden | 47,207 | 5,651 | 267 | 2,893 | 2,740 | 2,472 | 61,230 |
| Cape May | 5,606 | 780 | 49 | 621 | 479 | 446 | 7,981 |
| Cumberland | 17,284 | 2,434 | 196 | 1,549 | 1,143 | 1,309 | 23,915 |
| Essex | 83,461 | 10,389 | 339 | 4,236 | 3,600 | 3,184 | 105,209 |
| Gloucester | 14,870 | 2,020 | 109 | 1,350 | 1,425 | 1,643 | 21,417 |
| Hudson | 64,261 | 10,002 | 458 | 4,190 | 3,691 | 1,272 | 83,874 |
| Hunterdon | 2,402 | 421 | 29 | 308 | 382 | 527 | 4,069 |
| Mercer | 23,481 | 3,708 | 239 | 2,491 | 1,957 | 2,728 | 34,604 |
| Middlesex | 41,097 | 8,721 | 531 | 6,299 | 5,711 | 1,435 | 63,794 |
| Monmouth | 25,583 | 4,278 | 234 | 2,669 | 2,646 | 1,669 | 37,079 |
| Morris | 10,588 | 2,291 | 157 | 1,975 | 1,931 | 1,166 | 18,108 |
| Ocean | 52,555 | 7,270 | 483 | 5,238 | 6,813 | 1,830 | 74,189 |
| Passaic | 55,660 | 8,739 | 1,149 | 4,932 | 3,692 | 972 | 75,144 |
| Salem | 4,792 | 619 | 51 | 394 | 303 | 693 | 6,852 |
| Somerset | 9,630 | 2,140 | 111 | 1,450 | 1,514 | 819 | 15,664 |
| Sussex | 3,708 | 611 | 52 | 549 | 681 | 660 | 6,261 |
| Union | 39,884 | 6,919 | 402 | 4,394 | 3,624 | 1,308 | 56,531 |
| Warren | 4,987 | 715 | 40 | 474 | 546 | 432 | 7,194 |
| Other | 8 | 0 | 0 | 0 | 0 | 1,230 | 1,238 |
| Total | 578,380 | 89,533 | 5,756 | 55,133 | 51,587 | 31,070 | 811,459 |

Includes children eligible through CHIPRA - 10,974

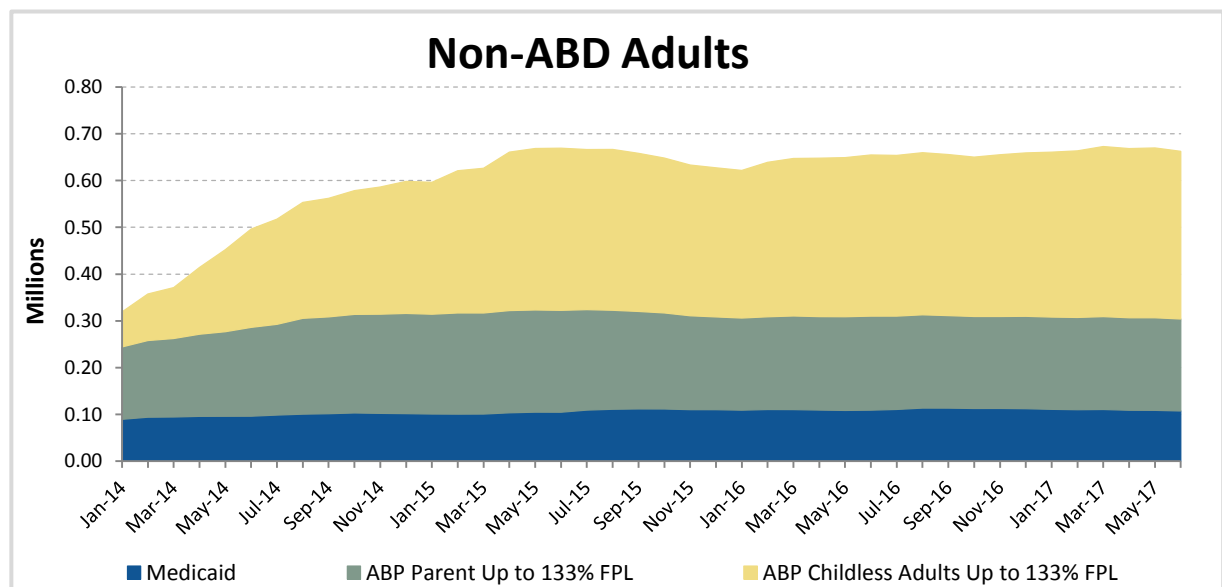
Non-ABD Children



NJ FamilyCare Enrollment Report

| Non-ABD Adults - June 2017 | | | | |
|----------------------------|----------------|---------------------------|-------------------------------------|----------------|
| County | Medicaid * | ABP Parent Up to 133% FPL | ABP Childless Adults Up to 133% FPL | Total |
| Atlantic | 4,795 | 8,379 | 16,301 | 29,475 |
| Bergen | 5,203 | 12,875 | 28,636 | 46,714 |
| Burlington | 4,745 | 6,267 | 13,930 | 24,942 |
| Camden | 11,176 | 14,730 | 31,546 | 57,452 |
| Cape May | 1,216 | 2,202 | 4,576 | 7,994 |
| Cumberland | 3,148 | 4,644 | 8,265 | 16,057 |
| Essex | 17,032 | 25,631 | 47,171 | 89,834 |
| Gloucester | 3,780 | 5,671 | 11,019 | 20,470 |
| Hudson | 10,361 | 23,404 | 35,341 | 69,106 |
| Hunterdon | 488 | 866 | 2,630 | 3,984 |
| Mercer | 4,361 | 6,564 | 13,150 | 24,075 |
| Middlesex | 6,782 | 14,721 | 28,009 | 49,512 |
| Monmouth | 4,449 | 7,785 | 19,248 | 31,482 |
| Morris | 2,176 | 3,692 | 10,444 | 16,312 |
| Ocean | 6,951 | 19,157 | 19,656 | 45,764 |
| Passaic | 9,385 | 19,490 | 28,653 | 57,528 |
| Salem | 1,232 | 1,382 | 2,688 | 5,302 |
| Somerset | 1,560 | 3,140 | 6,970 | 11,670 |
| Sussex | 1,006 | 1,693 | 4,135 | 6,834 |
| Union | 6,351 | 12,532 | 22,416 | 41,299 |
| Warren | 1,207 | 1,829 | 3,659 | 6,695 |
| Other | 1 | 0 | 2 | 3 |
| Total | 107,405 | 196,654 | 358,445 | 662,504 |

* Includes pregnant women eligible through CHIPRA - 1,706



NJ FamilyCare Enrollment Report

| ABD Eligibles - June 2017 | | | | |
|---------------------------|---------------|------------|----------------|----------------|
| County | Aged | Blind | Disabled | Total |
| Atlantic | 2,714 | 21 | 8,210 | 10,945 |
| Bergen | 11,411 | 51 | 10,893 | 22,355 |
| Burlington | 2,489 | 30 | 8,765 | 11,284 |
| Camden | 4,736 | 84 | 20,173 | 24,993 |
| Cape May | 1,007 | 6 | 2,620 | 3,633 |
| Cumberland | 1,510 | 22 | 7,601 | 9,133 |
| Essex | 9,743 | 139 | 30,831 | 40,713 |
| Gloucester | 1,426 | 16 | 6,427 | 7,869 |
| Hudson | 11,195 | 90 | 20,339 | 31,624 |
| Hunterdon | 503 | 5 | 1,533 | 2,041 |
| Mercer | 3,274 | 39 | 11,759 | 15,072 |
| Middlesex | 10,073 | 54 | 12,387 | 22,514 |
| Monmouth | 4,573 | 45 | 10,090 | 14,708 |
| Morris | 3,932 | 17 | 5,203 | 9,152 |
| Ocean | 3,754 | 30 | 10,116 | 13,900 |
| Passaic | 9,123 | 63 | 15,491 | 24,677 |
| Salem | 442 | 6 | 2,544 | 2,992 |
| Somerset | 3,039 | 13 | 3,754 | 6,806 |
| Sussex | 633 | 9 | 2,237 | 2,879 |
| Union | 6,799 | 54 | 11,874 | 18,727 |
| Warren | 739 | 6 | 2,109 | 2,854 |
| Other | 143 | 0 | 229 | 372 |
| Total | 93,258 | 800 | 205,185 | 299,243 |

Includes 33,944 individuals in home and community-based waiver programs

