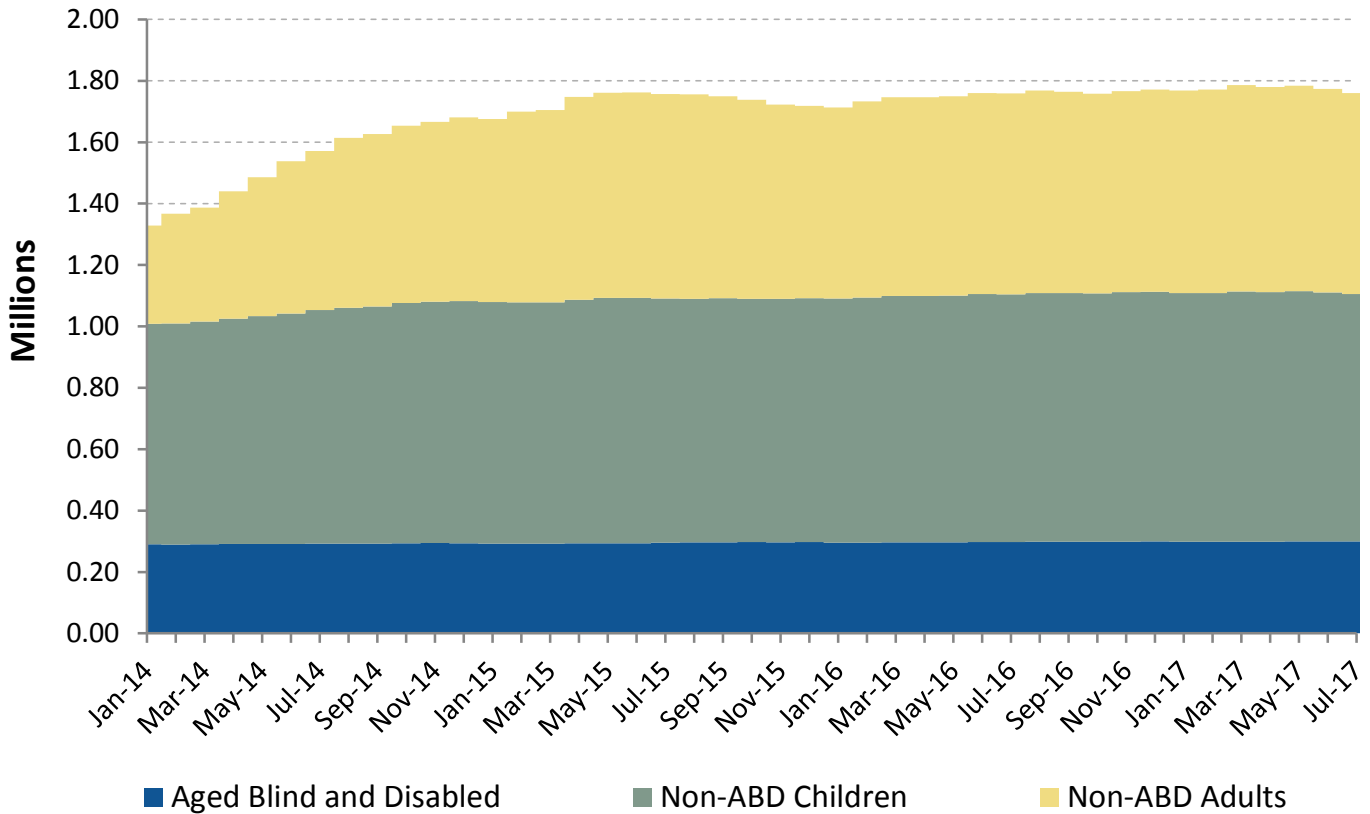


## NJ FamilyCare\* Enrollment Summary - July 2017

Eligibility Category	Age < 21	Age > 20	Total
Aged	0	93,426	93,426
Blind	57	744	801
Disabled	29,255	175,794	205,049
Non-ABD Children	806,124	0	806,124
Non-ABD Adults	16,914	637,342	654,256
<b>Total</b>	<b>852,350</b>	<b>907,306</b>	<b>1,759,656</b>

### NJ FamilyCare\* Enrollment Summary



\* - **NJ FamilyCare** includes all individuals receiving public medical assistance through the Division of Medical Assistance and Health Services and includes those eligible for federal reimbursement through the Medicaid program and Children's Health Insurance Program established in the federal Social Security Act and those eligible for other public medical assistance programs established through various state laws.

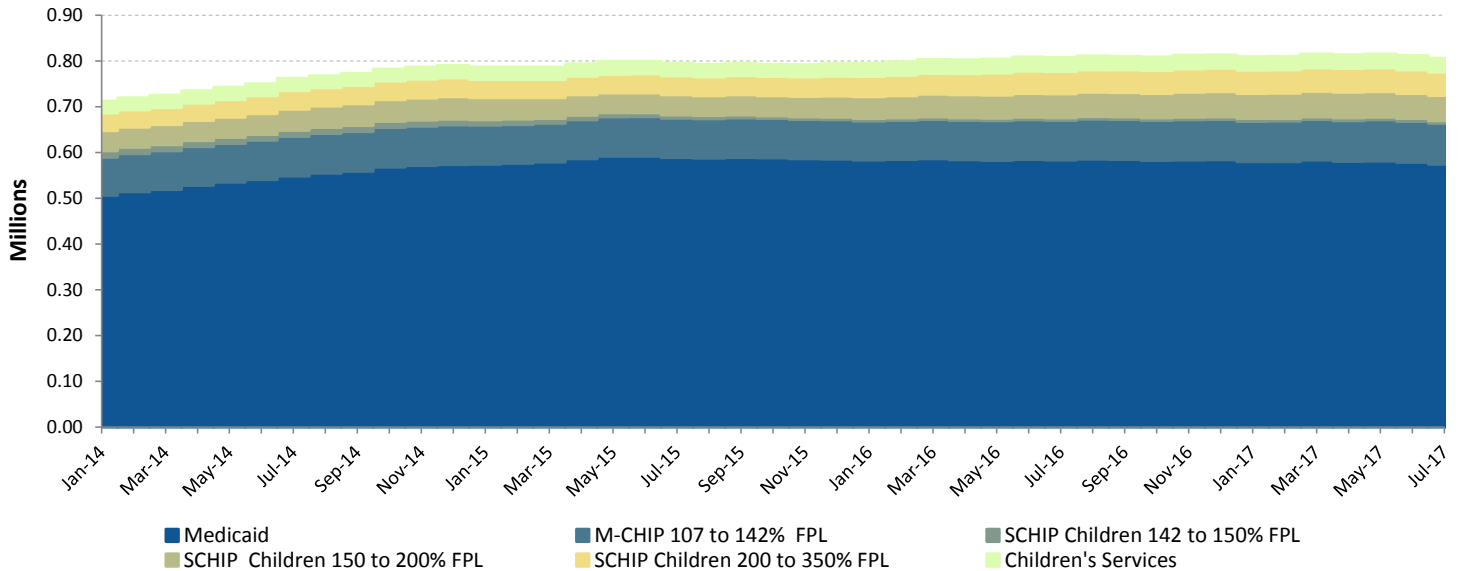
# NJ FamilyCare Enrollment Report

## Non-ABD Children - July 2017

County	Medicaid	M-CHIP 107 to 142% FPL	SCHIP Children 142 to 150% FPL	SCHIP Children 150 to 200% FPL	SCHIP Children 200 to 350% FPL	Children's Services	Total
Atlantic	23,769	2,821	183	1,897	1,408	1,618	31,696
Bergen	28,912	6,209	496	5,180	5,350	1,203	47,350
Burlington	18,149	2,701	176	2,037	1,972	2,337	27,372
Camden	47,098	5,672	255	2,857	2,664	2,422	60,968
Cape May	5,577	788	41	621	486	431	7,944
Cumberland	17,109	2,422	187	1,585	1,134	1,262	23,699
Essex	83,333	10,408	318	4,209	3,511	3,159	104,938
Gloucester	14,699	2,040	104	1,354	1,407	1,620	21,224
Hudson	63,747	9,912	463	4,195	3,708	1,253	83,278
Hunterdon	2,405	413	28	297	390	509	4,042
Mercer	23,237	3,752	224	2,522	1,927	2,640	34,302
Middlesex	40,884	8,717	531	6,281	5,637	1,440	63,490
Monmouth	24,930	4,215	232	2,673	2,604	1,678	36,332
Morris	10,566	2,301	164	1,949	1,916	1,167	18,063
Ocean	52,269	7,263	496	5,267	6,837	1,790	73,922
Passaic	55,196	8,740	1,154	4,926	3,712	983	74,711
Salem	4,811	598	52	378	289	681	6,809
Somerset	9,533	2,106	115	1,411	1,504	808	15,477
Sussex	3,630	612	53	555	678	644	6,172
Union	39,352	6,858	405	4,459	3,596	1,294	55,964
Warren	4,961	695	38	473	553	425	7,145
Other	7	0	0	0	0	1,219	1,226
<b>Total</b>	<b>574,174</b>	<b>89,243</b>	<b>5,715</b>	<b>55,126</b>	<b>51,283</b>	<b>30,583</b>	<b>806,124</b>

Includes children eligible through CHIPRA - 11,277

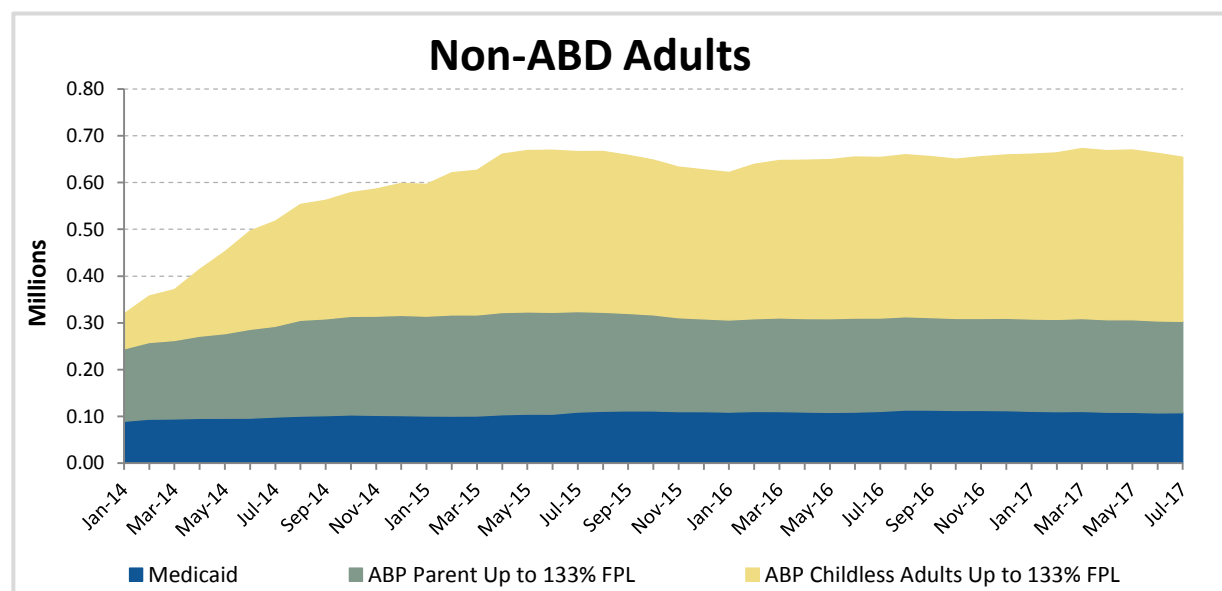
## Non-ABD Children



# NJ FamilyCare Enrollment Report

Non-ABD Adults - July 2017				
County	Medicaid *	ABP Parent Up to 133% FPL	ABP Childless Adults Up to 133% FPL	Total
Atlantic	4,822	8,339	16,060	29,221
Bergen	5,276	12,815	28,055	46,146
Burlington	4,721	6,268	13,508	24,497
Camden	11,164	14,680	31,104	56,948
Cape May	1,214	2,212	4,451	7,877
Cumberland	3,218	4,595	8,040	15,853
Essex	17,165	25,592	46,492	89,249
Gloucester	3,749	5,605	10,723	20,077
Hudson	10,410	23,273	34,757	68,440
Hunterdon	482	862	2,577	3,921
Mercer	4,288	6,466	12,716	23,470
Middlesex	6,832	14,631	27,530	48,993
Monmouth	4,464	7,667	18,605	30,736
Morris	2,252	3,676	10,240	16,168
Ocean	7,018	18,941	19,246	45,205
Passaic	9,304	19,357	28,022	56,683
Salem	1,263	1,363	2,633	5,259
Somerset	1,564	3,106	6,777	11,447
Sussex	990	1,679	3,997	6,666
Union	6,420	12,350	21,996	40,766
Warren	1,213	1,810	3,607	6,630
Other	1	0	3	4
<b>Total</b>	<b>107,830</b>	<b>195,287</b>	<b>351,139</b>	<b>654,256</b>

\* Includes pregnant women eligible through CHIPRA - 1,830



# NJ FamilyCare Enrollment Report

<b>ABD Eligibles - July 2017</b>				
<b>County</b>	<b>Aged</b>	<b>Blind</b>	<b>Disabled</b>	<b>Total</b>
Atlantic	2,734	21	8,206	10,961
Bergen	11,422	52	10,892	22,366
Burlington	2,505	30	8,766	11,301
Camden	4,713	84	20,133	24,930
Cape May	1,001	6	2,619	3,626
Cumberland	1,528	22	7,614	9,164
Essex	9,789	140	30,788	40,717
Gloucester	1,414	17	6,391	7,822
Hudson	11,206	90	20,314	31,610
Hunterdon	496	5	1,533	2,034
Mercer	3,262	37	11,745	15,044
Middlesex	10,101	53	12,385	22,539
Monmouth	4,588	45	10,084	14,717
Morris	3,932	18	5,211	9,161
Ocean	3,730	30	10,095	13,855
Passaic	9,171	62	15,475	24,708
Salem	443	7	2,557	3,007
Somerset	3,057	12	3,773	6,842
Sussex	639	10	2,248	2,897
Union	6,811	54	11,880	18,745
Warren	741	6	2,110	2,857
Other	143	0	230	373
<b>Total</b>	<b>93,426</b>	<b>801</b>	<b>205,049</b>	<b>299,276</b>

*Includes 34,052 individuals in home and community-based waiver programs*

