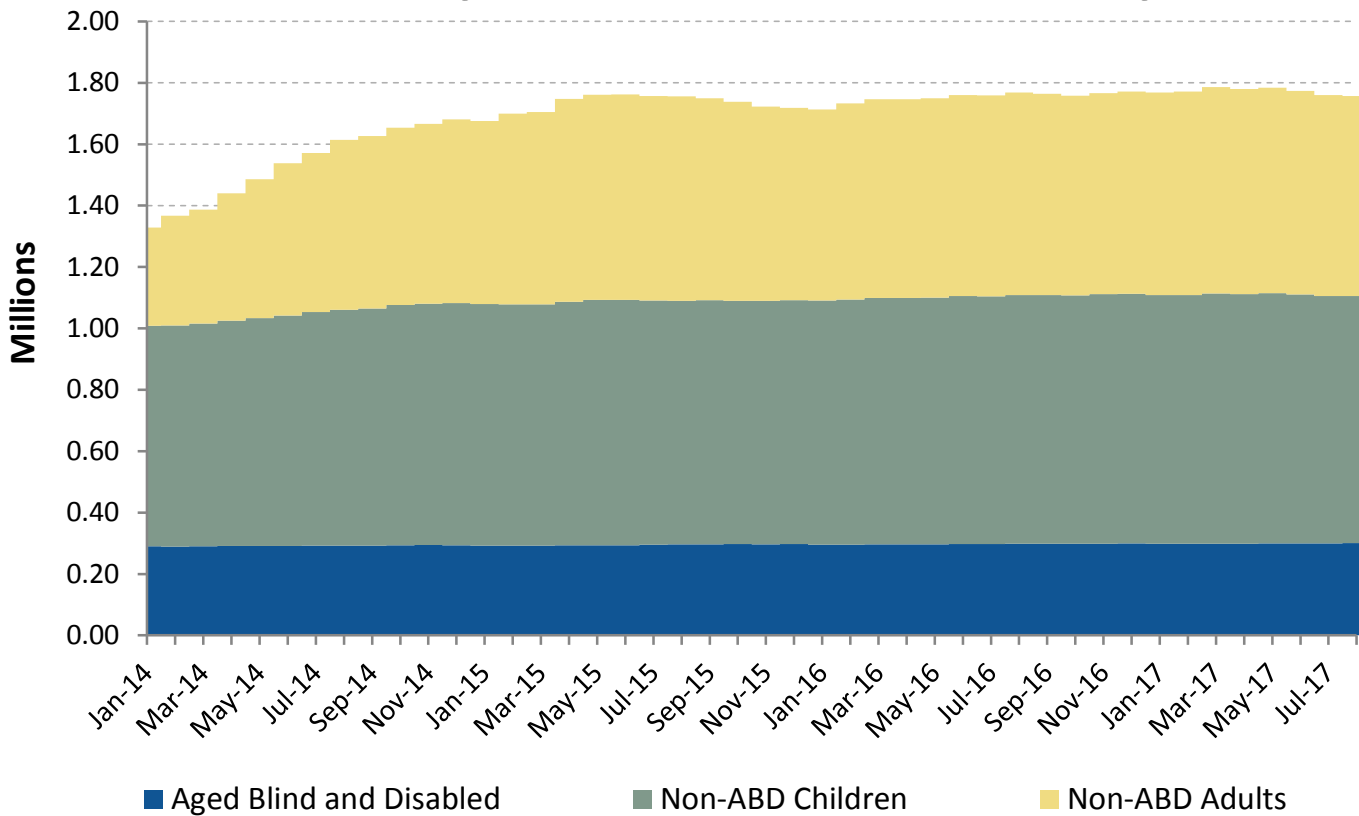


## NJ FamilyCare\* Enrollment Summary - August 2017

Eligibility Category	Age < 21	Age > 20	Total
Aged	0	94,077	<b>94,077</b>
Blind	59	747	<b>806</b>
Disabled	29,197	176,190	<b>205,387</b>
Non-ABD Children	805,454	0	<b>805,454</b>
Non-ABD Adults	17,109	634,026	<b>651,135</b>
<b>Total</b>	<b>851,819</b>	<b>905,040</b>	<b>1,756,859</b>

### NJ FamilyCare\* Enrollment Summary



\* - **NJ FamilyCare** includes all individuals receiving public medical assistance through the Division of Medical Assistance and Health Services and includes those eligible for federal reimbursement through the Medicaid program and Children's Health Insurance Program established in the federal Social Security Act and those eligible for other public medical assistance programs established through various state laws.

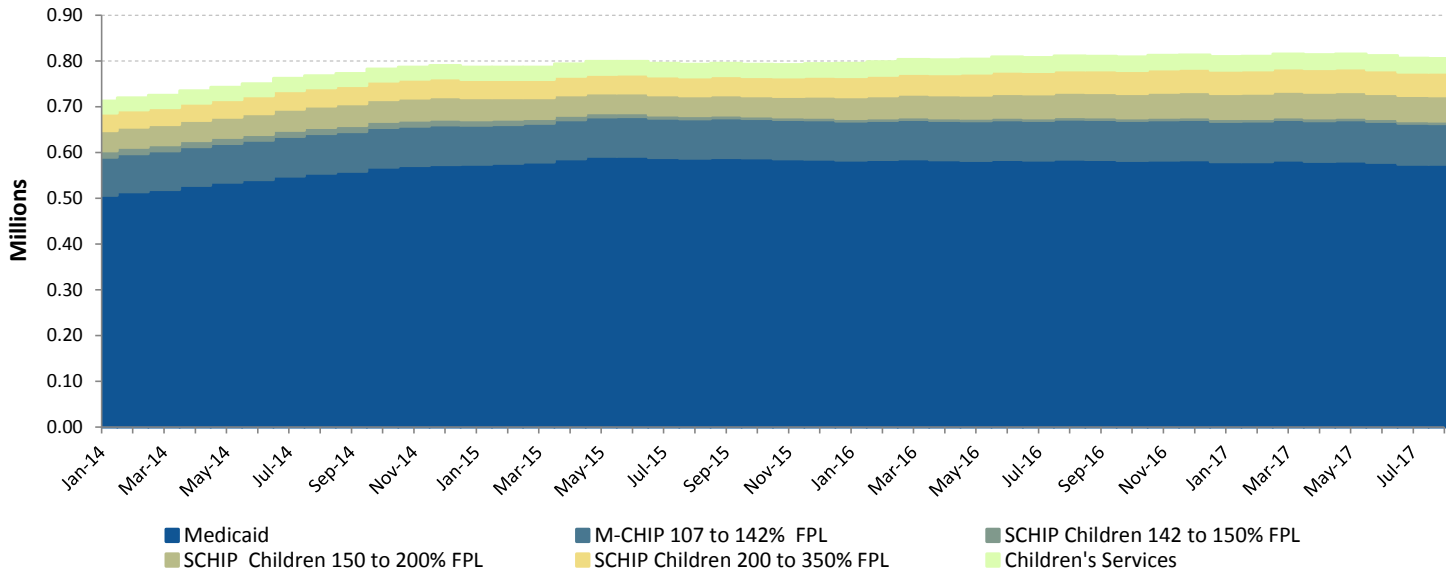
# NJ FamilyCare Enrollment Report

## Non-ABD Children - August 2017

County	Medicaid	M-CHIP 107 to 142% FPL	SCHIP Children 142 to 150% FPL	SCHIP Children 150 to 200% FPL	SCHIP Children 200 to 350% FPL	Children's Services	Total
Atlantic	23,716	2,865	195	1,896	1,403	1,597	31,672
Bergen	28,797	6,233	474	5,141	5,378	1,170	47,193
Burlington	17,976	2,684	168	2,083	1,961	2,314	27,186
Camden	47,276	5,693	257	2,774	2,677	2,400	61,077
Cape May	5,555	801	42	610	481	430	7,919
Cumberland	17,040	2,463	173	1,614	1,118	1,245	23,653
Essex	83,883	10,467	323	4,191	3,506	3,192	105,562
Gloucester	14,544	2,023	106	1,358	1,412	1,630	21,073
Hudson	63,620	9,853	462	4,190	3,758	1,223	83,106
Hunterdon	2,393	415	31	301	395	500	4,035
Mercer	23,152	3,688	215	2,548	1,921	2,616	34,140
Middlesex	40,735	8,640	515	6,357	5,615	1,438	63,300
Monmouth	24,841	4,233	211	2,653	2,557	1,680	36,175
Morris	10,731	2,317	140	1,957	1,919	1,149	18,213
Ocean	52,068	7,245	465	5,353	6,939	1,790	73,860
Passaic	55,181	8,729	1,141	4,926	3,710	990	74,677
Salem	4,881	574	49	387	297	663	6,851
Somerset	9,476	2,113	116	1,392	1,506	797	15,400
Sussex	3,574	601	42	572	693	624	6,106
Union	39,323	6,832	396	4,465	3,621	1,283	55,920
Warren	4,923	723	35	474	545	423	7,123
Other	8	0	0	0	0	1,205	1,213
<b>Total</b>	<b>573,693</b>	<b>89,192</b>	<b>5,556</b>	<b>55,242</b>	<b>51,412</b>	<b>30,359</b>	<b>805,454</b>

*Includes children eligible through CHIPRA - 10,753*

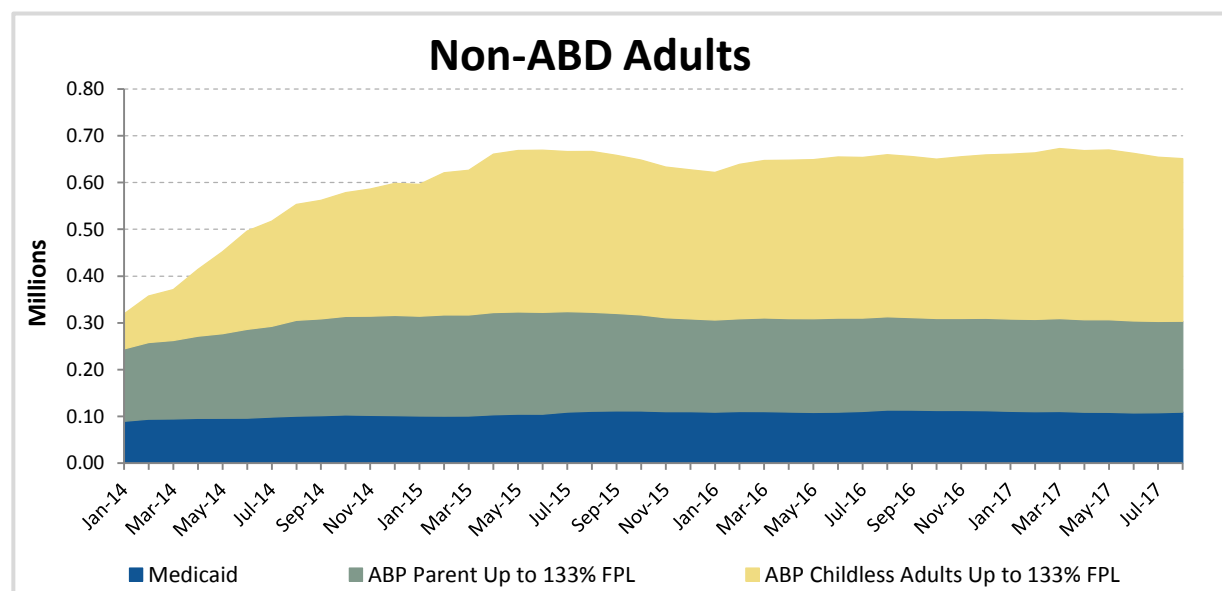
## Non-ABD Children



# NJ FamilyCare Enrollment Report

Non-ABD Adults - August 2017				
County	Medicaid *	ABP Parent Up to 133% FPL	ABP Childless Adults Up to 133% FPL	Total
Atlantic	4,841	8,340	15,966	29,147
Bergen	5,279	12,680	27,739	45,698
Burlington	4,687	6,158	13,333	24,178
Camden	11,244	14,686	31,097	57,027
Cape May	1,221	2,175	4,372	7,768
Cumberland	3,265	4,561	7,992	15,818
Essex	17,422	25,744	46,399	89,565
Gloucester	3,750	5,452	10,558	19,760
Hudson	10,628	23,109	34,372	68,109
Hunterdon	483	853	2,531	3,867
Mercer	4,361	6,370	12,526	23,257
Middlesex	6,899	14,496	27,090	48,485
Monmouth	4,501	7,596	18,277	30,374
Morris	2,292	3,721	10,142	16,155
Ocean	7,081	18,824	18,950	44,855
Passaic	9,421	19,350	27,786	56,557
Salem	1,277	1,349	2,639	5,265
Somerset	1,586	3,075	6,649	11,310
Sussex	977	1,668	3,960	6,605
Union	6,747	12,263	21,809	40,819
Warren	1,218	1,785	3,508	6,511
Other	1	1	3	5
<b>Total</b>	<b>109,181</b>	<b>194,256</b>	<b>347,698</b>	<b>651,135</b>

\* Includes pregnant women eligible through CHIPRA - 1,689



# NJ FamilyCare Enrollment Report

ABD Eligibles - August 2017				
County	Aged	Blind	Disabled	Total
Atlantic	2,772	21	8,264	11,057
Bergen	11,479	51	10,889	22,419
Burlington	2,505	30	8,796	11,331
Camden	4,737	87	20,145	24,969
Cape May	1,013	6	2,620	3,639
Cumberland	1,527	23	7,606	9,156
Essex	9,873	139	30,783	40,795
Gloucester	1,419	18	6,408	7,845
Hudson	11,269	89	20,297	31,655
Hunterdon	500	5	1,539	2,044
Mercer	3,266	38	11,774	15,078
Middlesex	10,207	54	12,444	22,705
Monmouth	4,630	46	10,124	14,800
Morris	4,047	18	5,261	9,326
Ocean	3,733	30	10,117	13,880
Passaic	9,229	62	15,463	24,754
Salem	449	7	2,557	3,013
Somerset	3,079	12	3,780	6,871
Sussex	646	10	2,254	2,910
Union	6,818	54	11,914	18,786
Warren	743	6	2,125	2,874
Other	136	0	227	363
<b>Total</b>	<b>94,077</b>	<b>806</b>	<b>205,387</b>	<b>300,270</b>

*Includes 34,722 individuals in home and community-based waiver programs*

