

DRUNK DRIVING ENFORCEMENT FUND



FY 2004 ANNUAL REPORT

July 1st 2003 - June 30th 2004



NEW JERSEY DIVISION OF HIGHWAY TRAFFIC SAFETY



Drunk Driving Enforcement Fund

TABLE OF CONTENTS

Executive Summary	Page 1
Purpose	Page 2
Application Process	Page 3
Permissible Expenditure of Funding	Page 3
Budgeting Responsibility	Page 3
Reporting and Monitoring	Page 4
Bottle Tax Calculation	Page 4
DDEF Fiscal Status FY 04	Page 5
Funding By County	Page 6
Administrative Expenditures	Page 7
Driving Under the Influence - Arrest Data	Page 8
North Region FY 2004 Funding	
Central Region FY 2004 Funding	
South Region FY 2004 Funding	
New Jersey State Police FY 2004 Funding	
Drunk Driving Enforcement Fund FY 2004 Application	

Drunk Driving Enforcement Fund

Executive Summary

The Drunk Driving Enforcement Fund was established by N.J.S.A. 39:4-50.8. By Reorganization Plan 004-1992, effective January 29, 1993, the New Jersey Division of Highway Traffic Safety (DHTS) became responsible for the administration of the Drunk Driving Enforcement Fund on behalf of the Attorney General. Previously, the Division of Motor Vehicles - now the New Jersey Motor Vehicle Commission - had been responsible for the administration of the fund.

The Drunk Driving Enforcement Fund law became effective on February 9, 1984. During the ensuing years violators of New Jersey's drunk driving laws have remitted tens-of-millions of dollars in surcharge fines that have been returned to those law enforcement agencies responsible for their apprehension. These funds have enabled New Jersey's law enforcement community the opportunity to utilize additional DWI patrols as well as the ability to purchase needed equipment and supplies to apprehend drunk and impaired drivers.

In FY 2004 the fund collected \$2.336 million dollars in surcharge fines and \$1.1 million dollars in bottle tax revenue. A total of 537 law enforcement agencies received an application for these funds. During the application period 336 recipients claimed their surcharge funds prior to the March 31, 2005 closing date. The total funding claimed for FY 2004 resulted in a 27% increase when compared to FY 2003 (\$2.55 vs. \$ 2.0 million).

In 2004 there were 28,311 driving under the influence arrests made resulting in an increase of 2.2%. In comparison driving under the influence arrests in 2003 were 27,701. In 2004, males accounted for 23,177, females 5,134 and minors were 381. In 2003, males accounted for 22,982 arrests, females 4,719 and minors 353.

The following sections of the report provide further information about the purpose, application process, permissible expenditures, budgeting responsibility, reporting and monitoring, funding and administrative expenditures.



Purpose

Upon conviction of a violation of N.J.S.A. 39:4-50 (driving while intoxicated or 39:4-50.2 (refusal to submit to a breathalyzer) the defendant is ordered to pay the court a surcharge of \$100. **(The standards for determining a violation of the State's law establishing a driver's deemed consent to breathtesting, N.J.S.A. 39:4-50.2, are set forth at N.J.S.A. 4:50.4a.)** The New Jersey Department of Treasury, Revenue Section receives the DDEF surcharge on behalf of the New Jersey Motor Vehicle Commission, which has replaced the Division of Motor Vehicles as the State's motor vehicle agency. \$95 will be deposited into the Drunk Driving Enforcement Fund and the remaining \$5 of each surcharge shall be deposited into a separate fund for administrative expenses. A total of \$4 is retained by the New Jersey Division of Highway Traffic Safety and \$1 is retained by the Division of Revenue at the Department of Treasury who maintains the funds for DHTS. The funds shall be used to maintain the enforcement of N.J.S.A. 39:4-50. The Division of State Police, interstate or county law enforcement agencies or municipalities shall use grants from the DDEF to subsidize additional law enforcement patrols and for other measures approved by the Director of the Division of Highway Traffic Safety in support of those objectives in accordance with N.J.A.C. 13:86-2.3.

Surcharge funds collected during the State of New Jersey Fiscal Year (July 1 - June 30) are credited to the municipality in which the violation occurred when the municipal police officer is responsible for the arrest resulting in a conviction or to the State, county, or interstate law enforcement agency responsible for the arrest resulting in a conviction. Each agency or municipality who receives funding from the Drunk Driving Enforcement Fund also qualifies to receive a portion of the New Jersey Bottle Tax funds allocated to the DDEF. **(See page 4)** Historically, the bottle tax is \$1.1 million dollars plus any earned interest while the funds are in the New Jersey Cash Management Fund. No later than October 1st of each year the Division of Highway Traffic Safety will prepare and mail applications to those agencies or municipalities who have accumulated DDEF funds. The potential grantee has until March 31st to submit an application for payment.



Application Process

In September of each year applications are mailed to every agency or municipality who has accumulated surcharge fines and bottle tax revenue. A completed application must be returned to the Division of Highway Traffic Safety no later than March 31st of the following year. The completed application requires the following information:

- Spending proposal for available funds.
- Supplemental information concerning spending proposal.
- Authorization and contact information.
- Expenditures during previous State Fiscal Year.

Permissible Expenditure of Funds

The percentage of funds that must be allocated each year to overtime costs and other expenses is demonstrated by the chart “permissible Expenditure of Funds.”

50% (At a minimum)	No more than 50%
<ul style="list-style-type: none"> • Overtime salaries for a additional DWI Patrols or checkpoint. (Law enforcement officers only.) 	<ul style="list-style-type: none"> • Court overtime for law enforcement’ officers as related to N.J.S.A. 39:4-50
<ul style="list-style-type: none"> • 	<ul style="list-style-type: none"> • Audio-visual & breath-testing equipment and supplies
<ul style="list-style-type: none"> • 	<ul style="list-style-type: none"> • Blood test kits
<ul style="list-style-type: none"> • 	<ul style="list-style-type: none"> • Safety equipment needed to conduct DWI checkpoints.
<ul style="list-style-type: none"> • 	<ul style="list-style-type: none"> • Other funding (with prior approval from the Director of the Division of Highway Traffic Safety)

Budgeting Responsibility

Each agency or municipality is required to create a separate account for the Drunk Driving Enforcement Fund. In addition, a separate line item within the agency or municipal budget should be created. Agencies and municipalities are urged to contact the Division of Highway Traffic Safety for anticipated funds or to use the amount credited in the previous fiscal year as their projected budget for the upcoming budget year. Any funds that is not expended must be carried forward into the following budget year.



Reporting and Monitoring

The applicant agrees to provide the Division of Highway Traffic Safety access to all records, reports, accounts, payrolls and documents relating to the Fund that are necessary to verify that the Funds have been used according to N.J.A.C. 13:86-2.3. Failure to comply may result in denial of future applications.

Bottle Tax Calculation

Each participating agency or municipality receives 95% or \$95 of every \$100 collected by the courts. In addition, they receive a portion of the bottle tax calculated as follows:

$$\frac{\text{Agency or Municipality Funding Received}}{\text{Total Funding available to all Agencies \& Municipalities}} \times \text{Bottle Tax Funds}$$

For example, if an agency or municipality is credited with \$95 in surcharge funds, the calculation - based on FY 2004 funds - will be as follows:

$$\frac{\$ 95}{\$2,336,066} \times \$1,112,465 = \$45.24$$

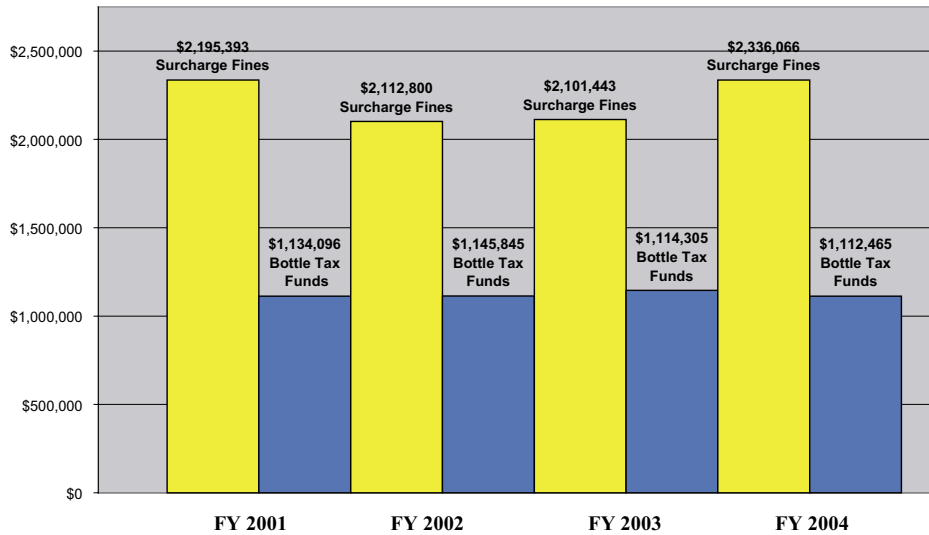
The agency or municipality will receive \$45.24 in bottle tax funds in addition to the \$95.



DDEF Fiscal Report

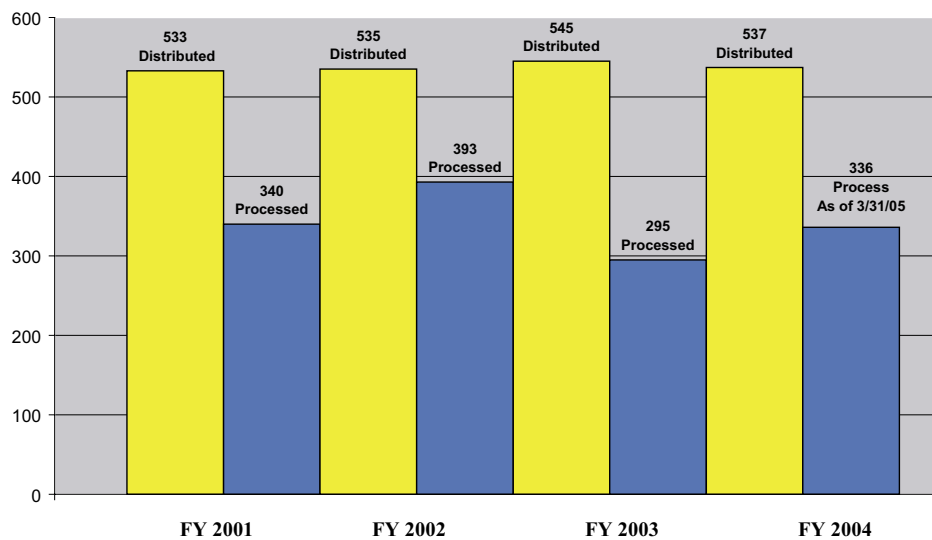
The following chart shows the total surcharge fines and bottle tax funding collected during FY 2001, FY 2002, FY 2003 & FY 2004.

**DDEF Funding
Surcharge Fines and Bottle Tax Funding**



As of March 31, 2005 the DDEF has processed 336 applications. The following chart shows the total applications distributed and received during FY 2001, FY 2002, FY 2003 and FY 2004.

**DDEF Applications
Distributed vs. Processed For Payment**



Funding By County

The following chart details the amount of DDEF surcharge funding and bottle tax funding received by county.

Drunk Driving Enforcement Fund

Fiscal Year 2004

(Funding Credited July 1, 2003 - June 30, 2004)

County Totals

Agency & Municipality Totals

County	Carryover from previous Fiscal Year(s)	Surcharge Fines	Bottle Tax Revenue	Total Funds Credited
Atlantic	\$ 53,941.98	\$ 108,196.47	\$ 54,269.22	\$ 216,407.67
Bergen	\$ 130,850.15	\$ 219,967.57	\$ 110,126.82	\$ 460,944.54
Burlington	\$ 66,473.79	\$ 91,769.64	\$ 45,949.03	\$ 204,192.46
Camden	\$ 92,857.65	\$ 170,909.64	\$ 85,568.68	\$ 349,335.97
Cape May	\$ 7,932.60	\$ 49,263.26	\$ 24,774.78	\$ 81,970.64
Cumberland	\$ -	\$ 26,122.62	\$ 13,097.24	\$ 39,219.86
Essex	\$ 63,103.81	\$ 71,991.76	\$ 36,032.67	\$ 171,128.24
Gloucester	\$ 11,897.22	\$ 81,962.09	\$ 41,007.19	\$ 134,866.50
Hudson	\$ 79,494.47	\$ 73,664.44	\$ 36,893.91	\$ 190,052.82
Hunterdon	\$ 28,280.69	\$ 28,436.82	\$ 14,192.52	\$ 70,910.03
Mercer	\$ 16,207.09	\$ 53,446.56	\$ 26,746.60	\$ 95,824.74
Middlesex	\$ 47,562.29	\$ 154,902.33	\$ 77,658.04	\$ 280,122.66
Monmouth	\$ 101,795.04	\$ 195,863.93	\$ 98,049.84	\$ 395,708.81
Morris	\$ 30,834.50	\$ 141,120.13	\$ 70,648.82	\$ 242,603.45
Ocean	\$ 29,918.40	\$ 138,154.75	\$ 69,356.53	\$ 237,429.68
Passaic	\$ 39,690.03	\$ 117,591.26	\$ 58,911.45	\$ 216,192.74
Salem	\$ 10,831.58	\$ 18,152.15	\$ 9,080.31	\$ 38,064.04
Somerset	\$ 9,597.24	\$ 69,721.93	\$ 34,924.21	\$ 114,243.38
Sussex	\$ 25,241.97	\$ 53,578.55	\$ 26,796.29	\$ 105,616.81
Union	\$ 54,296.34	\$ 71,316.95	\$ 35,729.11	\$ 161,342.40
Warren	\$ (1,630.86)	\$ 25,650.99	\$ 12,860.72	\$ 36,880.85
Totals	\$ 899,175.98	\$ 1,961,783.84	\$ 982,673.98	\$ 3,843,058.29



Administrative Expenditures

The Drunk Driving Enforcement Fund operates on the State fiscal year calendar from July 1st through June 30th. As per N.J.S.A 39:4-50.8, every convicted drunken driver is imposed a DDEF surcharge fine of \$100. From this surcharge \$95 is deposited into an account titled “Drunk Driving Enforcement Fund” and is due to the law enforcement agency credited with the conviction. The remaining \$5 is for administrative expenses. In FY 2004 total administrative expense fees collected were \$116,817 which were used to cover employee salaries, fringes, travel and other expenses directly related to administering the fund.

Drunk Driving Enforcement Fund Expenditures

Personal Services			
	FY 2004 Budget		Actual
Salaries & Wages *	\$	70,000	\$ 71,721
Fringes *	\$	21,000	\$ 20,907
Conferences & Tuition	\$	500	\$ 200
Travel (Airfare)	\$	750	\$ 605
Hotel & Meals	\$	1,000	\$ 669
Mileage Reimbursement	\$	250	\$ 16
Postage	\$	500	\$ 500
Printing	\$	125	\$ 64
Total	\$	94,125	\$ 94,681
Indirect Cost			
Indirect Cost	\$	3,614	\$ 3,636
Total	\$	3,614	\$ 3,636
Grand Total	\$	97,739	\$ 98,317



Driving Under the Influence - Arrest Data

The following chart details the number of arrests for driving under the influence that were made state-wide during 2001, 2002, 2003 & 2004. Overall, driving under the influence arrests increased in 2004 after decreasing in 2002 and 2003. The largest increase in arrests occurred in the male under 18 and female under 18 categories. Arrests for young males increased 7.9% while young females increased 10.3%

Driving Under the Influence - Arrests

(Information provided by the Uniform Crime Report Prepared by the NJ State Police)

	2001	2002	2003	2004
18 Years of Age & Older	28,659	27,791	27,701	28,311
Under 18 Years of Age	345	348	353	381
Male	24,113	23,079	22,982	23,177
Under 18 Years of Age	307	290	295	317
Female	4,546	4,712	4,719	5,134
Under 18 Years of Age	38	58	58	64



DRUNK DRIVING ENFORCEMENT FUND

NORTH REGION



FUNDS CREDITED DURING FY 2004

JULY 1, 2003 - JUNE 30, 2004

Drunk Driving Enforcement Fund

Fiscal Year 2004

(Funding Credited July 1, 2003 - June 30, 2004)

Bergen County

<u>Municipality</u>	<u>Carryover from previous Fiscal Year(s)</u>	<u>Surcharge Fines Credited</u>	<u>Bottle Tax Revenue Credited</u>	<u>Total Funding Credited</u>
Allendale Borough	\$ 6,571.13	\$ 950.00	\$ 483.19	\$ 8,004.32
Alpine Borough	\$ 290.17	\$ 760.00	\$ 384.66	\$ 1,434.83
Bergen County PD	\$ 17,220.45	\$ 4,407.51	\$ 2,191.16	\$ 23,819.12
Bergenfield Borough		\$ 6,554.99	\$ 3,282.23	\$ 9,837.22
Bogota Borough		\$ 2,776.85	\$ 1,388.08	\$ 4,164.93
Carlstadt Borough	\$ 1,398.48	\$ 1,556.57	\$ 773.34	\$ 3,728.39
Cliffside Park, Borough of		\$ 5,123.35	\$ 2,559.85	\$ 7,683.20
Closter Borough		\$ 1,749.42	\$ 876.80	\$ 2,626.22
Cresskill, Borough of	\$ 725.66	\$ 570.00	\$ 287.54	\$ 1,583.20
Demarest, Borough of		\$ 366.23	\$ 182.68	\$ 548.91
Dumont Borough		\$ 1,863.42	\$ 936.53	\$ 2,799.95
East Rutherford, Borough of		\$ 5,576.50	\$ 2,800.91	\$ 8,377.41
Edgewater Borough	\$ 5,160.95	\$ 2,325.12	\$ 1,163.62	\$ 8,649.69
Elmwood Park Borough		\$ 3,814.72	\$ 1,912.19	\$ 5,726.91
Emerson Borough		\$ 2,663.79	\$ 1,326.04	\$ 3,989.83
Englewood, City of	\$ 3,884.21	\$ 3,175.85	\$ 1,599.22	\$ 8,659.28
Englewood Cliffs Borough		\$ 760.00	\$ 380.82	\$ 1,140.82
Fair Lawn, Borough of		\$ 4,043.20	\$ 2,016.47	\$ 6,059.67
Fairview Borough		\$ 2,614.40	\$ 1,311.37	\$ 3,925.77
Fort Lee, Borough of		\$ 3,048.08	\$ 1,523.89	\$ 4,571.97
Franklin Lakes, Borough of		\$ 3,901.64	\$ 1,956.33	\$ 5,857.97
Garfield, City of	\$ 13,109.14	\$ 7,378.65	\$ 3,692.59	\$ 24,180.38
Glen Rock Borough		\$ 867.82	\$ 434.00	\$ 1,301.82
Hackensack, City of		\$ 4,742.87	\$ 2,378.66	\$ 7,121.53
Harrington Park, Borough of	\$ 1,303.11	\$ 118.75	\$ 60.70	\$ 1,482.56
Hasbrouck Heights, Borough of		\$ 6,328.90	\$ 3,169.01	\$ 9,497.91
Haworth Borough	\$ 2,748.55	\$ 475.00	\$ 238.98	\$ 3,462.53
Hillsdale Borough		\$ 3,571.52	\$ 1,787.05	\$ 5,358.57
Hohokus, Borough of	\$ 8,072.97	\$ 2,140.35	\$ 1,078.49	\$ 11,291.81
Leonia Borough		\$ 10,333.14	\$ 5,166.75	\$ 15,499.89
Little Ferry, Borough of		\$ 3,247.58	\$ 1,613.68	\$ 4,861.26
Lodi, Borough of		\$ 4,101.63	\$ 2,062.83	\$ 6,164.46
Lyndhurst, Borough of		\$ 7,678.85	\$ 3,828.60	\$ 11,507.45
Mahwah, Township of		\$ 21,570.23	\$ 10,805.39	\$ 32,375.62
Maywood, Borough of		\$ 1,316.23	\$ 664.34	\$ 1,980.57
Midland Park, Borough of		\$ 1,722.82	\$ 864.75	\$ 2,587.57
Montvale, Borough of		\$ 2,141.45	\$ 1,075.44	\$ 3,216.89
Moonachie, Borough of	\$ 5,211.37	\$ 704.42	\$ 355.08	\$ 6,270.87
New Milford, Borough of		\$ 2,379.28	\$ 1,192.97	\$ 3,572.25
North Arlington, Borough of		\$ 2,353.14	\$ 1,190.25	\$ 3,543.39
Northvale, Borough of		\$ 1,291.05	\$ 645.11	\$ 1,936.16
Norwood, Borough of		\$ 665.00	\$ 332.26	\$ 997.26
Oakland Borough		\$ 2,755.00	\$ 1,377.59	\$ 4,132.59
Old Tappan, Borough of		\$ 772.82	\$ 383.54	\$ 1,156.36
Oradell, Borough of		\$ 1,115.30	\$ 561.50	\$ 1,676.80
Palisades Interstate Parkway		\$ 190.00	\$ 97.12	\$ 287.12
Palisades Park, Borough of		\$ 3,579.60	\$ 1,794.42	\$ 5,374.02

Drunk Driving Enforcement Fund

Fiscal Year 2004

(Funding Credited July 1, 2003 - June 30, 2004)

Bergen County

Paramus, Borough of		\$ 4,599.43	\$ 2,296.22	\$ 6,895.65
Park Ridge, Borough of		\$ 2,028.25	\$ 1,015.40	\$ 3,043.65
Ramsey Borough		\$ 5,549.66	\$ 2,774.29	\$ 8,323.95
Ridgefield, Borough of		\$ 1,830.65	\$ 918.52	\$ 2,749.17
Ridgefield Park, Township of	\$ 18,271.60	\$ 5,987.85	\$ 3,009.85	\$ 27,269.30
Ridgewood Village		\$ 1,034.08	\$ 518.74	\$ 1,552.82
River Edge Borough		\$ 1,985.50	\$ 985.91	\$ 2,971.41
River Vale Township		\$ 4,438.87	\$ 2,218.97	\$ 6,657.84
Rochelle Park Twp.	\$ 11,872.15	\$ 1,094.40	\$ 550.28	\$ 13,516.83
Rutherford, Borough of		\$ 2,921.73	\$ 1,468.94	\$ 4,390.67
Saddle Brook Township	\$ 3,491.93	\$ 3,302.19	\$ 1,646.68	\$ 8,440.80
Saddle River Borough	\$ 6,212.58	\$ 1,638.75	\$ 821.39	\$ 8,672.72
South Hackensack Township	\$ 4,356.31	\$ 399.95	\$ 202.52	\$ 4,958.78
Teaneck Township		\$ 6,005.90	\$ 2,996.02	\$ 9,001.92
Tenafly, Borough of		\$ 2,698.95	\$ 1,352.97	\$ 4,051.92
Upper Saddle River, Borough of	\$ 8,226.70	\$ 1,386.52	\$ 687.48	\$ 10,300.70
Waldwick Borough		\$ 4,927.65	\$ 2,482.39	\$ 7,410.04
Wallington, Borough of	\$ 5,545.33	\$ 1,615.00	\$ 802.53	\$ 7,962.86
Washington Township	\$ 2,922.88	\$ 1,420.72	\$ 709.06	\$ 5,052.66
Westwood Borough		\$ 4,458.82	\$ 2,227.65	\$ 6,686.47
Woodcliff Lake, Borough of		\$ 1,459.68	\$ 733.94	\$ 2,193.62
Wood Ridge Borough	\$ 4,254.48	\$ 5,384.60	\$ 2,683.99	\$ 12,323.07
Wyckoff Township		\$ 1,655.38	\$ 835.06	\$ 2,490.44
Totals	\$ 130,850.15	\$ 219,967.57	\$ 110,126.82	\$ 460,944.54

Drunk Driving Enforcement Fund

Fiscal Year 2004

(Funding Credited July 1, 2003 - June 30, 2004)

Essex County

<u>Municipality</u>	<u>Carryover from previous Fiscal Year(s)</u>	<u>Surcharge Fines Credited</u>	<u>Bottle Tax Revenue Credited</u>	<u>Total Funding Credited</u>
Belleville, Town of		\$ 4,844.52	\$ 2,416.50	\$ 7,261.02
Bloomfield, Town of		\$ 1,822.10	\$ 916.07	\$ 2,738.17
Caldwell, Borough of		\$ 1,030.27	\$ 513.23	\$ 1,543.50
Cedar Grove Township		\$ 9,875.25	\$ 4,906.87	\$ 14,782.12
East Orange, City of	\$ 30,125.36	\$ 2,342.22	\$ 1,169.51	\$ 33,637.09
Essex County Sheriff's Department		\$ 884.45	\$ 444.43	\$ 1,328.88
Essex Fells Borough		\$ 1,512.87	\$ 755.88	\$ 2,268.75
Fairfield Township		\$ 5,480.55	\$ 2,751.28	\$ 8,231.83
Glen Ridge Township	\$ 3,240.76	\$ 1,520.00	\$ 759.85	\$ 5,520.61
Irvington, Town of	\$ 11,290.54	\$ 1,395.55	\$ 699.83	\$ 13,385.92
Livingston Township		\$ 2,541.26	\$ 1,266.15	\$ 3,807.41
Maplewood Township		\$ 947.63	\$ 474.34	\$ 1,421.97
Millburn Township		\$ 1,734.69	\$ 868.26	\$ 2,602.95
Montclair State College	\$ 437.78	\$ 380.00	\$ 190.41	\$ 1,008.19
Montclair, Town of		\$ 2,688.50	\$ 1,339.19	\$ 4,027.69
Newark, City of		\$ 16,051.04	\$ 8,067.54	\$ 24,118.58
North Caldwell Township	\$ 2,759.54	\$ 2,470.00	\$ 1,235.74	\$ 6,465.28
Nutley, Town of		\$ 1,566.55	\$ 784.07	\$ 2,350.62
Orange, City of	\$ 6,625.43	\$ 2,260.06	\$ 1,132.42	\$ 10,017.91
Roseland Borough		\$ 801.32	\$ 405.79	\$ 1,207.11
South Orange, Village of		\$ 1,160.89	\$ 579.30	\$ 1,740.19
Verona Borough	\$ 6,949.84	\$ 2,537.45	\$ 1,264.97	\$ 10,752.26
West Caldwell Borough	\$ 1,674.56	\$ 1,933.24	\$ 971.72	\$ 4,579.52
West Orange, Town of		\$ 4,211.35	\$ 2,119.32	\$ 6,330.67
Totals	\$ 63,103.81	\$ 71,991.76	\$ 36,032.67	\$ 171,128.24

Drunk Driving Enforcement Fund

Fiscal Year 2004

(Funding Credited July 1, 2003 - June 30, 2004)

Hudson County

<u>Municipality</u>	<u>Carryover from previous Fiscal Year(s)</u>	<u>Surcharge Fines Credited</u>	<u>Bottle Tax Revenue Credited</u>	<u>Total Funding Credited</u>
Bayonne, City of		\$ 4,605.12	\$ 2,317.75	\$ 6,922.87
East Newark Borough		\$ 1,995.00	\$ 1,006.77	\$ 3,001.77
Guttenberg, Town of	\$ 14,693.37	\$ 1,427.86	\$ 711.43	\$ 16,832.66
Harrison, Town of		\$ 4,344.83	\$ 2,170.68	\$ 6,515.51
Hoboken, City of		\$ 4,727.68	\$ 2,355.24	\$ 7,082.92
Hudson County Sheriff's Department	\$ 7,409.96	\$ 993.23	\$ 500.33	\$ 8,903.52
Jersey City	\$ 10,997.91	\$ 6,880.38	\$ 3,446.38	\$ 21,324.67
Kearny, Town of	\$ 8,225.83	\$ 7,413.32	\$ 3,736.57	\$ 19,375.72
New York/New Jersey Port Authority	\$ 25,614.88	\$ 15,498.78	\$ 7,751.69	\$ 48,865.35
North Bergen Township	\$ 8,167.67	\$ 3,302.68	\$ 1,647.91	\$ 13,118.26
Secaucus, Town of		\$ 1,900.00	\$ 950.13	\$ 2,850.13
Union, City of		\$ 13,372.67	\$ 6,691.94	\$ 20,064.61
Weehawken Township	\$ 4,384.85	\$ 2,170.27	\$ 1,075.16	\$ 7,630.28
West New York, Town of		\$ 5,032.62	\$ 2,531.93	\$ 7,564.55
Totals	\$ 79,494.47	\$ 73,664.44	\$ 36,893.91	\$ 190,052.82

Drunk Driving Enforcement Fund

Fiscal Year 2004

(Funding Credited July 1, 2003 - June 30, 2004)

Morris County

<u>Municipality</u>	<u>Carryover from previous Fiscal Year(s)</u>	<u>Surcharge Fines Credited</u>	<u>Bottle Tax Revenue Credited</u>	<u>Total Funding Credited</u>
Boonton, Town of		\$ 3,595.75	\$ 1,812.71	\$ 5,408.46
Boonton Township	\$ 1,017.35	\$ 855.00	\$ 427.47	\$ 2,299.82
Butler Borough		\$ 2,648.12	\$ 1,330.56	\$ 3,978.68
Chatham, Borough of		\$ 1,615.00	\$ 810.21	\$ 2,425.21
Chatham Township	\$ 1,462.61	\$ 1,675.33	\$ 839.12	\$ 3,977.06
Chester Borough		\$ 380.00	\$ 186.57	\$ 566.57
Chester Township		\$ 1,513.83	\$ 758.61	\$ 2,272.44
Denville Township		\$ 8,573.76	\$ 4,280.91	\$ 12,854.67
Dover, Town of		\$ 4,283.55	\$ 2,153.69	\$ 6,437.24
East Hanover Township	\$ 12,454.76	\$ 2,169.33	\$ 1,089.55	\$ 15,713.64
Florham Park, Borough of		\$ 2,649.55	\$ 1,325.82	\$ 3,975.37
Hanover Township		\$ 6,171.20	\$ 3,085.66	\$ 9,256.86
Harding Township		\$ 1,786.95	\$ 886.95	\$ 2,673.90
Jefferson Township		\$ 4,926.71	\$ 2,466.79	\$ 7,393.50
Kinnelon, Borough of		\$ 1,913.30	\$ 957.14	\$ 2,870.44
Lincoln Park, Borough of	\$ 8,340.44	\$ 5,691.92	\$ 2,841.34	\$ 16,873.70
Long Hill Township		\$ 3,573.89	\$ 1,790.88	\$ 5,364.77
Madison Borough		\$ 3,099.37	\$ 1,551.76	\$ 4,651.13
Mendham, Borough of		\$ 1,045.00	\$ 528.43	\$ 1,573.43
Mendham Township		\$ 2,375.00	\$ 1,192.24	\$ 3,567.24
Montville Township		\$ 3,900.23	\$ 1,952.98	\$ 5,853.21
Morris County Park Police		\$ 862.60	\$ 429.49	\$ 1,292.09
Morris Plains, Borough of		\$ 1,952.72	\$ 985.02	\$ 2,937.74
Morris Township		\$ 3,429.03	\$ 1,713.06	\$ 5,142.09
Morristown, Town of		\$ 6,365.47	\$ 3,172.54	\$ 9,538.01
Mount Arlington Borough		\$ 1,402.20	\$ 699.96	\$ 2,102.16
Mount Olive Township		\$ 10,744.51	\$ 5,391.72	\$ 16,136.23
Mountain Lakes Borough	\$ 7,559.34	\$ 3,592.42	\$ 1,794.29	\$ 12,946.05
Netcong, Borough of		\$ 2,660.00	\$ 1,323.26	\$ 3,983.26
Parsippany-Troy Hills		\$ 6,631.00	\$ 3,308.38	\$ 9,939.38
Pequannock Township		\$ 3,694.06	\$ 1,859.55	\$ 5,553.61
Randolph Township		\$ 7,079.40	\$ 3,548.62	\$ 10,628.02
Riverdale, Borough of		\$ 3,502.18	\$ 1,742.52	\$ 5,244.70
Rockaway Borough		\$ 950.00	\$ 473.83	\$ 1,423.83
Rockaway Township		\$ 3,723.05	\$ 1,882.63	\$ 5,605.68
Roxbury Township		\$ 6,909.82	\$ 3,458.93	\$ 10,368.75
Washington Township		\$ 5,470.57	\$ 2,741.33	\$ 8,211.90
Wharton Borough		\$ 7,708.31	\$ 3,854.30	\$ 11,562.61
Totals	\$ 30,834.50	\$ 141,120.13	\$ 70,648.82	\$ 242,603.45

Drunk Driving Enforcement Fund

Fiscal Year 2004

(Funding Credited July 1, 2003 - June 30, 2004)

Passaic County

<u>Municipality</u>	<u>Carryover from previous Fiscal Year(s)</u>	<u>Surcharge Fines Credited</u>	<u>Bottle Tax Revenue Credited</u>	<u>Total Funding Credited</u>
Bloomington, Borough of		\$ 1,316.22	\$ 655.84	\$ 1,972.06
Clifton, City of		\$ 20,769.37	\$ 10,425.70	\$ 31,195.07
Haledon, Borough of		\$ 3,047.60	\$ 1,521.85	\$ 4,569.45
Hawthorne, Borough of		\$ 1,523.32	\$ 764.55	\$ 2,287.87
Little Falls Township		\$ 5,655.35	\$ 2,833.32	\$ 8,488.67
North Haledon, Borough of	\$ 582.09	\$ 1,263.32	\$ 633.55	\$ 2,478.96
Passaic, City of		\$ 18,028.11	\$ 9,017.90	\$ 27,046.01
Passaic County Sheriff's Department		\$ 23,543.85	\$ 11,768.10	\$ 35,311.95
Paterson, City of	\$ 21,809.86	\$ 12,391.81	\$ 6,224.38	\$ 40,426.05
Pompton Lakes, Borough of	\$ 3,031.78	\$ 1,743.72	\$ 873.41	\$ 5,648.91
Prospect Park, Borough of		\$ 707.28	\$ 356.52	\$ 1,063.80
Ringwood, Borough of	\$ 6,953.81	\$ 3,609.53	\$ 1,811.54	\$ 12,374.88
Totowa, Borough of	\$ 6,688.75	\$ 2,138.45	\$ 1,074.62	\$ 9,901.82
Wanaque, Borough of		\$ 1,533.78	\$ 773.05	\$ 2,306.83
Wayne Township		\$ 8,595.60	\$ 4,301.98	\$ 12,897.58
West Milford Township		\$ 9,661.50	\$ 4,843.58	\$ 14,505.08
West Paterson, Borough of		\$ 1,457.77	\$ 727.00	\$ 2,184.77
William Paterson College	\$ 623.74	\$ 604.68	\$ 304.56	\$ 1,532.98
Totals	\$ 39,690.03	\$ 117,591.26	\$ 58,911.45	\$ 216,192.74

Drunk Driving Enforcement Fund

Fiscal Year 2004

(Funding Credited July 1, 2003 - June 30, 2004)

Sussex County

<u>Municipality</u>	<u>Carryover from previous Fiscal Year(s)</u>	<u>Surcharge Fines Credited</u>	<u>Bottle Tax Revenue Credited</u>	<u>Total Funding Credited</u>
Andover Township		\$ 2,838.61	\$ 1,421.70	\$ 4,260.31
Byram Township		\$ 6,346.00	\$ 3,175.65	\$ 9,521.65
Franklin, Borough of		\$ 1,606.92	\$ 805.08	\$ 2,412.00
Hamburg Borough		\$ 1,672.96	\$ 834.13	\$ 2,507.09
Hardyston Township		\$ 2,683.74	\$ 1,341.94	\$ 4,025.68
Hopatcong, Borough of		\$ 10,182.57	\$ 5,095.91	\$ 15,278.48
Newton Township		\$ 4,557.63	\$ 2,267.93	\$ 6,825.56
Ogdensburg Borough		\$ 1,024.57	\$ 512.23	\$ 1,536.80
Sparta Township	\$ 14,356.57	\$ 9,918.94	\$ 4,952.91	\$ 29,228.42
Stanhope, Borough of		\$ 3,012.45	\$ 1,507.91	\$ 4,520.36
Stillwater Township	\$ 1,307.95	\$ 380.00	\$ 194.25	\$ 1,882.20
Sussex County Sheriff's Department		\$ 1,555.62	\$ 773.68	\$ 2,329.30
Vernon Township	\$ 9,577.45	\$ 7,798.54	\$ 3,912.97	\$ 21,288.96
Totals	\$ 25,241.97	\$ 53,578.55	\$ 26,796.29	\$ 105,616.81

Drunk Driving Enforcement Fund

Fiscal Year 2004

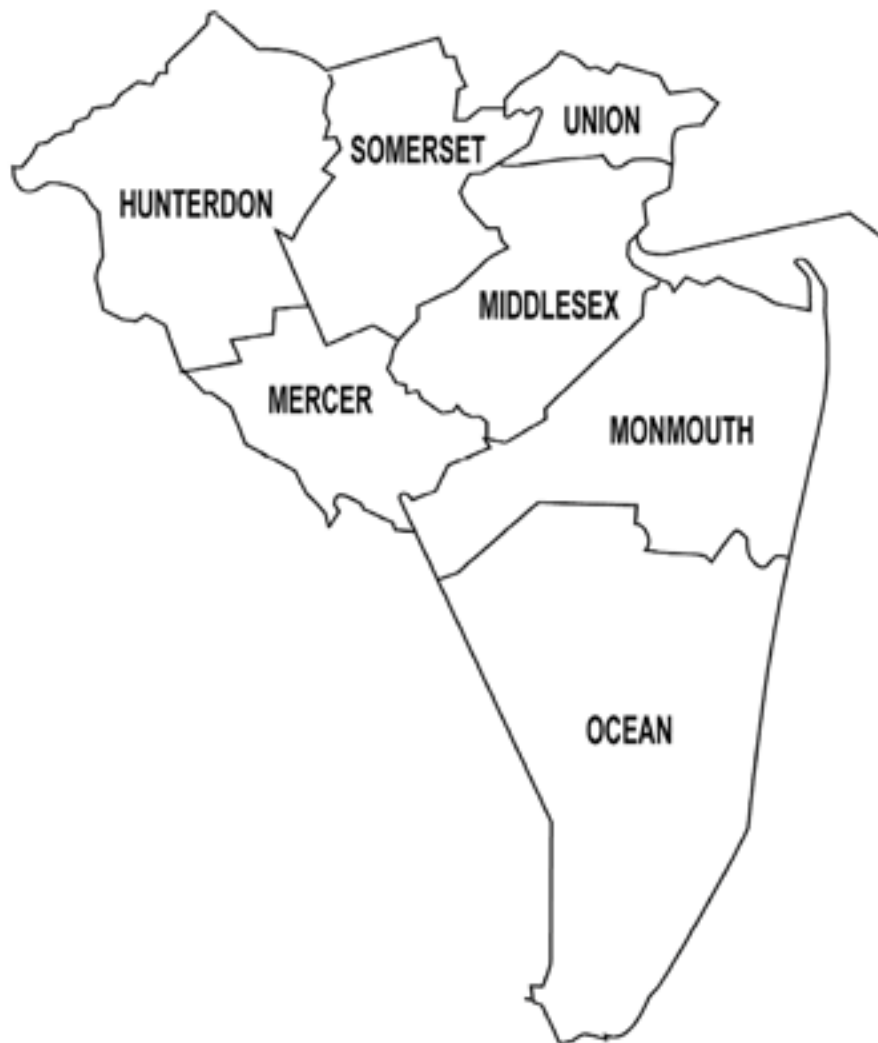
(Funding Credited July 1, 2003 - June 30, 2004)

Warren County

<u>Municipality</u>	<u>Carryover from previous Fiscal Year(s)</u>	<u>Surcharge Fines Credited</u>	<u>Bottle Tax Revenue Credited</u>	<u>Total Funding Credited</u>
Alpha Borough		\$ 274.55	\$ 137.64	\$ 412.19
Belvidere, Town of	\$ 869.14	\$ 626.06	\$ 315.23	\$ 1,810.43
Blairstown Township		\$ 1,583.18	\$ 791.55	\$ 2,374.73
Greenwich Township		\$ 1,751.32	\$ 887.62	\$ 2,638.94
Hackettstown, Town of		\$ 2,351.25	\$ 1,175.04	\$ 3,526.29
Independence, Town of		\$ 3,739.67	\$ 1,866.81	\$ 5,606.48
Lopatcong Township		\$ 2,903.68	\$ 1,458.71	\$ 4,362.39
Mansfield Township		\$ 2,532.70	\$ 1,270.24	\$ 3,802.94
Oxford Township		\$ 391.40	\$ 194.32	\$ 585.72
Phillipsburg, Town of		\$ 2,957.40	\$ 1,484.38	\$ 4,441.78
Pohatcong Township		\$ 1,450.64	\$ 730.16	\$ 2,180.80
Washington Borough		\$ 2,255.30	\$ 1,130.08	\$ 3,385.38
Washington Township	\$ (2,500.00)	\$ 2,833.84	\$ 1,418.94	\$ 1,752.78
Totals	\$ (1,630.86)	\$ 25,650.99	\$ 12,860.72	\$ 36,880.85

DRUNK DRIVING ENFORCEMENT FUND

CENTRAL REGION



FUNDS CREDITED DURING FY 2004

JULY 1, 2003 - JUNE 30, 2004

Drunk Driving Enforcement Fund

Fiscal Year 2004

(Funding Credited July 1, 2003 - June 30, 2004)

Hunterdon County

<u>Municipality</u>	<u>Carryover from previous Fiscal Year(s)</u>	<u>Surcharge Fines Credited</u>	<u>Bottle Tax Revenue Credited</u>	<u>Total Funding Credited</u>
Clinton, Town of *				\$ -
Clinton Township *				\$ -
Flemington, Borough of		\$ 1,971.25	\$ 984.54	\$ 2,955.79
Franklin Township *	\$ 4,126.55			\$ 4,126.55
High Bridge, Borough of *	\$ 3,888.54			\$ 3,888.54
Holland Township *				\$ -
Lambertville, City of		\$ 3,539.70	\$ 1,768.62	\$ 5,308.32
Lebanon Township *				\$ -
North Hunterdon *	\$ 20,232.10	\$ 7,997.57	\$ 3,995.72	\$ 32,225.39
Raritan Township		\$ 7,703.07	\$ 3,853.78	\$ 11,556.85
Readington Township		\$ 6,715.55	\$ 3,335.79	\$ 10,051.34
Tewksbury Township	\$ 33.50			\$ 33.50
West Amwell Township		\$ 509.68	\$ 254.07	\$ 763.75
Totals	\$ 28,280.69	\$ 28,436.82	\$ 14,192.52	\$ 70,910.03

* Under Review - North Hunterdon Court credited with funds for various municipalities in error.

Drunk Driving Enforcement Fund

Fiscal Year 2004

(Funding Credited July 1, 2003 - June 30, 2004)

Mercer County

<u>Municipality</u>	<u>Carryover from previous Fiscal Year(s)</u>	<u>Surcharge Fines Credited</u>	<u>Bottle Tax Revenue Credited</u>	<u>Total Funding Credited</u>
College of New Jersey	\$ 431.95	\$ 95.00	\$ 48.56	\$ 575.51
East Windsor Township		\$ 6,836.20	\$ 3,428.59	\$ 10,264.79
Ewing Township		\$ 1,795.98	\$ 890.26	\$ 2,686.24
Hamilton Township		\$ 5,344.70	\$ 2,675.51	\$ 8,020.21
Hightstown, Borough of		\$ 3,093.68	\$ 1,554.08	\$ 4,647.76
Hopewell Township		\$ 4,056.51	\$ 2,035.01	\$ 6,091.52
Lawrence Township		\$ 3,361.10	\$ 1,679.13	\$ 5,040.23
Pennington, Borough of	\$ 3,792.01	\$ 272.18	\$ 134.59	\$ 4,198.78
Princeton Borough		\$ 7,453.23	\$ 3,719.58	\$ 11,172.81
Princeton Township		\$ 1,625.93	\$ 814.56	\$ 2,440.49
Trenton, City of	\$ 11,983.13	\$ 5,748.46	\$ 2,878.89	\$ 20,610.48
Washington Township		\$ 6,208.72	\$ 3,119.08	\$ 9,327.80
West Windsor Township		\$ 7,554.87	\$ 3,768.76	\$ 11,323.63
Totals	\$ 16,207.09	\$ 53,446.56	\$ 26,746.60	\$ 95,824.74

Drunk Driving Enforcement Fund

Fiscal Year 2004

(Funding Credited July 1, 2003 - June 30, 2004)

Middlesex County

<u>Municipality</u>	<u>Carryover from previous Fiscal Year(s)</u>	<u>Surcharge Fines Credited</u>	<u>Bottle Tax Revenue Credited</u>	<u>Total Funding Credited</u>
Carteret, Borough of	\$ 3,815.39	\$ 2,849.99	\$ 1,427.40	\$ 8,092.78
Cranbury Township		\$ 551.43	\$ 278.43	\$ 829.86
Dunellen Borough		\$ 5,385.55	\$ 2,695.59	\$ 8,081.14
East Brunswick Township		\$ 42,470.79	\$ 21,307.08	\$ 63,777.87
Edison Township	\$ 34,289.34	\$ 4,950.92	\$ 2,478.88	\$ 41,719.14
Helmetta, Borough of		\$ 854.99	\$ 424.87	\$ 1,279.86
Highland Park Borough		\$ 2,189.28	\$ 1,104.21	\$ 3,293.49
Jamesburg Borough		\$ 1,225.49	\$ 610.40	\$ 1,835.89
Metuchen, Borough of		\$ 3,446.60	\$ 1,731.32	\$ 5,177.92
Middlesex, Borough of		\$ 6,428.17	\$ 3,216.37	\$ 9,644.54
Milltown, Borough of		\$ 1,316.23	\$ 657.75	\$ 1,973.98
Monroe Township		\$ 2,125.15	\$ 1,067.90	\$ 3,193.05
New Brunswick, City of		\$ 4,849.75	\$ 2,430.44	\$ 7,280.19
North Brunswick Township		\$ 6,519.48	\$ 3,270.23	\$ 9,789.71
Old Bridge Township		\$ 12,794.59	\$ 6,417.32	\$ 19,211.91
Perth Amboy, City of		\$ 8,383.28	\$ 4,208.28	\$ 12,591.56
Piscataway Township		\$ 5,108.63	\$ 2,551.40	\$ 7,660.03
Plainsboro Township		\$ 4,555.72	\$ 2,286.96	\$ 6,842.68
Rutgers University Police		\$ 5,728.49	\$ 2,865.13	\$ 8,593.62
Sayreville, Borough of	\$ 9,457.56	\$ 7,818.50	\$ 3,911.24	\$ 21,187.30
South Amboy, City of		\$ 631.75	\$ 322.92	\$ 954.67
South Brunswick Township		\$ 2,781.60	\$ 1,379.44	\$ 4,161.04
South Plainfield, Borough of		\$ 5,535.17	\$ 2,773.44	\$ 8,308.61
South River, Borough of		\$ 1,639.70	\$ 820.72	\$ 2,460.42
Spotswood Borough		\$ 7,632.77	\$ 3,829.22	\$ 11,461.99
Woodbridge Township		\$ 7,128.31	\$ 3,591.10	\$ 10,719.41
Totals	\$ 47,562.29	\$ 154,902.33	\$ 77,658.04	\$ 280,122.66

Drunk Driving Enforcement Fund

Fiscal Year 2004

(Funding Credited July 1, 2003 - June 30, 2004)

Monmouth County

<u>Municipality</u>	<u>Carryover from previous Fiscal Year(s)</u>	<u>Surcharge Fines Credited</u>	<u>Bottle Tax Revenue Credited</u>	<u>Total Funding Credited</u>
Aberdeen Township		\$ 1,431.66	\$ 718.52	\$ 2,150.18
Allenhurst, Borough of	\$ 2,658.55	\$ 1,161.86	\$ 579.81	\$ 4,400.22
Allentown, Borough of		\$ 570.95	\$ 284.18	\$ 855.13
Asbury Park, City of	\$ 2,782.12	\$ 1,666.30	\$ 835.91	\$ 5,284.33
Atlantic Highlands, Borough of		\$ 2,732.21	\$ 1,370.11	\$ 4,102.32
Avon-By-The-Sea Borough		\$ 2,605.85	\$ 1,310.80	\$ 3,916.65
Belmar, Borough of		\$ 5,648.22	\$ 2,841.76	\$ 8,489.98
Bradley Beach Borough	\$ 7,202.71	\$ 1,839.67	\$ 918.60	\$ 9,960.98
Brielle Borough		\$ 9,147.08	\$ 4,583.07	\$ 13,730.15
Colts Neck Township	\$ 3,195.11	\$ 2,454.33	\$ 1,226.13	\$ 6,875.57
Deal Borough	\$ 18,331.17	\$ 3,056.62	\$ 1,523.17	\$ 22,910.96
Eatontown Borough	\$ 4,189.33	\$ 2,735.53	\$ 1,360.36	\$ 8,285.22
Englishtown Borough	\$ 9,823.67	\$ 2,163.15	\$ 1,081.51	\$ 13,068.33
Fairhaven, Borough of		\$ 3,066.60	\$ 1,530.64	\$ 4,597.24
Freehold, Borough of		\$ 6,402.53	\$ 3,202.97	\$ 9,605.50
Freehold Township		\$ 4,720.56	\$ 2,359.05	\$ 7,079.61
Hazlet Township		\$ 8,868.72	\$ 4,437.76	\$ 13,306.48
Highlands, Borough of		\$ 4,425.58	\$ 2,209.77	\$ 6,635.35
Holmdel Township		\$ 9,165.13	\$ 4,587.72	\$ 13,752.85
Howell Township		\$ 11,245.14	\$ 5,633.18	\$ 16,878.32
Interlaken, Borough of		\$ 929.57	\$ 466.00	\$ 1,395.57
Keansburg, Borough of		\$ 1,210.31	\$ 608.92	\$ 1,819.23
Keyport, Borough of	\$ 4,697.19	\$ 2,157.45	\$ 1,073.32	\$ 7,927.96
Little Silver, Borough of		\$ 2,457.17	\$ 1,228.71	\$ 3,685.88
Long Branch, City of		\$ 9,716.61	\$ 4,870.88	\$ 14,587.49
Manalapan Township		\$ 3,940.61	\$ 1,967.34	\$ 5,907.95
Manasquan, Borough of		\$ 4,180.00	\$ 2,098.61	\$ 6,278.61
Marlboro Township		\$ 5,538.98	\$ 2,770.57	\$ 8,309.55
Matawan, Borough of		\$ 2,951.17	\$ 1,478.48	\$ 4,429.65
Middletown Township		\$ 11,326.37	\$ 5,662.81	\$ 16,989.18
Monmouth Beach Borough		\$ 763.81	\$ 381.02	\$ 1,144.83
Monmouth County Prosecutor's Office	\$ 187.33			\$ 187.33
Neptune, City of		\$ 2,459.08	\$ 1,232.82	\$ 3,691.90
Neptune Township		\$ 3,754.40	\$ 1,869.44	\$ 5,623.84
Ocean Township		\$ 5,834.90	\$ 2,930.39	\$ 8,765.29
Oceanport, Borough of		\$ 1,062.57	\$ 537.41	\$ 1,599.98
Red Bank, Borough of		\$ 6,108.98	\$ 3,054.91	\$ 9,163.89
Rumson, Borough of	\$ 9,579.31	\$ 1,395.07	\$ 699.70	\$ 11,674.08
Sea Bright, Borough of		\$ 9,096.73	\$ 4,548.48	\$ 13,645.21
Sea Girt, Borough of	\$ 6,318.99	\$ 3,198.65	\$ 1,615.69	\$ 11,133.33
Shrewsbury, Borough of	\$ 13,490.03	\$ 1,235.00	\$ 627.21	\$ 15,352.24
South Belmar, Borough of	\$ 2,180.94	\$ 1,618.32	\$ 813.82	\$ 4,613.08
Spring Lake, Borough of		\$ 1,495.30	\$ 749.43	\$ 2,244.73
Spring Lake Heights Borough		\$ 3,072.77	\$ 1,541.28	\$ 4,614.05
Tinton Falls, Borough of		\$ 6,455.25	\$ 3,252.56	\$ 9,707.81
Union Beach Borough		\$ 2,423.92	\$ 1,204.06	\$ 3,627.98
Wall Township	\$ 17,158.59	\$ 14,665.15	\$ 7,321.06	\$ 39,144.80
West Long Branch, Borough of		\$ 1,708.10	\$ 849.90	\$ 2,558.00
Totals	\$ 101,795.04	\$ 195,863.93	\$ 98,049.84	\$ 395,708.81

Drunk Driving Enforcement Fund

Fiscal Year 2004

(Funding Credited July 1, 2003 - June 30, 2004)

Ocean County

Municipality	Carryover from previous Fiscal Year(s)	Surcharge Fines Credited	Bottle Tax Revenue Credited	Total Funding Credited
Barnegat Township		\$ 3,740.15	\$ 1,868.92	\$ 5,609.07
Bay Head, Borough of		\$ 665.00	\$ 334.18	\$ 999.18
Beach Haven, Borough of		\$ 793.73	\$ 405.73	\$ 1,199.46
Beachwood, Borough of		\$ 3,283.20	\$ 1,640.17	\$ 4,923.37
Berkeley Township		\$ 2,754.53	\$ 1,381.17	\$ 4,135.70
Brick Township		\$ 16,080.17	\$ 8,038.61	\$ 24,118.78
Dover Township		\$ 18,127.00	\$ 9,110.56	\$ 27,237.56
Harvey Cedars, Borough of	\$ 2,594.48	\$ 462.17	\$ 232.86	\$ 3,289.51
Island Heights, Borough of		\$ 190.00	\$ 95.20	\$ 285.20
Jackson Township		\$ 5,484.71	\$ 2,747.00	\$ 8,231.71
Lacey Township		\$ 5,653.85	\$ 2,840.83	\$ 8,494.68
Lakehurst, Borough of	\$ 5,481.32	\$ 3,186.78	\$ 1,601.83	\$ 10,269.93
Lakewood Township	\$ 10,520.25	\$ 6,951.63	\$ 3,478.30	\$ 20,950.18
Lavellette, Borough of	\$ 2,161.25	\$ 2,179.29	\$ 1,099.19	\$ 5,439.73
Little Egg Harbor Township		\$ 4,431.27	\$ 2,227.05	\$ 6,658.32
Long Beach Township		\$ 6,442.43	\$ 3,254.14	\$ 9,696.57
Manchester Township		\$ 7,260.38	\$ 3,640.95	\$ 10,901.33
Mantoloking Township		\$ 1,904.00	\$ 961.83	\$ 2,865.83
Ocean Gate, Borough of		\$ 897.75	\$ 449.63	\$ 1,347.38
Ocean Township		\$ 4,856.87	\$ 2,433.70	\$ 7,290.57
Pine Beach, Borough of		\$ 464.07	\$ 231.26	\$ 695.33
Plumsted Township	\$ 2,833.06	\$ 2,883.73	\$ 1,441.78	\$ 7,158.57
Point Pleasant Beach		\$ 6,718.40	\$ 3,383.02	\$ 10,101.42
Point Pleasant, Borough of		\$ 8,696.30	\$ 4,373.27	\$ 13,069.57
Seaside Heights, Borough of		\$ 3,210.99	\$ 1,601.84	\$ 4,812.83
Seaside Park Borough		\$ 3,968.14	\$ 1,988.92	\$ 5,957.06
Ship Bottom Borough		\$ 3,192.48	\$ 1,615.09	\$ 4,807.57
South Toms River, Borough of		\$ 2,587.80	\$ 1,300.89	\$ 3,888.69
Stafford Township		\$ 8,718.63	\$ 4,388.38	\$ 13,107.01
Surf City, Borough of	\$ 6,328.04	\$ 319.68	\$ 162.71	\$ 6,810.43
Tuckerton, Borough		\$ 2,049.62	\$ 1,027.52	\$ 3,077.14
Totals	\$ 29,918.40	\$ 138,154.75	\$ 69,356.53	\$ 237,429.68

Drunk Driving Enforcement Fund

Fiscal Year 2004

(Funding Credited July 1, 2003 - June 30, 2004)

Somerset County

<u>Municipality</u>	<u>Carryover from previous Fiscal Year(s)</u>	<u>Surcharge Fines Credited</u>	<u>Bottle Tax Revenue Credited</u>	<u>Total Funding Credited</u>
Bedminster Township		\$ 3,488.87	\$ 1,752.86	\$ 5,241.73
Bernards Township		\$ 4,666.88	\$ 2,333.70	\$ 7,000.58
Bernardsville, Borough of		\$ 1,140.00	\$ 572.41	\$ 1,712.41
Bound Brook, Borough of		\$ 8,716.24	\$ 4,349.27	\$ 13,065.51
Branchburg Township		\$ 1,735.17	\$ 871.13	\$ 2,606.30
Bridgewater Township		\$ 8,928.10	\$ 4,477.87	\$ 13,405.97
Far Hills, Borough of		\$ 740.05	\$ 366.79	\$ 1,106.84
Franklin Township		\$ 5,069.68	\$ 2,528.80	\$ 7,598.48
Green Brook Township		\$ 3,452.29	\$ 1,736.32	\$ 5,188.61
Hillsborough Township		\$ 6,254.33	\$ 3,126.93	\$ 9,381.26
Manville, Borough of		\$ 2,616.30	\$ 1,313.67	\$ 3,929.97
Montgomery Township	\$ 2,514.59	\$ 1,962.70	\$ 977.55	\$ 5,454.84
North Plainfield, Borough of		\$ 6,228.67	\$ 3,115.47	\$ 9,344.14
Peapack-Gladstone, Borough of	\$ 7,082.65	\$ 1,034.08	\$ 518.30	\$ 8,635.03
Raritan Borough		\$ 441.27	\$ 223.65	\$ 664.92
Somerville, Borough of		\$ 1,657.76	\$ 825.98	\$ 2,483.74
South Bound Brook, Borough of		\$ 8,463.55	\$ 4,255.76	\$ 12,719.31
Warren Township		\$ 1,431.18	\$ 727.06	\$ 2,158.24
Watchung Borough		\$ 1,694.81	\$ 850.69	\$ 2,545.50
Totals	\$ 9,597.24	\$ 69,721.93	\$ 34,924.21	\$ 114,243.38

Drunk Driving Enforcement Fund

Fiscal Year 2004

(Funding Credited July 1, 2003 - June 30, 2004)

Union County

<u>Municipality</u>	<u>Carryover from previous Fiscal Year(s)</u>	<u>Surcharge Fines Credited</u>	<u>Bottle Tax Revenue Credited</u>	<u>Total Funding Credited</u>
Berkeley Heights Township	\$ 5,546.09	\$ 2,474.28	\$ 1,228.72	\$ 9,249.09
Clark Township		\$ 1,776.50	\$ 886.36	\$ 2,662.86
Cranford Township		\$ 6,384.00	\$ 3,202.72	\$ 9,586.72
Elizabeth, City of	\$ 20,769.83	\$ 6,459.53	\$ 3,228.94	\$ 30,458.30
Fanwood, Borough of		\$ 1,332.86	\$ 669.05	\$ 2,001.91
Garwood, Borough of	\$ 1,909.85	\$ 660.24	\$ 330.89	\$ 2,900.98
Hillside Township	\$ 4,653.24	\$ 1,224.06	\$ 614.17	\$ 6,491.47
Kean College	\$ 2,616.06	\$ 725.33	\$ 360.70	\$ 3,702.09
Kenilworth, Borough of	\$ 5,386.90	\$ 2,690.87	\$ 1,348.10	\$ 9,425.87
Linden, City of		\$ 6,721.25	\$ 3,361.09	\$ 10,082.34
Mountainside, Borough of		\$ 2,455.27	\$ 1,226.34	\$ 3,681.61
New Providence, Borough of		\$ 712.50	\$ 352.22	\$ 1,064.72
Plainfield, City of		\$ 6,157.42	\$ 3,101.57	\$ 9,258.99
Rahway, City of		\$ 4,983.71	\$ 2,493.82	\$ 7,477.53
Roselle, Borough of		\$ 3,342.10	\$ 1,674.77	\$ 5,016.87
Roselle Park, Borough of		\$ 1,884.33	\$ 942.59	\$ 2,826.92
Scotch Plains Township		\$ 1,996.90	\$ 1,000.39	\$ 2,997.29
Springfield Township	\$ 1,507.45	\$ 1,844.89	\$ 935.14	\$ 4,287.48
Summit, City of	\$ 10,006.87	\$ 2,113.27	\$ 1,053.83	\$ 13,173.97
Union County Police	\$ 1,754.96	\$ 1,827.32	\$ 923.10	\$ 4,505.38
Union Township		\$ 6,728.37	\$ 3,361.55	\$ 10,089.92
Westfield, Town of		\$ 6,573.53	\$ 3,307.24	\$ 9,880.77
Winfield Township	\$ 145.09	\$ 248.42	\$ 125.81	\$ 519.32
Totals	\$ 54,296.34	\$ 71,316.95	\$ 35,729.11	\$ 161,342.40

DRUNK DRIVING ENFORCEMENT FUND

SOUTH REGION



FUNDS CREDITED DURING FY 2004

JULY 1, 2003 - JUNE 30, 2004

Fiscal Year 2004

(Funding Credited July 1, 2003 - June 30, 2004)

Atlantic County

<u>Municipality</u>	<u>Carryover from previous Fiscal Year(s)</u>	<u>Surcharge Fines Credited</u>	<u>Bottle Tax Revenue Credited</u>	<u>Total Funding Credited</u>
Absecon, City of		\$ 1,966.51	\$ 977.64	\$ 2,944.15
Atlantic City		\$ 18,988.00	\$ 9,550.23	\$ 28,538.23
Atlantic County Sheriff	\$ 601.38	\$ 96.90	\$ 47.96	\$ 746.24
Brigantine, City of		\$ 6,278.55	\$ 3,154.74	\$ 9,433.29
Buena Borough	\$ 13,644.04	\$ 2,358.84	\$ 1,179.60	\$ 17,182.48
Egg Harbor City		\$ 1,060.67	\$ 531.80	\$ 1,592.47
Egg Harbor Township		\$ 15,306.40	\$ 7,644.48	\$ 22,950.88
Galloway Township	\$ 11,888.64	\$ 8,957.70	\$ 4,494.96	\$ 25,341.30
Hamilton Township		\$ 12,105.38	\$ 6,055.02	\$ 18,160.40
Hammonton, Town of		\$ 7,433.74	\$ 3,716.71	\$ 11,150.45
Linwood, City of		\$ 1,682.45	\$ 842.74	\$ 2,525.19
Longport Borough		\$ 5,946.52	\$ 3,000.69	\$ 8,947.21
Margate, City of	\$ 27,807.92	\$ 5,692.41	\$ 2,859.06	\$ 36,359.39
Mullica Township		\$ 1,555.14	\$ 780.79	\$ 2,335.93
Northfield, City of		\$ 4,845.47	\$ 2,435.88	\$ 7,281.35
Pleasantville, City of		\$ 2,541.26	\$ 1,276.43	\$ 3,817.69
Somers Point		\$ 5,946.53	\$ 2,984.86	\$ 8,931.39
Stockton State College		\$ 1,074.45	\$ 537.32	\$ 1,611.77
Ventnor, City of		\$ 4,359.55	\$ 2,198.31	\$ 6,557.86
Totals	\$ 53,941.98	\$ 108,196.47	\$ 54,269.22	\$ 216,407.67

Drunk Driving Enforcement Fund

Fiscal Year 2004

(Funding Credited July 1, 2003 - June 30, 2004)

Burlington County

<u>Municipality</u>	<u>Carryover from previous Fiscal Year(s)</u>	<u>Surcharge Fines Credited</u>	<u>Bottle Tax Revenue Credited</u>	<u>Total Funding Credited</u>
Beverly, City of	\$ 1,696.59	\$ 665.00	\$ 330.34	\$ 2,691.93
Bordentown, City of		\$ 570.00	\$ 281.78	\$ 851.78
Bordentown Township	\$ 10,000.20	\$ 3,191.52	\$ 1,606.13	\$ 14,797.85
Burlington City		\$ 2,059.60	\$ 1,025.49	\$ 3,085.09
Burlington Township		\$ 6,656.18	\$ 3,330.64	\$ 9,986.82
Burlington County Bridge Commission	\$ 1,996.84	\$ 632.70	\$ 323.42	\$ 2,952.96
Chesterfield Township		\$ 1,238.80	\$ 623.56	\$ 1,862.36
Cinnaminson Township		\$ 2,023.02	\$ 1,012.87	\$ 3,035.89
Delanco Township		\$ 1,174.67	\$ 589.44	\$ 1,764.11
Delran Township	\$ 9,276.50	\$ 5,951.28	\$ 2,971.44	\$ 18,199.22
Eastampton Township		\$ 1,473.45	\$ 745.52	\$ 2,218.97
Edgewater Park Township		\$ 1,248.30	\$ 624.71	\$ 1,873.01
Evesham Township		\$ 9,140.90	\$ 4,569.40	\$ 13,710.30
Florence Township		\$ 3,249.95	\$ 1,631.44	\$ 4,881.39
Lumberton Township		\$ 2,334.14	\$ 1,167.97	\$ 3,502.11
Mansfield Township	\$ 2,000.93	\$ 1,528.55	\$ 757.69	\$ 4,287.17
Maple Shade Township		\$ 3,743.00	\$ 1,884.83	\$ 5,627.83
Medford Township		\$ 1,997.85	\$ 992.42	\$ 2,990.27
Medford Lakes, Borough of		\$ 1,282.50	\$ 643.11	\$ 1,925.61
Moorestown Township	\$ 15,278.44	\$ 2,035.86	\$ 1,020.33	\$ 18,334.63
Mount Holly, Township of	\$ 11,302.60	\$ 3,284.62	\$ 1,640.31	\$ 16,227.53
Mount Laurel Township		\$ 13,862.06	\$ 6,928.81	\$ 20,790.87
North Hanover Township		\$ 1,235.00	\$ 613.52	\$ 1,848.52
Palmyra, Borough of		\$ 1,796.92	\$ 902.65	\$ 2,699.57
Pemberton Borough		\$ 986.10	\$ 494.54	\$ 1,480.64
Pemberton Township		\$ 7,273.20	\$ 3,656.46	\$ 10,929.66
Riverside Township		\$ 3,509.77	\$ 1,765.31	\$ 5,275.08
Riverton Borough	\$ 1,797.89	\$ 535.33	\$ 267.89	\$ 2,601.11
Springfield Township	\$ 5,088.82	\$ 1,605.50	\$ 806.87	\$ 7,501.19
Westampton Township		\$ 2,480.92	\$ 1,243.09	\$ 3,724.01
Willingboro Township	\$ 8,034.98	\$ 3,002.95	\$ 1,497.05	\$ 12,534.98
** Totals **	\$ 66,473.79	\$ 91,769.64	\$ 45,949.03	\$ 204,192.46

Fiscal Year 2004

(Funding Credited July 1, 2003 - June 30, 2004)

Camden County

<u>Municipality</u>	<u>Carryover from previous Fiscal Year(s)</u>	<u>Surcharge Fines Credited</u>	<u>Bottle Tax Revenue Credited</u>	<u>Total Funding Credited</u>
Audubon, Borough of		\$ 2,789.67	\$ 1,393.45	\$ 4,183.12
Audubon Park, Borough of		\$ 529.44	\$ 268.21	\$ 797.65
Barrington Borough	\$ 2,991.30	\$ 2,268.60	\$ 1,140.51	\$ 6,400.41
Bellmawr Borough		\$ 2,678.52	\$ 1,335.08	\$ 4,013.60
Berlin Borough	\$ 15,483.74	\$ 3,508.35	\$ 1,758.05	\$ 20,750.14
Berlin Township		\$ 3,123.60	\$ 1,564.09	\$ 4,687.69
Brooklawn Borough		\$ 4,265.50	\$ 2,136.98	\$ 6,402.48
Camden, City of		\$ 7,020.03	\$ 3,519.10	\$ 10,539.13
Camden County Park Police	\$ 5,328.80	\$ 1,078.25	\$ 546.89	\$ 6,953.94
Cherry Hill Township	\$ 37,942.09	\$ 10,810.05	\$ 5,437.66	\$ 54,189.80
Chesilhurst Borough	\$ 2,605.08	\$ 794.67	\$ 402.87	\$ 3,802.62
Clementon Borough		\$ 2,998.20	\$ 1,497.12	\$ 4,495.32
Collingswood Borough		\$ 3,116.95	\$ 1,563.79	\$ 4,680.74
Delaware River Port Authority		\$ 11,136.37	\$ 5,552.43	\$ 16,688.80
Gibbsboro, Borough of		\$ 1,240.23	\$ 618.63	\$ 1,858.86
Gloucester City	\$ 11,135.94	\$ 3,215.75	\$ 1,610.05	\$ 15,961.74
Gloucester Township		\$ 12,939.00	\$ 6,476.20	\$ 19,415.20
Haddon Township		\$ 7,533.50	\$ 3,780.00	\$ 11,313.50
Haddonfield, Borough of		\$ 1,425.00	\$ 716.92	\$ 2,141.92
Haddon Heights Borough	\$ 4,519.46	\$ 1,571.78	\$ 792.92	\$ 6,884.16
Hi-Nella Borough	\$ 1,266.52	\$ 745.28	\$ 370.18	\$ 2,381.98
Laurel Springs Borough		\$ 1,638.75	\$ 823.62	\$ 2,462.37
Lawnside Borough	\$ 2,339.82	\$ 639.35	\$ 321.88	\$ 3,301.05
Lindenwold Borough		\$ 3,409.55	\$ 1,709.80	\$ 5,119.35
Magnolia Borough		\$ 5,009.59	\$ 2,502.64	\$ 7,512.23
Merchantville Borough		\$ 5,116.23	\$ 2,550.69	\$ 7,666.92
Mount Ephraim, Borough of	\$ 5,288.35	\$ 1,739.93	\$ 871.04	\$ 7,899.32
Oaklyn Borough		\$ 3,263.25	\$ 1,634.29	\$ 4,897.54
Pennsauken Township		\$ 25,498.29	\$ 12,731.77	\$ 38,230.06
Pine Hill, Borough of		\$ 3,249.94	\$ 1,623.69	\$ 4,873.63
Runnemede, Borough of		\$ 3,391.98	\$ 1,705.11	\$ 5,097.09
Rutgers University		\$ 53.20	\$ 27.19	\$ 80.39
Somerdale, Borough of		\$ 4,996.05	\$ 2,496.95	\$ 7,493.00
Stratford, Borough of		\$ 6,718.40	\$ 3,343.89	\$ 10,062.29
Voorhees Township		\$ 2,860.93	\$ 1,438.91	\$ 4,299.84
Waterford Township		\$ 3,705.95	\$ 1,862.34	\$ 5,568.29
Winslow Township		\$ 14,449.51	\$ 7,249.77	\$ 21,699.28
Woodlynne Borough	\$ 3,956.55	\$ 380.00	\$ 193.97	\$ 4,530.52
Totals	\$ 92,857.65	\$ 170,909.64	\$ 85,568.68	\$ 349,335.97

Drunk Driving Enforcement Fund

Fiscal Year 2004

(Funding Credited July 1, 2003 - June 30, 2004)

Cape May County

<u>Municipality</u>	<u>Carryover from previous Fiscal Year(s)</u>	<u>Surcharge Fines Credited</u>	<u>Bottle Tax Revenue Credited</u>	<u>Total Funding Credited</u>
Avalon, Borough of		\$ 1,975.05	\$ 999.23	\$ 2,974.28
Cape May, City of		\$ 5,226.42	\$ 2,611.83	\$ 7,838.25
Lower Township		\$ 5,772.21	\$ 2,894.58	\$ 8,666.79
Middle Township		\$ 6,555.52	\$ 3,291.66	\$ 9,847.18
North Wildwood, City of		\$ 5,944.63	\$ 2,990.00	\$ 8,934.63
Ocean City		\$ 5,804.98	\$ 2,926.62	\$ 8,731.60
Sea Isle, City of	\$ 6,499.47	\$ 2,199.73	\$ 1,110.46	\$ 9,809.66
Stone Harbor, Borough of		\$ 3,227.62	\$ 1,635.27	\$ 4,862.89
West Wildwood, Borough of	\$ 1,433.13	\$ 760.00	\$ 383.18	\$ 2,576.31
Wildwood City		\$ 6,085.22	\$ 3,056.78	\$ 9,142.00
Wildwood Crest		\$ 5,711.88	\$ 2,875.17	\$ 8,587.05
Totals	\$ 7,932.60	\$ 49,263.26	\$ 24,774.78	\$ 81,970.64



Drunk Driving Enforcement Fund

Fiscal Year 2004

(Funding Credited July 1, 2003 - June 30, 2004)

Cumberland County

<u>Municipality</u>	<u>Carryover from previous Fiscal Year(s)</u>	<u>Surcharge Fines Credited</u>	<u>Bottle Tax Revenue Credited</u>	<u>Total Funding Credited</u>
Bridgeton, City of		\$ 7,898.78	\$ 3,968.78	\$ 11,867.56
Millville, City of		\$ 6,427.69	\$ 3,210.06	\$ 9,637.75
Vineland, City of		\$ 11,796.15	\$ 5,918.40	\$ 17,714.55
Totals	\$ -	\$ 26,122.62	\$ 13,097.24	\$ 39,219.86



Drunk Driving Enforcement Fund

Fiscal Year 2004

(Funding Credited July 1, 2003 - June 30, 2004)

Gloucester County

<u>Municipality</u>	<u>Carryover from previous Fiscal Year(s)</u>	<u>Surcharge Fines Credited</u>	<u>Bottle Tax Revenue Credited</u>	<u>Total Funding Credited</u>
Clayton Borough		\$ 3,125.02	\$ 1,566.08	\$ 4,691.10
Deptford Township		\$ 6,876.57	\$ 3,445.45	\$ 10,322.02
East Greenwich Township		\$ 1,400.78	\$ 702.40	\$ 2,103.18
Elk Township	\$ 515.08	\$ 686.85	\$ 343.66	\$ 1,545.59
Franklin Township		\$ 7,131.18	\$ 3,565.27	\$ 10,696.45
Glassboro, Borough of		\$ 10,598.20	\$ 5,305.23	\$ 15,903.43
Greenwich Township		\$ 1,125.75	\$ 564.23	\$ 1,689.98
Harrison Township		\$ 3,355.87	\$ 1,673.37	\$ 5,029.24
Logan Township		\$ 579.02	\$ 290.29	\$ 869.31
Mantua Township		\$ 4,620.33	\$ 2,304.36	\$ 6,924.69
Monroe Township		\$ 7,999.00	\$ 3,997.94	\$ 11,996.94
National Park Borough		\$ 2,133.13	\$ 1,065.43	\$ 3,198.56
Newfield Borough		\$ 1,168.02	\$ 585.12	\$ 1,753.14
Paulsboro, Borough of		\$ 1,734.23	\$ 864.65	\$ 2,598.88
Pitman Borough		\$ 1,318.59	\$ 663.69	\$ 1,982.28
South Harrison Township	\$ 1,901.86	\$ 315.40	\$ 157.39	\$ 2,374.65
Swedesboro Borough	\$ 2,790.51	\$ 190.00	\$ 93.29	\$ 3,073.80
Washington Township		\$ 9,941.74	\$ 4,971.52	\$ 14,913.26
Wenonah Borough	\$ 1,811.81	\$ 621.30	\$ 310.14	\$ 2,743.25
West Deptford Township		\$ 8,658.30	\$ 4,328.43	\$ 12,986.73
Westville, Borough of	\$ 4,877.96	\$ 2,227.28	\$ 1,118.57	\$ 8,223.81
Woodbury, City of		\$ 3,818.53	\$ 1,916.76	\$ 5,735.29
Woodbury Heights, Borough of		\$ 1,073.03	\$ 539.57	\$ 1,612.60
Woolwich Township		\$ 1,263.97	\$ 634.35	\$ 1,898.32
Totals	\$ 11,897.22	\$ 81,962.09	\$ 41,007.19	\$ 134,866.50

Drunk Driving Enforcement Fund

Fiscal Year 2004

(Funding Credited July 1, 2003 - June 30, 2004)

Salem County

<u>Municipality</u>	<u>Carryover from previous Fiscal Year(s)</u>	<u>Surcharge Fines Credited</u>	<u>Bottle Tax Revenue Credited</u>	<u>Total Funding Credited</u>
Carney's Point Township Elmer, Borough of		\$ 4,779.92	\$ 2,388.27	\$ 7,168.19
Lower Alloways Creek Township	\$ 4,576.36	\$ 471.67	\$ 238.81	\$ 5,286.84
Penns Grove, Borough of		\$ 2,460.50	\$ 1,224.80	\$ 3,685.30
Pennsville Township		\$ 7,566.78	\$ 3,791.43	\$ 11,358.21
Salem, City of		\$ 2,185.48	\$ 1,093.76	\$ 3,279.24
Woodstown, Borough of	\$ 6,255.22	\$ 687.80	\$ 343.24	\$ 7,286.26
Totals	\$ 10,831.58	\$ 18,152.15	\$ 9,080.31	\$ 38,064.04

DRUNK DRIVING ENFORCEMENT FUND

NEW JERSEY STATE POLICE



FUNDS CREDITED DURING FY 2004

JULY 1, 2003 - JUNE 30, 2004

Drunk Driving Enforcement Fund

Fiscal Year 2004

(Funding Credited July 1, 2003 - June 30, 2004)

New Jersey State Police

<u>County</u>	<u>Carryover from previous Fiscal Year(s)</u>	<u>Surcharge Fines Credited</u>	<u>Bottle Tax Revenue Credited</u>	<u>Total Funding Credited</u>
Atlantic County		\$ 24,646.33	\$ 12,339.25	\$ 36,985.58
Bergen County		\$ 8,018.94	\$ 4,014.70	\$ 12,033.65
Burlington County		\$ 21,924.04	\$ 10,976.33	\$ 32,900.38
Camden County		\$ 21,056.75	\$ 10,542.12	\$ 31,598.87
Cape May County		\$ 12,549.82	\$ 6,283.10	\$ 18,832.93
Cumberland County		\$ 19,792.80	\$ 9,909.32	\$ 29,702.13
Essex County		\$ 8,062.65	\$ 4,036.59	\$ 12,099.24
Gloucester County		\$ 9,946.74	\$ 4,979.86	\$ 14,926.60
Hudson County		\$ 4,605.13	\$ 2,305.57	\$ 6,910.69
Hunterdon County		\$ 11,072.73	\$ 5,543.59	\$ 16,616.32
Mercer County		\$ 10,201.10	\$ 5,107.21	\$ 15,308.31
Middlesex County		\$ 11,727.28	\$ 5,871.29	\$ 17,598.57
Monmouth County		\$ 16,612.65	\$ 8,317.17	\$ 24,929.82
Morris County		\$ 11,531.58	\$ 5,773.31	\$ 17,304.89
Ocean County		\$ 13,990.65	\$ 7,004.46	\$ 20,995.11
Passaic County		\$ 5,850.10	\$ 2,928.87	\$ 8,778.97
Salem County		\$ 11,447.03	\$ 5,730.98	\$ 17,178.01
Somerset County		\$ 5,432.10	\$ 2,719.60	\$ 8,151.70
Sussex County		\$ 6,524.12	\$ 3,266.32	\$ 9,790.43
Union County		\$ 8,296.35	\$ 4,153.59	\$ 12,449.94
Warren County		\$ 8,887.72	\$ 4,449.66	\$ 13,337.37
Totals		\$ 252,176.58	\$ 126,252.90	\$ 378,429.48



