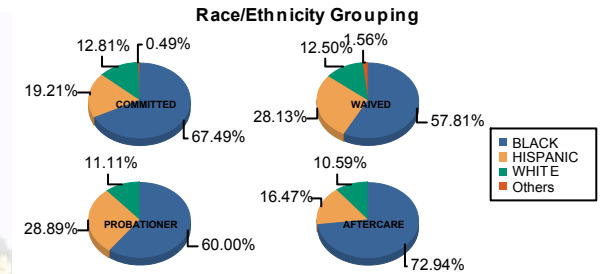




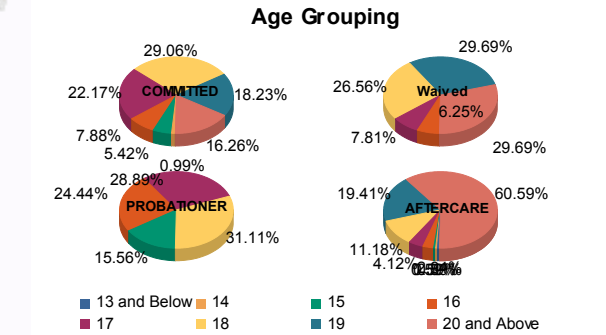
Juvenile Demographics and Statistics

Race/ Ethnicity	COMMITTED		WAIVED		PROBATIONER		AFTERCARE		Total									
	MALE	FEMALE	MALE	FEMALE	MALE	FEMALE	MALE	FEMALE										
BLACK	128	68.45%	9	56.25%	36	57.14%	1	100.00%	26	59.09%	1	100.00%	121	73.78%	3	50.00%	325	67.43%
HISPANIC	38	20.32%	1	6.25%	18	28.57%	0	0.00%	13	29.55%	0	0.00%	27	16.46%	1	16.67%	98	20.33%
WHITE	20	10.70%	6	37.50%	8	12.70%	0	0.00%	5	11.36%	0	0.00%	16	9.76%	2	33.33%	57	11.83%
Others	1	0.53%	0	0.00%	1	1.59%	0	0.00%	0	0.00%	0	0.00%	0	0.00%	0	0.00%	2	0.41%
<b>Total</b>	<b>187</b>	<b>100.00%</b>	<b>16</b>	<b>100.00%</b>	<b>63</b>	<b>100.00%</b>	<b>1</b>	<b>100.00%</b>	<b>44</b>	<b>100.00%</b>	<b>1</b>	<b>100.00%</b>	<b>164</b>	<b>100.00%</b>	<b>6</b>	<b>100.00%</b>	<b>482</b>	<b>100.00%</b>



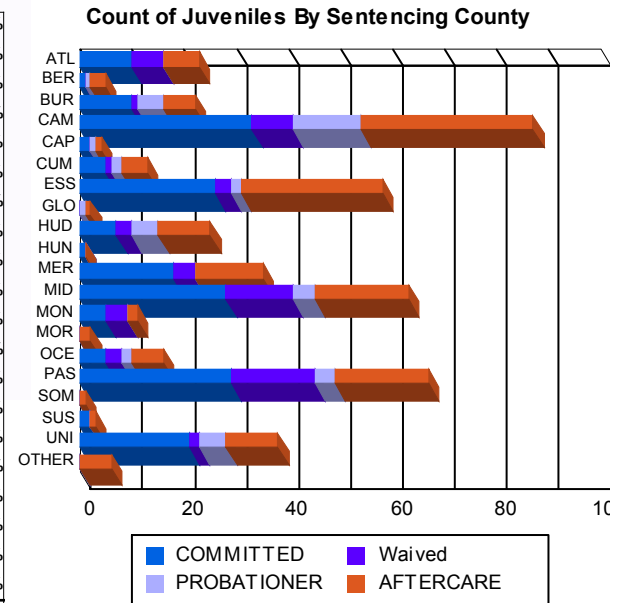
**Age**

Age Group	MALE	FEMALE	MALE	FEMALE	MALE	FEMALE	MALE	FEMALE	MALE	FEMALE	MALE	FEMALE	MALE	FEMALE	Total	Percentage		
13 and Below	0	0.00%	0	0.00%	0	0.00%	0	0.00%	0	0.00%	0	0.00%	1	0.61%	0	0.00%	1	0.21%
14	1	0.53%	1	6.25%	0	0.00%	0	0.00%	0	0.00%	0	0.00%	1	0.61%	0	0.00%	3	0.62%
15	10	5.35%	1	6.25%	0	0.00%	0	0.00%	7	15.91%	0	0.00%	1	0.61%	0	0.00%	19	3.94%
16	16	8.56%	0	0.00%	4	6.35%	0	0.00%	11	25.00%	0	0.00%	4	2.44%	1	16.67%	36	7.47%
17	39	20.86%	6	37.50%	5	7.94%	0	0.00%	12	27.27%	1	100.00%	7	4.27%	0	0.00%	70	14.52%
18	56	29.95%	3	18.75%	17	26.98%	0	0.00%	14	31.82%	0	0.00%	19	11.59%	0	0.00%	109	22.61%
19	37	19.79%	0	0.00%	18	28.57%	1	100.00%	0	0.00%	0	0.00%	33	20.12%	0	0.00%	89	18.46%
20 and Above	28	14.97%	5	31.25%	19	30.16%	0	0.00%	0	0.00%	0	0.00%	98	59.76%	5	83.33%	155	32.16%
<b>Total</b>	<b>187</b>	<b>100.00%</b>	<b>16</b>	<b>100.00%</b>	<b>63</b>	<b>100.00%</b>	<b>1</b>	<b>100.00%</b>	<b>44</b>	<b>100.00%</b>	<b>1</b>	<b>100.00%</b>	<b>164</b>	<b>100.00%</b>	<b>6</b>	<b>100.00%</b>	<b>482</b>	<b>100.00%</b>
<b>Average Age</b>	<b>18.07</b>		<b>17.88</b>		<b>18.83</b>		<b>19.00</b>		<b>16.75</b>		<b>17.00</b>		<b>20.29</b>		<b>21.50</b>		<b>18.84</b>	



**Sentencing County**

County	MALE	FEMALE	MALE	FEMALE	MALE	FEMALE	MALE	FEMALE	MALE	FEMALE	MALE	FEMALE	MALE	FEMALE	Total	Percentage		
ATL	10	5.35%	0	0.00%	6	9.52%	0	0.00%	0	0.00%	0	0.00%	6	3.66%	1	16.67%	23	4.77%
BER	1	0.53%	0	0.00%	0	0.00%	0	0.00%	1	2.27%	0	0.00%	3	1.83%	0	0.00%	5	1.04%
BUR	8	4.28%	2	12.50%	1	1.59%	0	0.00%	5	11.36%	0	0.00%	6	3.66%	0	0.00%	22	4.56%
CAM	32	17.11%	1	6.25%	7	11.11%	1	100.00%	13	29.55%	0	0.00%	32	19.51%	1	16.67%	87	18.05%
CAP	2	1.07%	0	0.00%	0	0.00%	0	0.00%	1	2.27%	0	0.00%	1	0.61%	0	0.00%	4	0.83%
CUM	4	2.14%	1	6.25%	1	1.59%	0	0.00%	2	4.55%	0	0.00%	5	3.05%	0	0.00%	13	2.70%
ESS	26	13.90%	0	0.00%	3	4.76%	0	0.00%	2	4.55%	0	0.00%	26	15.85%	1	16.67%	58	12.03%
GLO	0	0.00%	0	0.00%	0	0.00%	0	0.00%	1	2.27%	0	0.00%	1	0.61%	0	0.00%	2	0.41%
HUD	7	3.74%	0	0.00%	3	4.76%	0	0.00%	5	11.36%	0	0.00%	10	6.10%	0	0.00%	25	5.19%
HUN	1	0.53%	0	0.00%	0	0.00%	0	0.00%	0	0.00%	0	0.00%	0	0.00%	0	0.00%	1	0.21%
MER	17	9.09%	1	6.25%	4	6.35%	0	0.00%	0	0.00%	0	0.00%	12	7.32%	1	16.67%	35	7.26%
MID	24	12.83%	4	25.00%	13	20.63%	0	0.00%	3	6.82%	1	100.00%	18	10.98%	0	0.00%	63	13.07%
MON	5	2.67%	0	0.00%	4	6.35%	0	0.00%	0	0.00%	0	0.00%	2	1.22%	0	0.00%	11	2.28%
MOR	0	0.00%	0	0.00%	0	0.00%	0	0.00%	0	0.00%	0	0.00%	2	1.22%	0	0.00%	2	0.41%
OCE	5	2.67%	0	0.00%	3	4.76%	0	0.00%	2	4.55%	0	0.00%	6	3.66%	0	0.00%	16	3.32%
PAS	25	13.37%	4	25.00%	16	25.40%	0	0.00%	4	9.09%	0	0.00%	17	10.37%	1	16.67%	67	13.90%
SOM	0	0.00%	0	0.00%	0	0.00%	0	0.00%	0	0.00%	0	0.00%	1	0.61%	0	0.00%	1	0.21%
SUS	1	0.53%	1	6.25%	0	0.00%	0	0.00%	0	0.00%	0	0.00%	1	0.61%	0	0.00%	3	0.62%
UNI	19	10.16%	2	12.50%	2	3.17%	0	0.00%	5	11.36%	0	0.00%	9	5.49%	1	16.67%	38	7.88%
OTHER	0	0.00%	0	0.00%	0	0.00%	0	0.00%	0	0.00%	0	0.00%	6	3.66%	0	0.00%	6	1.24%
<b>Total</b>	<b>187</b>	<b>100.00%</b>	<b>16</b>	<b>100.00%</b>	<b>63</b>	<b>100.00%</b>	<b>1</b>	<b>100.00%</b>	<b>44</b>	<b>100.00%</b>	<b>1</b>	<b>100.00%</b>	<b>164</b>	<b>100.00%</b>	<b>6</b>	<b>100.00%</b>	<b>482</b>	<b>100.00%</b>





Juvenile Demographics and Statistics

Current Grade	COMMITTED		WAIVED		PROBATIONER		Total
	MALE	FEMALE	MALE	FEMALE	MALE	FEMALE	
7	2 (1.07%)	1 (6.25%)	0 (0.00%)	0 (0.00%)	0 (0.00%)	0 (0.00%)	3 (0.96%)
8	3 (1.60%)	0 (0.00%)	0 (0.00%)	0 (0.00%)	1 (2.27%)	0 (0.00%)	4 (1.28%)
9	14 (7.49%)	5 (31.25%)	2 (3.17%)	0 (0.00%)	13 (29.55%)	0 (0.00%)	34 (10.90%)
10	30 (16.04%)	2 (12.50%)	8 (12.70%)	0 (0.00%)	10 (22.73%)	0 (0.00%)	50 (16.03%)
11	34 (18.18%)	2 (12.50%)	13 (20.63%)	0 (0.00%)	8 (18.18%)	0 (0.00%)	57 (18.27%)
12	28 (14.97%)	1 (6.25%)	11 (17.46%)	0 (0.00%)	8 (18.18%)	1 (100.00%)	49 (15.71%)
HSG	59 (31.55%)	4 (25.00%)	28 (44.44%)	1 (100.00%)	3 (6.82%)	0 (0.00%)	95 (30.45%)
GED	4 (2.14%)	0 (0.00%)	1 (1.59%)	0 (0.00%)	0 (0.00%)	0 (0.00%)	5 (1.60%)
Others **	13 (6.95%)	1 (6.25%)	0 (0.00%)	0 (0.00%)	1 (2.27%)	0 (0.00%)	15 (4.81%)
<b>Total</b>	<b>187 (100.00%)</b>	<b>16 (100.00%)</b>	<b>63 (100.00%)</b>	<b>1 (100.00%)</b>	<b>44 (100.00%)</b>	<b>1 (100.00%)</b>	<b>312 (100.00%)</b>

\*\* Includes Aged Out Juveniles and Pending Records

Special Education Services

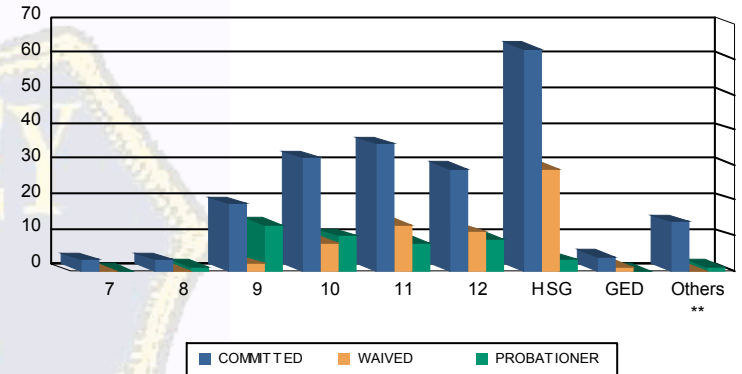
Yes	89 (47.59%)	6 (37.50%)	30 (47.62%)	1 (100.00%)	25 (56.82%)	0 (0.00%)	151 (48.40%)
No	94 (50.27%)	10 (62.50%)	33 (52.38%)	0 (0.00%)	18 (40.91%)	1 (100.00%)	156 (50.00%)
Pending	4 (2.14%)	0 (0.00%)	0 (0.00%)	0 (0.00%)	1 (2.27%)	0 (0.00%)	5 (1.60%)
<b>Total</b>	<b>187 (100.00%)</b>	<b>16 (100.00%)</b>	<b>63 (100.00%)</b>	<b>1 (100.00%)</b>	<b>44 (100.00%)</b>	<b>1 (100.00%)</b>	<b>312 (100.00%)</b>

Offense Categories

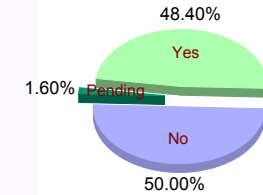
Drug	104 (8.57%)	6 (9.09%)	6 (5.36%)	0 (0.00%)	13 (12.15%)	0 (0.00%)	129 (8.59%)
Persons	342 (28.17%)	15 (22.73%)	63 (56.25%)	1 (100.00%)	29 (27.10%)	1 (50.00%)	451 (30.03%)
Property	207 (17.05%)	12 (18.18%)	8 (7.14%)	0 (0.00%)	15 (14.02%)	0 (0.00%)	242 (16.11%)
Public Order	166 (13.67%)	13 (19.70%)	8 (7.14%)	0 (0.00%)	13 (12.15%)	0 (0.00%)	200 (13.32%)
VOP	244 (20.10%)	13 (19.70%)	9 (8.04%)	0 (0.00%)	27 (25.23%)	1 (50.00%)	294 (19.57%)
Weapons	142 (11.70%)	7 (10.61%)	18 (16.07%)	0 (0.00%)	7 (6.54%)	0 (0.00%)	174 (11.58%)
Others Offenses	9 (0.74%)	0 (0.00%)	0 (0.00%)	0 (0.00%)	3 (2.80%)	0 (0.00%)	12 (0.80%)
<b>Total *</b>	<b>1,214 (100.00%)</b>	<b>66 (100.00%)</b>	<b>112 (100.00%)</b>	<b>1 (100.00%)</b>	<b>107 (100.00%)</b>	<b>2 (100.00%)</b>	<b>1,502 (100.00%)</b>

\* Juveniles may have multiple offenses

Current Grade



Special Education



Offense Categories

