

(Ⓜ) US Markets are closed

S&P 500

2,749.48
-15.83 (-0.57%)

Dow 30

24,758.12
-248.91 (-1.00%)

Nasdaq

7,496.81
-14.20 (-0.19%)



American States Water Company (AWR)

NYSE - NYSE Delayed Price. Currency in USD

☆ Add to watchlist

Quote Lookup



53.00 -0.02 (-0.04%) **53.00** 0.00 (0.00%)

At close: 4:02PM EDT

After hours: 4:49PM EDT

- [Summary](#) [Chart](#) [Conversations](#) [Statistics](#) [Profile](#) [Financials](#) [Options](#) [Holders](#) [Historical Data](#) [Analysts](#) [Sustainability](#) NEW

Currency in USD

Earnings Estimate

	Current Qtr. (Mar 2018)	Next Qtr. (Jun 2018)	Current Year (2018)	Next Year (2019)
No. of Analysts	4	4	5	5
Avg. Estimate	0.34	0.49	1.81	1.91
Low Estimate	0.33	0.46	1.75	1.85
High Estimate	0.36	0.53	1.88	1.98
Year Ago EPS	0.34	0.48	1.77	1.81

Revenue Estimate

	Current Qtr. (Mar 2018)	Next Qtr. (Jun 2018)	Current Year (2018)	Next Year (2019)
No. of Analysts	3	3	5	5
Avg. Estimate	92.84M	118.19M	445.27M	463M
Low Estimate	81.28M	113.27M	438M	449.83M
High Estimate	101M	125.29M	452M	478M
Year Ago Sales	98.81M	113.19M	440.6M	445.27M
Sales Growth (year/est)	-6.00%	4.40%	1.10%	4.00%

Earnings History

	3/30/2017	6/29/2017	9/29/2017	12/30/2017
EPS Est.	0.32	0.45	0.59	0.37
EPS Actual	0.34	0.48	0.57	0.38
Difference	0.02	0.03	-0.02	0.01
Surprise %	6.30%	6.70%	-3.40%	2.70%

EPS Trend

	Current Qtr. (Mar 2018)	Next Qtr. (Jun 2018)	Current Year (2018)	Next Year (2019)
Current Estimate	0.34	0.49	1.81	1.91
7 Days Ago	0.35	0.47	1.79	1.89
30 Days Ago	0.38	0.47	1.79	1.9
60 Days Ago	0.38	0.47	1.79	1.9

People Also Watch

Symbol	Last Price	Change	% Change
CWT California Water Service Group	37.10	-0.50	-1.33%
SJW SJW Group (DE)	54.38	+0.21	+0.39%
CTWS Connecticut Water Service, Inc.	52.57	+0.38	+0.73%
MSEX Middlesex Water Company	35.70	-0.40	-1.11%
WTR Aqua America, Inc.	33.71	+0.10	+0.30%

Recommendation Trends >

- Strong Buy
- Buy
- Hold
- Underperform
- Sell

Recommendation Rating >

3.4



90 Days Ago 0.38 0.47 1.79 1.9

ROE and ROR Analysis for New Jersey-American Water Co..
Zacks, Yahoo! Finance, Value Line source pages

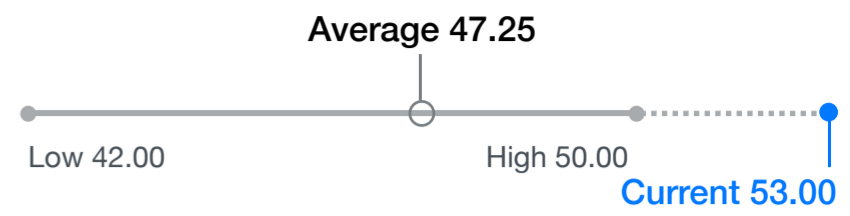
EPS Revisions	Current Qtr. (Mar 2018)	Next Qtr. (Jun 2018)	Current Year (2018)	Next Year (2019)
Up Last 7 Days	N/A	N/A	N/A	N/A
Up Last 30 Days	N/A	N/A	1	1
Down Last 7 Days	N/A	N/A	N/A	N/A
Down Last 30 Days	1	1	1	1

Growth Estimates	AWR	Industry	Sector	S&P 500
Current Qtr.	N/A	N/A	N/A	0.36
Next Qtr.	2.10%	N/A	N/A	0.37
Current Year	2.30%	N/A	N/A	0.20
Next Year	5.50%	N/A	N/A	0.10
Next 5 Years (per annum)	4.00%	N/A	N/A	0.12
Past 5 Years (per annum)	4.59%	N/A	N/A	N/A

1 Strong Buy 2 Buy 3 Hold 4 Under-perform 5 Sell

Docket No. WR17090985
MFG Workpapers, Page 10 of 32

Analyst Price Targets (4) >



Upgrades & Downgrades >

- Initiated** UBS: to Sell 3/8/2018
- Downgrade** Wells Fargo: Market Perform to Underperform 12/18/2017
- Upgrade** Janney Capital: to Neutral 8/5/2016
- Upgrade** Ladenburg Thalmann: to Neutral 5/11/2016
- Initiated** Barclays: to Underweight 1/4/2016
- Downgrade** Janney Capital: to Sell 10/16/2015

[More Upgrades & Downgrades](#)

[Yahoo Small Business](#)

[Data Disclaimer](#) [Help](#) [Suggestions](#)
[Privacy](#) [About Our Ads](#) [Terms \(Updated\)](#)



● Yahoo Finance
● An Oath brand



ROE and P/B Analysis for New Jersey-American Water Co..
Zacks, Yahoo! Finance, Value Line source pages

Search for news, symbols or companies

Search

Sign in

Docket No. WR1709985
MFG Workpapers, Page 11 of 32

Finance Home Watchlists My Portfolio My Screeners Markets Industries Personal Finance Technology

US Markets are closed

S&P 500

2,749.48
-15.83 (-0.57%)

Dow 30

24,758.12
-248.91 (-1.00%)

Nasdaq

7,496.81
-14.20 (-0.19%)

American Water Works Company, Inc. (AWK)

NYSE - NYSE Delayed Price. Currency in USD

Add to watchlist

Quote Lookup

81.20 +0.45 (+0.56%) **81.08** -0.11 (-0.13%)

At close: 4:03PM EDT

After hours: 4:11PM EDT

Summary Chart Conversations Statistics Profile Financials Options Holders Historical Data **Analysts** Sustainability NEW

Currency in USD

Earnings Estimate	Current Qtr. (Mar 2018)	Next Qtr. (Jun 2018)	Current Year (2018)	Next Year (2019)
No. of Analysts	12	12	16	14
Avg. Estimate	0.54	0.83	3.27	3.53
Low Estimate	0.45	0.74	3.2	3.45
High Estimate	0.57	0.92	3.4	3.7
Year Ago EPS	0.52	0.73	3.05	3.27

Revenue Estimate	Current Qtr. (Mar 2018)	Next Qtr. (Jun 2018)	Current Year (2018)	Next Year (2019)
No. of Analysts	9	9	13	12
Avg. Estimate	736.34M	851.22M	3.43B	3.63B
Low Estimate	614.05M	806.09M	3.27B	3.46B
High Estimate	795.3M	916.1M	3.63B	4.04B
Year Ago Sales	756M	844M	3.36B	3.43B
Sales Growth (year/est)	-2.60%	0.90%	2.10%	6.10%

Earnings History	3/30/2017	6/29/2017	9/29/2017	12/30/2017
EPS Est.	0.53	0.79	1.08	0.66
EPS Actual	0.52	0.73	1.08	0.69
Difference	-0.01	-0.06	0	0.03
Surprise %	-1.90%	-7.60%	0.00%	4.50%

EPS Trend	Current Qtr. (Mar 2018)	Next Qtr. (Jun 2018)	Current Year (2018)	Next Year (2019)
Current Estimate	0.54	0.83	3.27	3.53
7 Days Ago	0.54	0.83	3.27	3.54
30 Days Ago	0.54	0.84	3.28	3.53

People Also Watch

Symbol	Last Price	Change	% Change
WTR Aqua America, Inc.	33.71	+0.10	+0.30%
AWR American States Water Company	53.00	-0.02	-0.04%
CWT California Water Service Group	37.10	-0.50	-1.33%
MSEX Middlesex Water Company	35.70	-0.40	-1.11%
CTWS Connecticut Water Service, Inc.	52.57	+0.38	+0.73%

Recommendation Trends >

- Strong Buy
- Buy
- Hold
- Underperform
- Sell

Recommendation Rating >

2.4

60 Days Ago	0.57	0.83	3.29	3.54
90 Days Ago	0.57	0.84	3.29	3.54

ROE and ROR Analysis for New Jersey-American Water Co..
Zacks, Yahoo! Finance, Value Line source pages


EPS Revisions	Current Qtr. (Mar 2018)	Next Qtr. (Jun 2018)	Current Year (2018)	Next Year (2019)
Up Last 7 Days	N/A	N/A	N/A	N/A
Up Last 30 Days	N/A	2	N/A	N/A
Down Last 7 Days	N/A	N/A	N/A	N/A
Down Last 30 Days	N/A	N/A	N/A	N/A

Growth Estimates	AWK	Industry	Sector	S&P 500
Current Qtr.	3.80%	N/A	N/A	0.36
Next Qtr.	13.70%	N/A	N/A	0.37
Current Year	7.20%	N/A	N/A	0.20
Next Year	8.00%	N/A	N/A	0.10
Next 5 Years (per annum)	8.20%	N/A	N/A	0.12
Past 5 Years (per annum)	12.73%	N/A	N/A	N/A

1 Strong Buy 2 Buy 3 Hold 4 Under-perform 5 Sell

Docket No. WR17090985
MFG Workpapers, Page 12 of 32

Analyst Price Targets (12) >



Upgrades & Downgrades >

Initiated	UBS: to Buy	3/8/2018
↑ Upgrade	Wells Fargo: Market Perform to Outperform	2/26/2018
↓ Downgrade	Bank of America: Buy to Neutral	1/11/2018
↓ Downgrade	Guggenheim: Buy to Neutral	1/2/2018
↓ Downgrade	Janney Capital: Buy to Neutral	11/3/2017
↓ Downgrade	Baird: to Neutral	4/26/2017

[More Upgrades & Downgrades](#)

[Yahoo Small Business](#)

[Data Disclaimer](#) [Help](#) [Suggestions](#)
[Privacy](#) [About Our Ads](#) [Terms \(Updated\)](#)



● Yahoo Finance
● An Oath brand

(⌵) US Markets are closed

S&P 500

2,749.48
-15.83 (-0.57%)

Dow 30

24,758.12
-248.91 (-1.00%)

Nasdaq

7,496.81
-14.20 (-0.19%)



Aqua America, Inc. (WTR)

NYSE - NYSE Delayed Price. Currency in USD

★ Add to watchlist

Quote Lookup



33.71 +0.10 (+0.30%) **33.71** 0.00 (0.00%)

At close: 4:02PM EDT

After hours: 4:46PM EDT

- Summary
- Chart
- Conversations
- Statistics
- Profile
- Financials
- Options
- Holdings
- Historical Data
- Analysts**
- Sustainability NEW

Currency in USD

Earnings Estimate	Current Qtr. (Mar 2018)	Next Qtr. (Jun 2018)	Current Year (2018)	Next Year (2019)
No. of Analysts	8	8	9	9
Avg. Estimate	0.29	0.36	1.4	1.5
Low Estimate	0.28	0.35	1.38	1.45
High Estimate	0.3	0.38	1.42	1.58
Year Ago EPS	0.28	0.34	1.36	1.4

Revenue Estimate	Current Qtr. (Mar 2018)	Next Qtr. (Jun 2018)	Current Year (2018)	Next Year (2019)
No. of Analysts	6	6	9	8
Avg. Estimate	193.19M	214.71M	863.58M	917.16M
Low Estimate	171.67M	205.33M	825.71M	860.71M
High Estimate	207M	224.2M	926.8M	989.7M
Year Ago Sales	187.79M	203.42M	809.52M	863.58M
Sales Growth (year/est)	2.90%	5.60%	6.70%	6.20%

Earnings History	3/30/2017	6/29/2017	9/29/2017	12/30/2017
EPS Est.	0.3	0.34	0.43	0.31
EPS Actual	0.28	0.34	0.43	0.32
Difference	-0.02	0	0	0.01
Surprise %	-6.70%	0.00%	0.00%	3.20%

EPS Trend	Current Qtr. (Mar 2018)	Next Qtr. (Jun 2018)	Current Year (2018)	Next Year (2019)
Current Estimate	0.29	0.36	1.4	1.5
7 Days Ago	0.29	0.36	1.41	1.51
30 Days Ago	0.29	0.38	1.44	1.54

People Also Watch

Symbol	Last Price	Change	% Change
AWR American States Water Company	53.00	-0.02	-0.04%
CWT California Water Service Group	37.10	-0.50	-1.33%
AWK American Water Works Company, I	81.20	+0.45	+0.56%
SJW SJW Group (DE)	54.38	+0.21	+0.39%
CWCO Consolidated Water Co. Ltd. - O	13.85	+0.35	+2.59%

Recommendation Trends >

- Strong Buy
- Buy
- Hold
- Underperform
- Sell

Recommendation Rating >

2.4

60 Days Ago	0.29	0.38	1.44	1.54
90 Days Ago	0.29	0.38	1.44	1.53

ROE and ROR Analysis for New Jersey-American Water Co..
Zacks, Yahoo! Finance, Value Line source pages

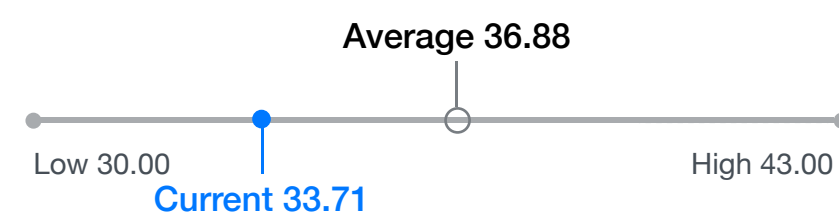
EPS Revisions	Current Qtr. (Mar 2018)	Next Qtr. (Jun 2018)	Current Year (2018)	Next Year (2019)
Up Last 7 Days	1	N/A	N/A	N/A
Up Last 30 Days	1	N/A	N/A	N/A
Down Last 7 Days	N/A	N/A	N/A	N/A
Down Last 30 Days	N/A	1	2	2

Growth Estimates	WTR	Industry	Sector	S&P 500
Current Qtr.	3.60%	N/A	N/A	0.36
Next Qtr.	5.90%	N/A	N/A	0.37
Current Year	2.90%	N/A	N/A	0.20
Next Year	7.10%	N/A	N/A	0.10
Next 5 Years (per annum)	5.00%	N/A	N/A	0.12
Past 5 Years (per annum)	6.82%	N/A	N/A	N/A

1 Strong Buy 2 Buy 3 Hold 4 Underperform 5 Sell

Docket No. WR17090985
MFG Workpapers, Page 14 of 32

Analyst Price Targets (8) >



Upgrades & Downgrades >

Initiated	UBS: to Neutral	3/8/2018
↓ Downgrade	Wells Fargo: Outperform to Market Perform	2/26/2018
↑ Upgrade	Hilliard Lyons: Underperform to Neutral	12/21/2017
↑ Upgrade	Wells Fargo: Market Perform to Outperform	10/19/2017
↑ Upgrade	Barclays: to Overweight	3/17/2017
Initiated	Baird: to Neutral	10/14/2016

[More Upgrades & Downgrades](#)

[Yahoo Small Business](#)

[Data Disclaimer](#) [Help](#) [Suggestions](#)
[Privacy](#) [About Our Ads](#) [Terms \(Updated\)](#)



● Yahoo Finance
● An Oath brand

(⌂) US Markets are closed

S&P 500

2,749.48
-15.83 (-0.57%)

Dow 30

24,758.12
-248.91 (-1.00%)

Nasdaq

7,496.81
-14.20 (-0.19%)



California Water Service Group (CWT)

NYSE - NYSE Delayed Price. Currency in USD

☆ Add to watchlist

Quote Lookup



37.10 -0.50 (-1.33%) **37.10** 0.00 (0.00%)

At close: 4:02PM EDT

After hours: 4:49PM EDT

- Summary
- Chart
- Conversations
- Statistics
- Profile
- Financials
- Options
- Holdings
- Historical Data
- Analysts**
- Sustainability NEW

Currency in USD

Earnings Estimate	Current Qtr. (Mar 2018)	Next Qtr. (Jun 2018)	Current Year (2018)	Next Year (2019)
No. of Analysts	6	6	7	7
Avg. Estimate	0.05	0.36	1.44	1.52
Low Estimate	0.02	0.31	1.38	1.45
High Estimate	0.09	0.4	1.5	1.6
Year Ago EPS	0.02	0.39	1.4	1.44

Revenue Estimate	Current Qtr. (Mar 2018)	Next Qtr. (Jun 2018)	Current Year (2018)	Next Year (2019)
No. of Analysts	2	3	5	6
Avg. Estimate	113.45M	178.47M	686.22M	712.91M
Low Estimate	99.9M	169.22M	666.03M	691.03M
High Estimate	127M	188.2M	711.1M	748.2M
Year Ago Sales	122.04M	171.13M	666.89M	686.22M
Sales Growth (year/est)	-7.00%	4.30%	2.90%	3.90%

Earnings History	3/30/2017	6/29/2017	9/29/2017	12/30/2017
EPS Est.	0.05	0.32	0.68	0.22
EPS Actual	0.02	0.39	0.7	0.29
Difference	-0.03	0.07	0.02	0.07
Surprise %	-60.00%	21.90%	2.90%	31.80%

EPS Trend	Current Qtr. (Mar 2018)	Next Qtr. (Jun 2018)	Current Year (2018)	Next Year (2019)
Current Estimate	0.05	0.36	1.44	1.52
7 Days Ago	0.05	0.36	1.43	1.51
30 Days Ago	0.07	0.37	1.42	1.5

People Also Watch

Symbol	Last Price	Change	% Change
AWR American States Water Company	53.00	-0.02	-0.04%
SJW SJW Group (DE)	54.38	+0.21	+0.39%
CTWS Connecticut Water Service, Inc.	52.57	+0.38	+0.73%
MSEX Middlesex Water Company	35.70	-0.40	-1.11%
CWCO Consolidated Water Co. Ltd. - O	13.85	+0.35	+2.59%

Recommendation Trends >

- Strong Buy
- Buy
- Hold
- Underperform
- Sell

Recommendation Rating >

3.4

60 Days Ago	0.07	0.37	1.42	1.5
90 Days Ago	0.07	0.37	1.42	1.5

ROE and ROR Analysis for New Jersey-American Water Co..
Zacks, Yahoo! Finance, Value Line source pages

EPS Revisions	Current Qtr. (Mar 2018)	Next Qtr. (Jun 2018)	Current Year (2018)	Next Year (2019)
Up Last 7 Days	N/A	N/A	4	4
Up Last 30 Days	N/A	N/A	4	4
Down Last 7 Days	N/A	N/A	N/A	N/A
Down Last 30 Days	2	N/A	1	1

Growth Estimates	CWT	Industry	Sector	S&P 500
Current Qtr.	150.00%	N/A	N/A	0.36
Next Qtr.	-7.70%	N/A	N/A	0.37
Current Year	2.90%	N/A	N/A	0.20
Next Year	5.60%	N/A	N/A	0.10
Next 5 Years (per annum)	9.80%	N/A	N/A	0.12
Past 5 Years (per annum)	2.50%	N/A	N/A	N/A

1 Strong Buy 2 Buy 3 Hold 4 Underperform 5 Sell

Docket No. WR17090985
MFG Workpapers, Page 16 of 32

Upgrades & Downgrades >

Initiated	UBS: to Sell	3/8/2018
↓ Downgrade	Wells Fargo: to Underperform	2/24/2017
Initiated	Macquarie: to Neutral	1/18/2017
↓ Downgrade	Barclays: to Underweight	10/28/2016
Initiated	Baird: to Neutral	10/14/2016
↓ Downgrade	Janney Capital: to Neutral	4/19/2016

[More Upgrades & Downgrades](#)

[Yahoo Small Business](#)

[Data Disclaimer](#) [Help](#) [Suggestions](#)
[Privacy](#) [About Our Ads](#) [Terms \(Updated\)](#)



● Yahoo Finance
● An Oath brand



ROE and P/B Analysis for New Jersey-American Water Co..
Zacks, Yahoo! Finance, Value Line source pages

Search for news, symbols or companies

Search

Sign in

Docket No. WR17090985
MFG Workpapers, Page 17 of 32

Finance Home Watchlists My Portfolio My Screeners Markets Industries Personal Finance Technology

US Markets are closed

S&P 500
2,749.48
-15.83 (-0.57%)

Dow 30
24,758.12
-248.91 (-1.00%)

Nasdaq
7,496.81
-14.20 (-0.19%)

Connecticut Water Service, Inc. (CTWS)

NasdaqGS - NasdaqGS Real Time Price. Currency in USD

Add to watchlist

Quote Lookup

52.57 +0.38 (+0.73%) **52.57** 0.00 (0.00%)

At close: 4:00PM EDT

After hours: 4:49PM EDT

Summary Chart Conversations Statistics Profile Financials Options Holders Historical Data **Analysts** Sustainability NEW

Currency in USD

Earnings Estimate	Current Qtr. (Dec 2017)	Next Qtr. (Mar 2018)	Current Year (2017)	Next Year (2018)
No. of Analysts	3	1	3	3
Avg. Estimate	0.15	0.38	2.14	2.23
Low Estimate	0.07	0.38	2.05	2.04
High Estimate	0.21	0.38	2.2	2.35
Year Ago EPS	0.07	0.36	2.08	2.14

Revenue Estimate	Current Qtr. (Dec 2017)	Next Qtr. (Mar 2018)	Current Year (2017)	Next Year (2018)
No. of Analysts	2	1	3	3
Avg. Estimate	22.7M	18.89M	105.25M	112.07M
Low Estimate	22.39M	18.89M	104.55M	109.7M
High Estimate	23M	18.89M	106M	114.51M
Year Ago Sales	21.58M	22.46M	98.67M	105.25M
Sales Growth (year/est)	5.20%	-15.90%	6.70%	6.50%

Earnings History	12/30/2016	3/30/2017	6/29/2017	9/29/2017
EPS Est.	0.11	0.37	0.76	0.93
EPS Actual	0.07	0.36	0.73	0.9
Difference	-0.04	-0.01	-0.03	-0.03
Surprise %	-36.40%	-2.70%	-3.90%	-3.20%

EPS Trend	Current Qtr. (Dec 2017)	Next Qtr. (Mar 2018)	Current Year (2017)	Next Year (2018)
Current Estimate	0.15	0.38	2.14	2.23
7 Days Ago	0.14	0	2.13	2.2
30 Days Ago	0.14	0	2.13	2.2

People Also Watch

Symbol	Last Price	Change	% Change
MSEX Middlesex Water Company	35.70	-0.40	-1.11%
SJW SJW Group (DE)	54.38	+0.21	+0.39%
ARTNA Artesian Resources Corporation	35.00	-0.12	-0.34%
CWT California Water Service Group	37.10	-0.50	-1.33%
YORW The York Water Company	30.25	-0.25	-0.82%

Recommendation Trends >

- Strong Buy
- Buy
- Hold
- Underperform
- Sell

Recommendation Rating >

3

60 Days Ago	0.14	0	2.13	2.2
90 Days Ago	0.14	0	2.13	2.2

ROE and ROR Analysis for New Jersey-American Water Co..
Zacks, Yahoo! Finance, Value Line source pages

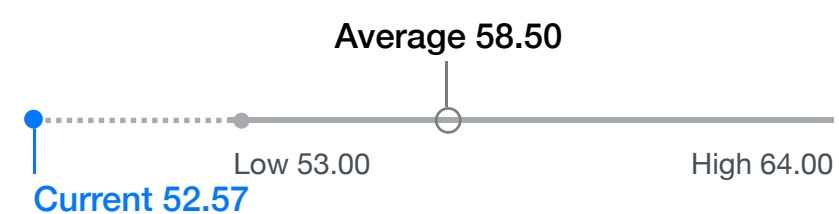
EPS Revisions	Current Qtr. (Dec 2017)	Next Qtr. (Mar 2018)	Current Year (2017)	Next Year (2018)
Up Last 7 Days	N/A	N/A	N/A	N/A
Up Last 30 Days	N/A	N/A	N/A	N/A
Down Last 7 Days	N/A	N/A	N/A	N/A
Down Last 30 Days	N/A	N/A	N/A	N/A

Growth Estimates	CTWS	Industry	Sector	S&P 500
Current Qtr.	114.30%	N/A	N/A	0.36
Next Qtr.	5.60%	N/A	N/A	0.37
Current Year	2.90%	N/A	N/A	0.20
Next Year	4.20%	N/A	N/A	0.10
Next 5 Years (per annum)	6.00%	N/A	N/A	0.12
Past 5 Years (per annum)	7.44%	N/A	N/A	N/A

1 Strong Buy 2 Buy 3 Hold 4 Under-perform 5 Sell

Docket No. WR17090985
MFG Workpapers, Page 18 of 32

Analyst Price Targets (2) >



Upgrades & Downgrades >

Initiated	UBS: to Neutral	3/8/2018
Initiated	Barclays: to Equal-Weight	9/6/2016
↑ Upgrade	Wells Fargo: to Outperform	5/15/2015
↓ Downgrade	Hilliard Lyons: to Long-Term Buy	1/21/2014
Initiated	Hilliard Lyons: to Buy	8/26/2013
Initiated	Hilliard Lyons: to Buy	8/15/2013

[More Upgrades & Downgrades](#)

[Yahoo Small Business](#)

[Data Disclaimer](#) [Help](#) [Suggestions](#)
[Privacy](#) [About Our Ads](#) [Terms \(Updated\)](#)



● Yahoo Finance
● An Oath brand

(=) US Markets are closed

S&P 500 2,749.48 -15.83 (-0.57%)	Dow 30 24,758.12 -248.91 (-1.00%)	Nasdaq 7,496.81 -14.20 (-0.19%)
---	--	--

Middlesex Water Company (MSEX)

NasdaqGS - NasdaqGS Real Time Price. Currency in USD

[Add to watchlist](#)

Quote Lookup

35.70 -0.40 (-1.11%) **35.70** 0.00 (0.00%)

At close: 4:00PM EDT

After hours: 4:49PM EDT

- Summary
- Chart
- Conversations
- Statistics
- Profile
- Financials
- Options
- Holders
- Historical Data
- Analysts**
- Sustainability NEW

Currency in USD

Earnings Estimate

	Current Qtr. (Mar 2018)	Next Qtr. (Jun 2018)	Current Year (2018)	Next Year (2019)
No. of Analysts	1	1	1	1
Avg. Estimate	0.27	0.38	1.55	1.6
Low Estimate	0.27	0.38	1.55	1.6
High Estimate	0.27	0.38	1.55	1.6
Year Ago EPS	0.27	0.33	1.38	1.55

Revenue Estimate

	Current Qtr. (Mar 2018)	Next Qtr. (Jun 2018)	Current Year (2018)	Next Year (2019)
No. of Analysts	1	1	1	1
Avg. Estimate	30M	34M	136M	139M
Low Estimate	30M	34M	136M	139M
High Estimate	30M	34M	136M	139M
Year Ago Sales	30.13M	33.01M	130.78M	136M
Sales Growth (year/est)	-0.40%	3.00%	4.00%	2.20%

Earnings History

	3/30/2017	6/29/2017	9/29/2017	12/30/2017
EPS Est.	0.31	0.38	0.55	0.33
EPS Actual	0.27	0.33	0.46	0.32
Difference	-0.04	-0.05	-0.09	-0.01
Surprise %	-12.90%	-13.20%	-16.40%	-3.00%

EPS Trend

	Current Qtr. (Mar 2018)	Next Qtr. (Jun 2018)	Current Year (2018)	Next Year (2019)
Current Estimate	0.27	0.38	1.55	1.6
7 Days Ago	0.3	0.4	1.71	1.78
30 Days Ago	0.3	0.4	1.71	1.78
60 Days Ago	0.3	0.4	1.71	1.78

People Also Watch

Symbol	Last Price	Change	% Change
CTWS Connecticut Water Service, Inc.	52.57	+0.38	+0.73%
SJW SJW Group (DE)	54.38	+0.21	+0.39%
ARTNA Artesian Resources Corporation	35.00	-0.12	-0.34%
YORW The York Water Company	30.25	-0.25	-0.82%
CWT California Water Service Group	37.10	-0.50	-1.33%

Recommendation Trends >

- Strong Buy
- Buy
- Hold
- Underperform
- Sell

Recommendation Rating >



90 Days Ago 0.3 0.4 1.71 1.78

1 Strong Buy 2 Buy 3 Hold 4 Under-perform 5 Sell

ROE and ROR Analysis for New Jersey-American Water Co..
EPS Revisions

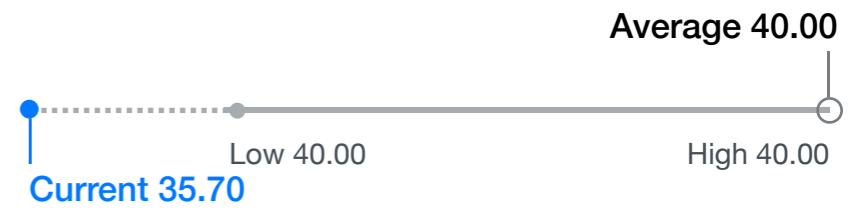
	Next Qtr. (Jun 2018)	Current Year (2018)	Next Year (2019)
Up Last 7 Days	N/A	N/A	N/A
Up Last 30 Days	N/A	N/A	N/A
Down Last 7 Days	N/A	N/A	N/A
Down Last 30 Days	1	1	1

Growth Estimates

	MSEX	Industry	Sector	S&P 500
Current Qtr.	N/A	N/A	N/A	0.36
Next Qtr.	15.20%	N/A	N/A	0.37
Current Year	12.30%	N/A	N/A	0.20
Next Year	3.20%	N/A	N/A	0.10
Next 5 Years (per annum)	2.70%	N/A	N/A	0.12
Past 5 Years (per annum)	5.02%	N/A	N/A	N/A

Docket No. WR17090985
MFG Workpapers, Page 20 of 32

Analyst Price Targets (1) >



Upgrades & Downgrades >

- Initiated** Janney Capital: to Neutral 2/17/2017
- Downgrade** Baird: to Neutral 3/2/2016
- Upgrade** Baird: to Outperform 3/25/2015

Yahoo Small Business

Data Disclaimer Help Suggestions
Privacy About Our Ads Terms (Updated)



Yahoo Finance
An Oath brand



ROE and ROR Analysis for New Jersey-American Water Co..
Zacks, Yahoo! Finance, Value Line source pages

Search for news, symbols or companies

Search

Sign in

Docket No. WR17090985
MFG Workpapers, Page 21 of 32

Finance Home Watchlists My Portfolio My Screeners Markets Industries Personal Finance Technology

US Markets are closed

S&P 500

2,749.48
-15.83 (-0.57%)

Dow 30

24,758.12
-248.91 (-1.00%)

Nasdaq

7,496.81
-14.20 (-0.19%)

SJW Group (SJW)

NYSE - NYSE Delayed Price. Currency in USD

Add to watchlist

Quote Lookup

54.38 +0.21 (+0.39%) **54.38** 0.00 (0.00%)

At close: 4:02PM EDT

After hours: 4:49PM EDT

Summary Chart Conversations Statistics Profile Financials Options Holders Historical Data **Analysts** Sustainability

Currency in USD

Earnings Estimate

	Current Qtr. (Mar 2018)	Next Qtr. (Jun 2018)	Current Year (2018)	Next Year (2019)
No. of Analysts	1	1	1	1
Avg. Estimate	0.19	0.76	2.52	2.72
Low Estimate	0.19	0.76	2.52	2.72
High Estimate	0.19	0.76	2.52	2.72
Year Ago EPS	0.18	0.9	2.46	2.52

Revenue Estimate

	Current Qtr. (Mar 2018)	Next Qtr. (Jun 2018)	Current Year (2018)	Next Year (2019)
No. of Analysts	1	1	1	1
Avg. Estimate	71M	104M	398M	406M
Low Estimate	71M	104M	398M	406M
High Estimate	71M	104M	398M	406M
Year Ago Sales	69.05M	102.07M	389.23M	398M
Sales Growth (year/est)	2.80%	1.90%	2.30%	2.00%

Earnings History

	3/30/2017	6/29/2017	9/29/2017	12/30/2017
EPS Est.	0.22	0.64	0.79	0.44
EPS Actual	0.18	0.9	0.94	0.44
Difference	-0.04	0.26	0.15	0
Surprise %	-18.20%	40.60%	19.00%	0.00%

EPS Trend

	Current Qtr. (Mar 2018)	Next Qtr. (Jun 2018)	Current Year (2018)	Next Year (2019)
Current Estimate	0.19	0.76	2.52	2.72
7 Days Ago	0.19	0.76	2.52	2.72
30 Days Ago	0.23	0.75	2.52	2.73
60 Days Ago	0.23	0.75	2.52	2.73

People Also Watch

Symbol	Last Price	Change	% Change
MSEX Middlesex Water Company	35.70	-0.40	-1.11%
CTWS Connecticut Water Service, Inc.	52.57	+0.38	+0.73%
CWT California Water Service Group	37.10	-0.50	-1.33%
AWR American States Water Company	53.00	-0.02	-0.04%
YORW The York Water Company	30.25	-0.25	-0.82%

Recommendation Trends >

- Strong Buy
- Buy
- Hold
- Underperform
- Sell

Recommendation Rating >



90 Days Ago 0.23 0.75 2.52 2.73

1 Strong Buy 2 Buy 3 Hold 4 Under-perform 5 Sell


ROE and ROR Analysis for New Jersey-American Water Co..
 EPS Revisions: Finance, Value Line, Source pages

	Next Qtr. (Jun 2018)	Current Year (2018)	Next Year (2019)
Up Last 7 Days	N/A	N/A	N/A
Up Last 30 Days	N/A	1	N/A
Down Last 7 Days	N/A	N/A	N/A
Down Last 30 Days	N/A	N/A	N/A

Growth Estimates	SJW	Industry	Sector	S&P 500
Current Qtr.	5.60%	N/A	N/A	0.36
Next Qtr.	-15.60%	N/A	N/A	0.37
Current Year	2.40%	N/A	N/A	0.20
Next Year	7.90%	N/A	N/A	0.10
Next 5 Years (per annum)	14.00%	N/A	N/A	0.12
Past 5 Years (per annum)	31.04%	N/A	N/A	N/A

Docket No. WR17090985
 MFG Workpapers, Page 22 of 32

Analyst Price Targets (1) >



Upgrades & Downgrades >

- ↑ Upgrade** Janney Capital: Neutral to Buy 7/28/2017
- ↑ Upgrade** Baird: to Outperform 2/22/2016
- ↓ Downgrade** Baird: to Neutral 3/25/2015
- ↑ Upgrade** Baird: to Outperform 7/16/2014
- ↓ Downgrade** Janney Capital: to Neutral 8/6/2013
- ↓ Downgrade** Brean Capital: to Hold 8/2/2013

[More Upgrades & Downgrades](#)

[Yahoo Small Business](#)

[Data Disclaimer](#) [Help](#) [Suggestions](#)
[Privacy](#) [About Our Ads](#) [Terms \(Updated\)](#)



● Yahoo Finance
 ● An Oath brand

ROE and ROR Analysis for New Jersey-American Water Co..
Zacks, Yahoo! Finance, Value Line source pages

Search for news, symbols or companies

Search

Sign in

Docket No. WR17090985
MFG Workpapers, Page 23 of 32

US Markets are closed

S&P 500

2,749.48
-15.83 (-0.57%)

Dow 30

24,758.12
-248.91 (-1.00%)

Nasdaq

7,496.81
-14.20 (-0.19%)

The York Water Company (YORW)

NasdaqGS - NasdaqGS Real Time Price. Currency in USD

Add to watchlist

Quote Lookup

30.25 -0.25 (-0.82%) 30.25 0.00 (0.00%)

At close: 4:00PM EDT

After hours: 4:49PM EDT

Summary Chart Conversations Statistics Profile Financials Options Holders Historical Data Analysts Sustainability NEW

Currency in USD

Earnings Estimate	Current Qtr. (Mar 2018)	Next Qtr. (Jun 2018)	Current Year (2018)	Next Year (2019)
No. of Analysts	1	1	1	1
Avg. Estimate	0.22	0.24	1	1.1
Low Estimate	0.22	0.24	1	1.1
High Estimate	0.22	0.24	1	1.1
Year Ago EPS	0.2	0.23	1.01	1

Revenue Estimate	Current Qtr. (Mar 2018)	Next Qtr. (Jun 2018)	Current Year (2018)	Next Year (2019)
No. of Analysts	0	0	1	1
Avg. Estimate	N/A	N/A	50.95M	51.3M
Low Estimate	N/A	N/A	50.95M	51.3M
High Estimate	N/A	N/A	50.95M	51.3M
Year Ago Sales	N/A	N/A	48.59M	50.95M
Sales Growth (year/est)	N/A	N/A	4.90%	0.70%

Earnings History	3/30/2017	6/29/2017	9/29/2017	12/30/2017
EPS Est.	0.19	0.22	0.28	0.25
EPS Actual	0.2	0.23	0.31	0.27
Difference	0.01	0.01	0.03	0.02
Surprise %	5.30%	4.50%	10.70%	8.00%

EPS Trend	Current Qtr. (Mar 2018)	Next Qtr. (Jun 2018)	Current Year (2018)	Next Year (2019)
Current Estimate	0.22	0.24	1	1.1
7 Days Ago	0	0	1	1.05
30 Days Ago	0	0	1	1.05

People Also Watch

Symbol	Last Price	Change	% Change
MSEX Middlesex Water Company	35.70	-0.40	-1.11%
ARTNA Artesian Resources Corporation	35.00	-0.12	-0.34%
CTWS Connecticut Water Service, Inc.	52.57	+0.38	+0.73%
SJW SJW Group (DE)	54.38	+0.21	+0.39%
CWT California Water Service Group	37.10	-0.50	-1.33%

Recommendation Trends >

- Strong Buy
- Buy
- Hold
- Underperform
- Sell

Recommendation Rating >

3

60 Days Ago	0	0	1	1.05
90 Days Ago	0	0	1	1.05

ROE and ROR Analysis for New Jersey-American Water Co..
Zacks, Yahoo! Finance, Value Line source pages

EPS Revisions	Current Qtr. (Mar 2018)	Next Qtr. (Jun 2018)	Current Year (2018)	Next Year (2019)
Up Last 7 Days	N/A	N/A	N/A	1
Up Last 30 Days	N/A	N/A	N/A	1
Down Last 7 Days	N/A	N/A	N/A	N/A
Down Last 30 Days	N/A	N/A	N/A	N/A

Growth Estimates	YORW	Industry	Sector	S&P 500
Current Qtr.	10.00%	N/A	N/A	0.36
Next Qtr.	4.30%	N/A	N/A	0.37
Current Year	-1.00%	N/A	N/A	0.20
Next Year	10.00%	N/A	N/A	0.10
Next 5 Years (per annum)	4.90%	N/A	N/A	0.12
Past 5 Years (per annum)	6.80%	N/A	N/A	N/A

1 Strong Buy 2 Buy 3 Hold 4 Underperform 5 Sell

Docket No. WR17090985

MFG Workpapers, Page 24 of 32

Analyst Price Targets (1) >

Low 27.00 High 27.00

Upgrades & Downgrades >

- ↓ **Downgrade** Hilliard Lyons: to Underperform 4/22/2016
- ↑ **Upgrade** Hilliard Lyons: to Neutral 3/12/2015
- ↓ **Downgrade** Hilliard Lyons: to Underperform 12/30/2014

[Yahoo Small Business](#)

[Data Disclaimer](#) [Help](#) [Suggestions](#)
[Privacy](#) [About Our Ads](#) [Terms \(Updated\)](#)



● **Yahoo Finance**
● **An Oath brand**