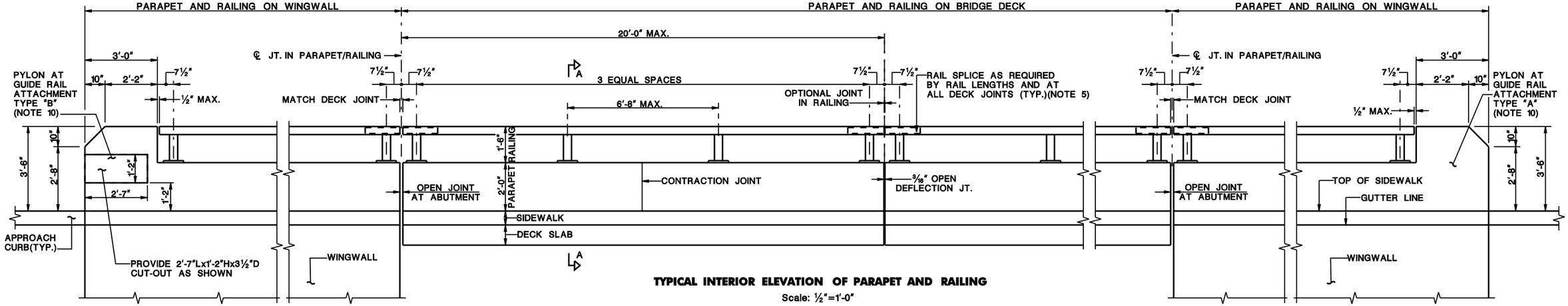

TYPICAL INTERIOR ELEVATION OF PARAPET AND RAILING

Scale: ½"=1'-0"

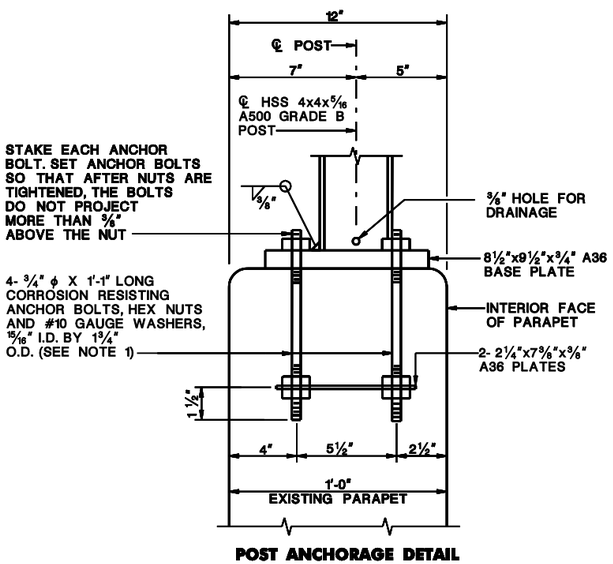

POST ANCHORAGE DETAIL

Scale: 3"=1'-0"

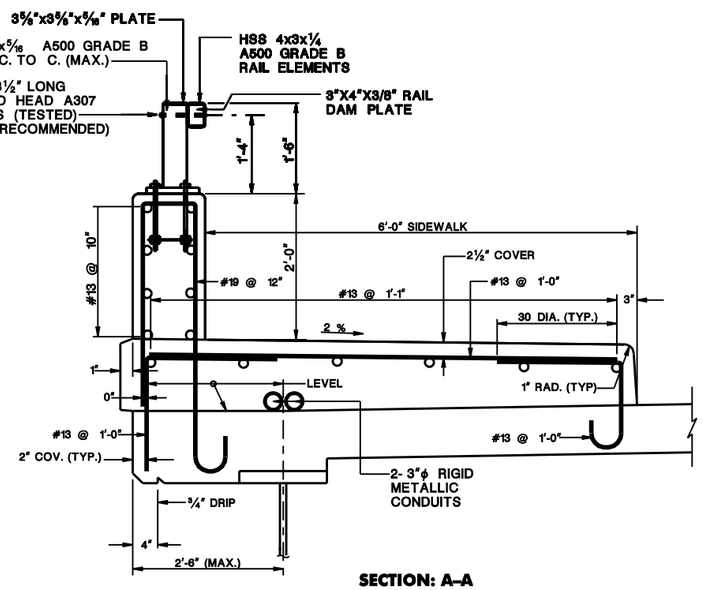

SECTION: A–A

Scale: 1"=1'-0"

NOTES:

1. ENSURE THAT ANCHOR BOLTS ARE ¾"ϕX1'-1" LONG AND TO BE SET BY THE CONTRACTOR WITH 2" OF CLEAR THREADS SET CLEAN.
2. CONFORM WELDING OF POSTS TO BASE PLATES TO THE ANSI/AASHTO/AWS D1.5 BRIDGE WELDING CODE.
3. CONFORM STEEL BOLTS, NUTS, WASHERS TO ASTM A307. CONFORM STRUCTURAL STEEL PLATES AND SHAPES TO ASTM A36 AND GALVANIZED AS PER ASTM A123.
4. DRILL ⅜"ϕ HOLE IN THE POST, ½" ABOVE BASE PLATE FOR DRAINAGE.
5. SPLICE IN THE RAIL IS PERMITTED IN ACCORDANCE WITH BCD-509-4.
6. PROVIDE ⅜"ϕ HOLES EVERY 7' ON BOTTOM OF RAILS FOR DRAINAGE.
7. USE DAM PLATES TO CLOSE ALL OPEN RAILING & POST ENDS. AS AN ALTERNATE DRIVE-IN END CAPS MAY BE USED. WELD END CAPS TO THE RAILS & POST
8. WHERE NECESSARY FOR POST ALIGNMENT, USE SHIM MATERIAL AS APPROVED BY THE RE.
9. ENSURE THAT ALL ANCHOR BOLT HOLES AND SPACES BETWEEN BASE PLATES AND CONCRETE ARE THOROUGHLY CAULKED WITH A COLD POURED JOINT SEALER CONFORMING TO SUBSECTION 914.02 OF NJDOT STANDARD SPECIFICATIONS.
10. FOR GUIDE RAIL ATTACHMENT AND LIP CURB DETAILS, REFER TO CD-609-15.

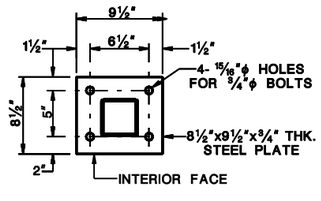

BASE PLATE DETAIL

Scale: 1½"=1'-0"

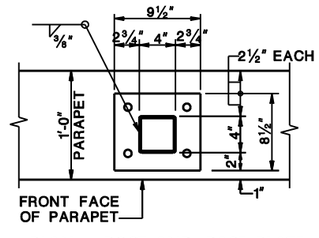

PLAN – POST AND BASE PLATE

Scale: 1½"=1'-0"

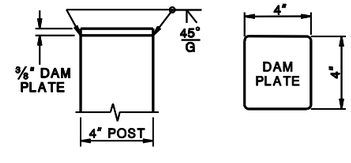

POST DAM PLATE DETAIL

Scale: 3"=1'-0"

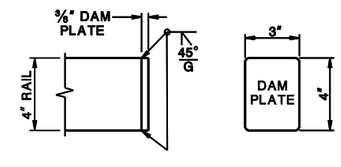

4"x3" RAIL DAM PLATE DETAIL

Scale: 3"=1'-0"

1–RAIL STEEL RAILING

BCD-509-5

NEW JERSEY DEPARTMENT OF TRANSPORTATION
BUREAU OF STRUCTURAL ENGINEERING

BRIDGE CONSTRUCTION DETAILS

142A
146

1–RAIL STEEL RAILING WITH PARAPET AND SIDEWALK

BCD-509-5.1

BDC240-01-ORIGINAL SHEET

pen table=.
scale=.
date=.
ID=.
file=.