

---

# Palmieri

**List Prices  
January 2007**



## Contents

<b>General Information</b>	<b>x</b>
<b>Warranty</b>	<b>xiii</b>
<b>Sample Policy</b>	<b>xv</b>
<b>Order Forms</b>	<b>xv</b>
<b>General</b>	<b>1-3</b>
Miscellaneous	1
Display Towers	2
Card Cabinets	3
<b>Beta</b>	<b>4-9</b>
Display	4
Index Tables	4
Study Carrel Tables	4
Modular Study Carrels	5
Modular Panel Carrels	5
Reference Carrels	6
Panel Reference Carrels	6
PAC Tables	7
PAC Terminals	7
Library Desks	8
Children's Tables	8
Reading Tables	9
<b>Beta II</b>	<b>10-12</b>
Beta II PAC Tables	10
Beta II Study Carrel Tables	10
Beta II Reading Tables	11
<b>Delicato</b>	<b>13-19</b>
Display	13
Index Tables	13
Study Carrel Tables	13
Modular Study Carrels	14
Reference Carrels	15
PAC Tables	16
PAC Terminals	17
Library Desks	17
Reading Tables	18



---

<b>Ronda</b>	<b>20-25</b>
Display	20
Index Tables	20
Study Carrel Tables	21
Modular Study Carrels	21
Reference Carrels	22
PAC Tables	22
Reading Tables	23
<b>Monaco</b>	<b>26-30</b>
Display	26
Index Tables	26
Modular Study Carrels	26
Reference Carrels	27
PAC Tables	27
PAC Terminals	28
Library Desks	28
Reading Tables	29
<b>Empire</b>	<b>31-37</b>
Display	31
Index Tables	31
Study Carrel Tables	32
Modular Study Carrels	32
Modular Panel Carrels	33
Reference Carrels	33
Panel Reference Carrels	34
PAC Tables	34
PAC Terminals	35
Reading Tables	36
<b>Aspen</b>	<b>38-40</b>
Display	38
Index Tables	38
Modular Panel Carrels	38
Panel Reference Carrels	39
PAC Tables	39
Reading Tables	40
<b>Princeton</b>	<b>41-44</b>



Display	41
Index Tables	41
Study Carrel Tables	41
PAC Tables	42
Reading Tables Leg Base	43
Reading Tables Panel Base	44

## Ambassador **45-50**

Display	45
Index Tables	45
Study Carrel Tables	45
Modular Study Carrels	46
Modular Reference Carrels	46
PAC Tables	47
PAC Terminals	47
Reading Tables Leg Base	48
Reading Tables Panel Base	49
Reading Tables Post & Panel	50

## Form **51-55**

Display	51
Study Carrel Tables Leg Base	51
Study Carrel Tables Panel Base	51
PAC Tables Leg Base	52
PAC Tables Panel Base	52
PAC Terminals	53
Reading Tables Leg Base	53
Reading Tables Perforated Panel	54
Reading Tables Veneered Panel	55

## Fusion **56-59**

Display	56
Index Tables	56
Study Carrel Tables	56
Modular Panel Carrels	57
Modular Reference Carrels	57
PAC Tables	58
PAC Terminals	58
Reading Tables	59

## Linear **60-61**



Display	60
Study Carrel Tables	60
PAC Tables	60
PAC Terminals	60
Reading Tables	61

## Vista 62-64

Display	62
Index Tables	62
Modular Panel Carrels	62
PAC Tables	63
Reading Tables	64

## Bannister Collection 65-68

Display	65
Index Tables	65
Study Carrel Tables	65
Modular Study Carrels	66
Reference Carrels	66
PAC Tables	67
Reading Tables	68

## Bridge 69-72

Display	69
Index Tables	69
Study Carrel Tables	69
PAC Tables	70
Reading Tables	71

## Element 73-76

Display	73
Index Tables	73
Study Carrel Tables	73
Modular Study Carrels	74
Modular Reference Carrels	74
PAC Tables	75
PAC Terminals	75
Reading Tables	76



---

Element desk system 77-82

Linx desk system 83-88

Gemini desk system 89-92

Shelving 93-106

Durecon Wood 93  
Durecon Metal 96  
Durecon Low Back Shelving 98  
Options and Accessories 100  
Modification Charges 102  
Components 103  
Picture Book Storage 106  
Big Book Storage 106

End panel for steel shelving 107-124

Beta End Panels 107  
Beta End Panels with Return 109  
Delicato End Panels 111  
Ronda End Panels 113  
Empire End Panels 115  
Aspen End Panels 116  
Princeton End Panels 117  
Vista End Panels 118  
Ambassador End Panels 119  
Bannister Collection End Panels 120  
Element End Panels 121  
Linear End Panels 122  
Form End Panels 123  
Fusion End Panels 124



## Continuous tops for steel shelving 125-130

Beta Continuous Tops	125
Delicato Continuous Tops	126
Ronda Continuous Tops	127
Ambassador Continuous Tops	128
Bannister Continuous Tops	129
Element Continuous Tops	130

## Desk Accessories 131

## Book Trucks 132

## Electrical 133-137

Grommets	133
Management Systems	133
Power Bars	134
PA-20 Systems	135
Telecom Connectors	136
Lighting	137



## Seating

138-151

Lido Chairs	138
Two Position Chairs	138
Empire Chairs	139
Aspen Chairs	139
Ambassador Chairs	139
Princeton Chairs	140
Dover Chairs	140
Providence Chairs	140
Bristol Chairs	141
Avondale Chairs	141
Paris Chairs	141
Paris Swivel Chairs	142
Fusion Chairs	142
Sabrina Chairs	142
Studio Chairs	142
Martin Chairs	143
Hudson Chairs	143
Bannister Chairs	143
Hampton Chairs	143
Boa Chairs	144
Silver Sled Chairs	144
Tibro Swivel Chairs	144
Tibro Chairs	144
Milo Swivel Chairs	145
Milo Chairs	145
Aviator Chairs	145
Traditional Chairs	145
Swivel Chairs	146
Stools	146
Miscellaneous	146
Lounge Tables	147
Leg & Sled Base Loungers	147
Panel Base Loungers	148
Ambassador Lounge Seating	148
Bannister Collection Lounge Seating	148
Aspen Lounge Seating	149
Wild Kingdom Chairs	149



## Wild Kingdom

**152**

Reading Tables

152

## Samples

**153**

Printed Materials

153

Products

154



---

## General Information

### Terms

For authorized dealers the terms are Net 30 days from the date of shipment. Interest of 2% per month (24% per annum) is charged on all overdue accounts. All orders are FOB, Richmond Hill, Ontario plant, unless otherwise specified. All goods remain the property of Palmieri Furniture Limited until paid in full.

### Prices

Prices are subject to change or withdrawal without notice. Specific quotations are available for custom furniture and will remain valid for 60 days unless otherwise noted.

### Taxes

All applicable taxes are extra. Our GST REG No. is R104055066. For Ontario dealers, a current Provincial Sales Tax Exemption form must be on file, otherwise PST will be added.

### Ordering

Minimum purchase of \$100 List required to process order. The following information is required for all orders:

**Catalogue number** - include description of items

#### Quantity

**Prices** - Show unit price and extended price for each item at full list. Any applicable discounts will be deducted from the totals.

**Type of wood** - e.g. birch, oak, maple etc...

**Finish selected** - natural or stain (if custom stain, sample must be provided)

**High pressure plastic laminate** - If none is specified, the matching wood grain pattern is used

#### Upholstery.

#### Steel Paint Finish.

**Date required** - We do our best to meet delivery dates requested, however, we decline any liability or responsibility for delays where information to process orders has not been provided in a timely manner.

**Shipping Instructions.** Please include delivery address, and carrier choice for all orders. Assistance in making delivery arrangements is available from our office. Please call for details. All goods in stock are shipped immediately unless the purchaser specifies that no part of the shipment is to be back ordered. Palmieri does not assume responsibility for shipping costs of any kind whatsoever.

**Custom furniture** - Copies of quotes and any drawings available must be included for any custom furniture orders. Please also indicate if shop drawings are required.

**Electrical accessories** - Include sketches of any furniture showing electrical accessory locations e.g. grommets, keyboards etc...

**Circulation desks** - Include layouts of circulation desk components. This allows for matching of grain patterns where applicable. It is also required for circulation desk orders with continuous tops.



## Colour and Finish Selections

Refer to the Palmieri Colour and Fabric selectors for standard wood finishes, paints, laminates and fabrics. Choices other than standards will be subject to additional charge.

- Laminate add: \$150 net per color. Premium laminate selections will be charged at full cost of purchase in addition to the \$150 surcharge.
- Palmieri standard stains add 10% to the published price.
- Custom stain finishes add \$1000 list per color to the published price. Different wood species offer unique texture and grain. Minor variations in finish color and value may occur due to the natural characteristics of wood. Palmieri endeavors to match samples closely, but does not warrant match unless the buyer is present during the staining process.
- Custom steel finishes other than standard add \$500 net per color.

## Cancellations

Orders cannot be canceled without written confirmation by Palmieri and the dealer. Any costs incurred up to the date of cancellation will be passed on to the dealer. Custom orders are not subject to cancellation under any conditions.

## Change Orders

Changes to orders already in process are subject to a charge covering the cost of making the change. Confirmation of the additional costs is required before the change can be processed. A minimum charge of \$100 LIST will apply.

## Specifications

Specifications in Version 3.0 supersede all other volumes. Palmieri reserve the right to change specifications at any time without notice.

## Shipping

All shipping weights and cubic feet shown are approximate only. Various construction materials and packaging methods may add to the weights given. Palmieri will not assume any liability for variances from the shipping weights or cubic feet shown. Palmieri will not assume responsibility for shipping costs of any kind whatsoever.

## Delivery and Claims

All goods are sold on a FOB our plant basis, therefore Palmieri accepts no liability or responsibility in transit. Any claims must be filed with the transportation company. Notwithstanding the fact that arrangements for shipping may, in certain instances, be made by Palmieri, the carrier through whom such arrangements are made shall not, in any way, be deemed to be employees or agents of Palmieri. **Product will ship at time of completion. Palmieri reserves the right to transfer completed product to storage if a buyer is unable to accept delivery. Any costs incurred for storage will be the buyer's responsibility. Buyer will be responsible for any loss or damage as a result of storage.** Any shipments that exceed 2 hours unloading time may be charged at \$150 LIST per hour. All orders are packed and checked with great care and picked up by freight carriers in perfect condition. If you receive damaged merchandise the following procedure must be followed:

## Visible Damage:



Check for any visible damage to the packaging. If the goods are blanket wrapped, inspect each item carefully when it is being unloaded. If you see any damages they must be noted on the bill of lading when signing for the goods. Any claims must be made within 3 days. Failure to do this will cancel your right to make a claim for damages.

**Concealed Damage:**

All packaged shipments must be inspected within 3 days of receipt of goods. In some cases, the packaging may be in perfect condition but the goods inside may be damaged. If you notice concealed damage a claim must be made with the shipping company within 3 days, to pay for repair or replacement of the goods. Keep the packaging for inspection by the shipping company if requested.

**Short Shipments:**

Please inspect all goods immediately upon receipt. All orders include a Packing List. It is the responsibility of the receiver to confirm when unloading, that all product has been accounted for. No shortage claim will be accepted by Palmieri unless made within 3 days of receipt of goods. Palmieri is not responsible for any product that goes missing or damaged due to warehousing.

## Returns

No Merchandise may be returned for credit or exchange without the written permission of Palmieri. Only standard stocked goods may be returned. Palmieri reserves the right to evaluate and consider what products may be returned. A Copy of the Goods Return Authorization Form must accompany all shipments. A minimum re-stocking charge of 25% shall apply. Return freight must be prepaid.

## Maintenance

**Wood Furniture:**

All wood surfaces should be dusted periodically with a damp cloth. To remove marks or dirt stains a mild detergent can be used. Avoid allowing any excess water to sit on wood surfaces.

**Tables and Desk Tops:**

Plastic laminate surfaces can be cleaned with a non abrasive cleanser. Do not use powdered cleaning solutions as they will scratch the surface.

**Upholstery:**

Vacuuming with a upholstery brush weekly will help keep any upholstery furniture in good condition. For stains or spills, follow the appropriate cleaning code for the fabric selected.



## Warranty

Palmieri Furniture Limited warrants that the Furniture manufactured by them will be free of defects in material and workmanship for a period of **five** (5) years and the Seating manufactured by them will be free of defects in material and workmanship for a period of **two** (2) years.

If a defect in material or workmanship is found during the warranty period it shall be the option of Palmieri Furniture Limited to: (A) repair, or (B) replace the furniture. The replacement or repair of the Furniture or Seating will be at the expense of Palmieri Furniture Limited, provided that it is within the warranty period. If the defect or workmanship cannot be remedied on site, Palmieri Furniture Limited will arrange to have repairs made at the factory. Freight charges are the responsibility of the customer. Palmieri Furniture Limited will assist in any freight arrangements at the customers request.

Palmieri Furniture Limited must be notified as soon as possible of any defects in the Furniture or Seating. Palmieri Furniture Limited will not warrant any claims made unless received within the allotted warranty period. The warranty shall begin on the date of shipment from our warehouse. Warranty work must be approved by authorized personnel of Palmieri Furniture Limited in Richmond Hill, Ontario.

Palmieri Furniture Limited will not warrant any furniture that is not purchased either directly from Palmieri Furniture Limited or an approved Distributor of Palmieri Furniture Limited. A copy of the original purchase order must accompany all claims. This warranty is not transferable.

Defects which, in the judgment of Palmieri Furniture Limited, result from abuse, misuse, improper storage, alterations, unauthorized repairs, environmental conditions, and acts of God will not be covered by this warranty.

Palmieri Furniture Limited does not warrant the matching of colours, stains, textures, grains, and any other variations in material. However, Palmieri Furniture Limited will endeavour to try and match these variations as closely as possible.

This warranty does not apply to any type of seating or furniture that is sold by Palmieri Furniture Limited which is manufactured by others. Palmieri Furniture Limited will endeavour to pass on any warranties given by outside suppliers.

**THIS WARRANTY WILL BE CONSIDERED VOID WITHOUT PALMIERI FURNITURE LIMITED  
EMBOSSSED COMPANY SEAL.**



## UL Listing

Palmieri Furniture Ltd has undergone Underwriter Laboratories tests for safety and has achieved a listing under UL standard QWAZ for office furnishings. Furniture tested and listed include the following” reading tables, computer furniture, study carrels, circulation desks, and all electrical options. Palmieri standard leg plate assemblies and work surfaces have met UL testing for stability, weight distribution, and durability.

The following materials were tested for Surface Burning Characteristic of Building Materials:

Wood Species: Oak, Cherry and Maple

Laminates: Pionite, Nevamar, Wilsonart, and Formica.

**Cores: Particleboard, Lumber Core, Veneer Core, and Medium Density Fibreboard**



## LISTED

To receive UL Labels, you must request  
UL Labels” on your purchase order



## Palmieri Furniture Sample Policy

The following is an outline on how to request and order factory samples.

The Dealer requesting the sample will follow the guidelines below:

1. Issue a Purchase Order for the Samples required.
2. Dealer will receive an Invoice for the Samples ordered.
3. Dealer will pay the Invoice including all shipping and handling charges.

For easy reference please utilize the forms provided by Palmieri when ordering standard table corner samples, miniature shelving units and any color or finish samples offered at the time. (see price book for order forms)

**FULL SIZED SAMPLES** - Will be quoted and discounted from standard list prices. The discount for these samples will be greater than present Dealer discounts.

Samples may not be returned for credit under any condition.

**NOTE:** Any Dealer not authorized to represent Palmieri must refrain from using Palmieri sample or have it returned to Palmieri for discarding.



Notes/Comments:

Notes/Comments:

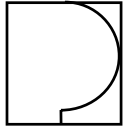
---



Notes/Comments:

---





# Palmieri

1230 Reid Street, Richmond Hill, Ontario. L4B 1C4

Phone 905-731-9300

Fax 905-731-9878

Toll Free: 1-800-413-4440

[www.palmierifurniture.com](http://www.palmierifurniture.com)

## Purchase Order for Sales Samples

P.O.#

Dealer Name:	Ship To:
Contact:	Contact:
Phone #:	Phone #:
Fax #:	Fax #:
E-Mail:	

Send Invoice

1 day

5 days

3 days

Reg. Service

Dealer Fed. Ex. Account Number \_\_\_\_\_

Dealer UPS Account Number \_\_\_\_\_

Catalogue #	Quantity	Description	List Price	Extended \$
-------------	----------	-------------	------------	-------------

SA-801		Stain Sample Set	N/C	
SA-802		Durecon Mini Shelf - No Valance	200.00	
SA-802B		Durecon Mini Shelf - Valance	200.00	
SA-803		Metal Colour Chain	N/C	
SA-804		Beta I Corner Sample	150.00	
SA-805		Beta II Corner Sample	150.00	
SA-807		Delicato Corner Sample	150.00	
SA-808		Ronda Corner Sample	150.00	
SA-809		Empire Corner Sample	150.00	
SA-811		Laminate Chain	N/C	
SA-812		Monaco Corner Sample	150.00	
SA-814		Linear Corner Sample	200.00	
SA-815		Form Corner Sample	200.00	
SA-816		Fusion Corner Sample	200.00	
SA-817		Element Corner	200.00	

Subtotal

\_\_\_\_\_

Less Discount 60%


\_\_\_\_\_

Total

\_\_\_\_\_

Sales Manager's Authorization: \_\_\_\_\_

Inventory Adjusted in Excel by: \_\_\_\_\_



# Palmieri

1230 Reid Street, Richmond Hill, Ontario. L4B 1C4

Phone 905-731-9300

Fax 905-731-9878

Toll Free: 1-800-413-4440

[www.palmierifurniture.com](http://www.palmierifurniture.com)

## Purchase Order for Sales Literature

P.O.#

Dealer Name:	Ship To:
Contact:	Contact:
Phone #:	Phone #:
Fax #:	Fax #:
E-Mail:	

Send Invoice

1 day

5 days

3 days

Reg. Service

Prepay & Charge Freight

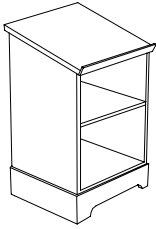
Dealer Fed. Ex. Account Number \_\_\_\_\_

Dealer UPS Account Number \_\_\_\_\_

Catalogue #	Quantity	Description	
SA-699		New Case Studies	N/C
SA-700		Specification Book	N/C
SA-701		Price List	N/C
SA-702		Five Line Brochure	N/C
SA-703		Shelving Brochure	N/C
SA-704		Gemini Brochure	N/C
SA-705		Aspen Brochure	N/C
SA-706		Princeton Brochure	N/C
SA-707		Colour Selector	N/C
SA-708		Fabric Card	N/C
SA-709		Empire Chair Brochure	N/C
SA-710		Lido Chair Brochure	N/C
SA-711		Aspen Chair Brochure	N/C
SA-712		Two Position Chair Brochure	N/C
SA-713		Fusion Brochure	N/C
SA-714		New case studies	N/C
SA-721		Ronda Brochure	N/C
SA-722		Linear Brochure	N/C
SA-723		Element Brochure	N/C
SA-724		Empire Brochure	N/C
SA-725		Monaco Brochure	N/C
SA-726		Ambassador Brochure	N/C
SA-729		Binder Tabs	N/C
SA-810		Palmieri binder	N/C
SA-818		Bridge Brochure	N/C
SA-819		Delicato Brochure	N/C
SA-820		Bannister Brochure	N/C
SA-821		Form Brochure	N/C
SA-822		Vista Brochure	N/C
SA-823		Beta Brochure	N/C
SA-824		Company Profile Brochure	N/C
SA-825		Lyptus Brochure	N/C



# General



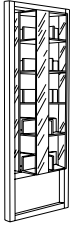
## Miscellaneous

Product #	Description	Pk%	Cf	Lbs	Birch	Oak	Maple	Misc.
G-120-S	Revolving dictionary stand S/F	6	2	14	550.00	394.00	550.00	
G-120-D	Revolving dictionary stand D/F	6	2	16	808.00	549.00	808.00	
G-122	Table lectern	6	3	15	582.00	415.00	582.00	
G-122-A	Adjustable lectern	10	9	75	1489.00	1063.00	1489.00	
G-162	Closed base lectern	10	10	75	2604.00	1861.00	2604.00	
G-904	Mobile teaching board	10	20	125	4741.00	4515.00	4741.00	
G-145	Small conference centre	10	12	180	3805.00	3623.00	3805.00	
G-145-S	Pull-down screen	10		15				605.00
G-145-W	White board in centre panel	10						168.00
G-145-C	Cork board on door faces	10						122.00
G-146	Large conference centre	10	16	240	4438.00	4228.00	4438.00	
G-146-S	Pull down screen	10		20				1057.00
G-146-W	White board in centre panel	10						242.00
G-146-C	Cork board on door faces	10						212.00
G-905-5	5 Drawer large map case	10	33	310	3012.00	2869.00	3012.00	
G-905-10	10 Drawer large map case	10	61	560	5864.00	5586.00	5864.00	
G-154	Map case	10	24	215	5049.00	4810.00	5049.00	
G-155	Display case	10	42	280	5792.00	5532.00	5792.00	
G-155-XL	Fluorescent light	10						718.00
G-506	Information kiosk	10	24	150	3012.00	2869.00	3012.00	
G-506-V	Velcro option cost per panel	10						152.00
G-506-WB	White board option cost per panel	10						228.00
G-116-D	Double sided newspaper rack	10	12	40	2303.00	2194.00	2303.00	
G-395-A	Adult AV browser	10	22	250	4578.00	4359.00	4578.00	
G-395-C	Children's AV browser	10	13	150	3430.00	3265.00	3430.00	

# General

---

<b>Product #</b>	<b>Description</b>	<b>Pk%</b>	<b>Cf</b>	<b>Lbs</b>	<b>Birch</b>	<b>Oak</b>	<b>Maple</b>	<b>Misc.</b>
------------------	--------------------	------------	-----------	------------	--------------	------------	--------------	--------------



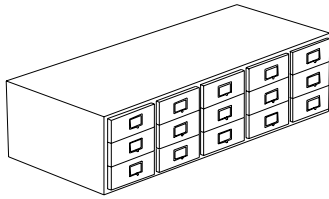
## Display Towers

<b>Product #</b>	<b>Description</b>	<b>Pk%</b>	<b>Cf</b>	<b>Lbs</b>	<b>Birch</b>	<b>Oak</b>	<b>Maple</b>	<b>Misc.</b>
G-502-4	4 Tier display tower	6	6	40	1009.00	962.00	1009.00	
G-502-5	5 Tier display tower	6	6	43	1009.00	962.00	1009.00	
G-502-6	6 Tier display tower	6	6	43	1047.00	998.00	1047.00	
G-502-7	7 Tier display tower	6	6	55	1418.00	1351.00	1418.00	
G-502-8	8 Tier display tower	6	6	55	1746.00	1663.00	1746.00	
G-502-SW	Slotwall display tower	6	2	90	960.00	914.00	960.00	
G-502-SW-PL	Plastic laminate slotwall tower	6	2	90	1063.00	1063.00	1063.00	
G-502-SWS-8	Slot wall display shelf 8"	6	0.1	1				55.00
G-502-SWS-16	Slot wall display shelf 16"	6	0.2	1.5				80.00
G-502-SWS-32	Slot wall display shelf 32"	6	0.3	2.5				129.00
G-502-HB	Hanging bag display tower	6	2	30	670.00	638.00	670.00	
G-502-TF	Tackable fabric display tower	6	2	40	960.00	914.00	960.00	
G-502-SH	Sign holder	6	0.1	1	142.00	135.00	142.00	
G-505-5	5-Tier pedestal tower	10	36	220	3829.00	3646.00	3829.00	
G-505-6	6-Tier pedestal tower	10	36	220	3994.00	3805.00	3994.00	

# General

---

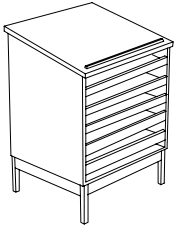
<b>Product #</b>	<b>Description</b>	<b>Pk%</b>	<b>Cf</b>	<b>Lbs</b>	<b>Birch</b>	<b>Oak</b>	<b>Maple</b>	<b>Misc.</b>
------------------	--------------------	------------	-----------	------------	--------------	------------	--------------	--------------



## Card Cabinets

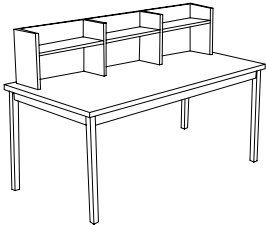
<b>Product #</b>	<b>Description</b>	<b>Pk%</b>	<b>Cf</b>	<b>Lbs</b>	<b>Birch</b>	<b>Oak</b>	<b>Maple</b>	<b>Misc.</b>
C-5D-LB	5 Drawer lobby card catalogue	6	2	50		797.00		
C-15D-LB	15 Drawer lobby card catalogue	6	6	80		2035.00		
C-RS-LB	Lobby reference shelf	6	1	35		458.00		
C-B27-LB	Lobby base	6	3	18		400.00		
C-30D-SF-LB	30 Drawer S/F lobby card catalogue	6	12	160		3770.00		
C-30D-DF-LB	30 Drawer D/F lobby card catalogue	6	12	160		3770.00		
C-5D-M	5 Drawer modular card catalogue	6	2	40		849.00		
C-10D-M	10 Drawer modular card catalogue	6	4	60		1461.00		
C-15D-M	15 Drawer modular card catalogue	6	6	80		2010.00		
C-T-M	Modular cornice top	6	1	15		251.00		
C-RS-M	Modular reference shelf	6	1	35		383.00		
C-B16-M	Modular base 16"h	6	3	18		400.00		
C-B27-M	Modular base 27"h	6	3	20		400.00		
C-SLH	Single label holder	6	0.1	0.2				33.00
C-PD	Plastic drawer	6	0.1	1				17.00
C-PFB	Plastic follower block	6	0.1	0.2				5.00
C-GRK	Guide rod and knob	6	0.1	0.2				15.00
C-SDF	Standard or modular drawer front	6	0.1	0.5		27.00		
C-LBDF	Lobby drawer front	6	0.1	0.5		34.00		

# Beta



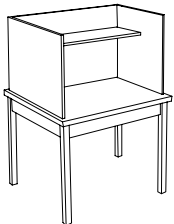
## Display

Product #	Description	Pk%	Cf	Lbs	Birch	Oak	Maple	Misc.
B-113-L	Magazine rack - 5 sloping shelf	10	35	210	2344.00	2039.00	2344.00	
B-113-S	Magazine rack - 4 sloping shelf	10	20	120	2344.00	2039.00	2344.00	
B-114	Newspaper table	10	3	50	1637.00	1318.00	1637.00	
B-118-L	Atlas stand	10	32	170	2531.00	2200.00	2531.00	
B-118-S	Children's atlas stand	10	25	160	2531.00	2200.00	2531.00	
B-119-L	Dictionary stand	10	15	70	1590.00	1190.00	1590.00	
B-119-S	Children's dictionary stand	10	12	60	1590.00	1190.00	1590.00	
B-144-L	Combination atlas dictionary stand	10	12	70	2085.00	1665.00	2085.00	
B-144-S	Children's atlas dictionary stand	10	9	60	2085.00	1665.00	2085.00	
B-156	Display table	10	40	180	4891.00	4658.00	4891.00	
B-156-FB	Display table with fabric bottom	10	40	180	5231.00	4982.00	5231.00	



## Index Tables

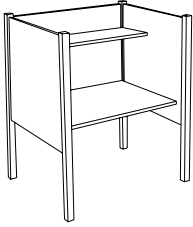
Product #	Description	Pk%	Cf	Lbs	Birch	Oak	Maple	Misc.
B-126-60	Index table double tier 4 place	10	50	210	2997.00	2855.00	2997.00	
B-126-90	Index table double tier 6 place	10	75	230	4495.00	4281.00	4495.00	



## Study Carrel Tables

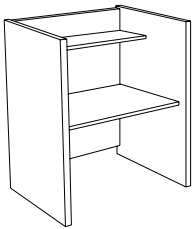
Product #	Description	Pk%	Cf	Lbs	Birch	Oak	Maple	Misc.
B-190-S	Single half panel carrel	10	14	90	1280.00	1220.00	1280.00	
B-190-D	Double half panel carrel	10	28	120	1671.00	1592.00	1671.00	
B-128-S	Single study carrel	6	17	125	1013.00	964.00	1013.00	
B-128-D	Double study carrel	10	32	190	1366.00	1300.00	1366.00	
B-128-Q	Four place study carrel	10	60	290	2054.00	1956.00	2054.00	

# Beta



## Modular Study Carrels

Product #	Description	Pk%	Cf	Lbs	Birch	Oak	Maple	Misc.
B-142-SS-36-MC	Mod. carrel s/f starter 36" w	6	5	130	1059.00	1009.00	1059.00	
B-142-SS-48-MC	Mod. carrel s/f starter 48" w	6	6	170	1326.00	1263.00	1326.00	
B-142-SA-36-MC	Mod. carrel s/f add-on 36" w	6	4	110	941.00	896.00	941.00	
B-142-SA-48-MC	Mod. carrel s/f add-on 48" w	6	5	145	1159.00	1103.00	1159.00	
B-142-DS-36-MC	Mod. carrel d/f starter 36" w	6	8	230	2050.00	1952.00	2050.00	
B-142-DS-48-MC	Mod. carrel d/f starter 48" w	6	9	260	2476.00	2358.00	2476.00	
B-142-DA-36-MC	Mod. carrel d/f add-on 36" w	6	6	210	1648.00	1569.00	1648.00	
B-142-DA-48-MC	Mod. carrel d/f add-on 48" w	6	7	250	1930.00	1838.00	1930.00	
B-142-PW-36-MC	Mod. carrel pinwheel 36" w	6	13	340	3745.00	3566.00	3745.00	
B-142-PW-48-MC	Mod. carrel pinwheel 48" w	6	17	550	4415.00	4206.00	4415.00	



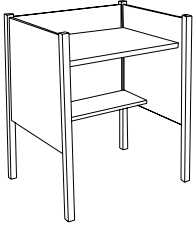
## Modular Panel Carrels

Product #	Description	Pk%	Cf	Lbs	Birch	Oak	Maple	Misc.
B-170-SS-36-MC	Panel carrel s/f starter 36" w	6	10	200	1323.00	1261.00	1323.00	
B-170-SS-48-MC	Panel carrel s/f starter 48" w	6	11	230	1657.00	1579.00	1657.00	
B-170-SA-36-MC	Panel carrel s/f add-on 36" w	6	7	150	1177.00	1121.00	1177.00	
B-170-SA-48-MC	Panel carrel s/f add-on 48" w	6	8	180	1448.00	1379.00	1448.00	
B-170-DS-36-MC	Panel carrel d/f starter 36" w	6	14	350	2562.00	2439.00	2562.00	
B-170-DS-48-MC	Panel carrel d/f starter 48" w	6	16	410	3094.00	2948.00	3094.00	
B-170-DA-36-MC	Panel carrel d/f add-on 36" w	6	11	240	2059.00	1962.00	2059.00	
B-170-DA-48-MC	Panel carrel d/f add-on 48" w	6	12	310	2412.00	2298.00	2412.00	
B-170-PW-36-MC	Panel carrel pinwheel 36" w	6	22	580	4680.00	4458.00	4680.00	
B-170-PW-48-MC	Panel carrel pinwheel 48" w	6	27	740	5519.00	5256.00	5519.00	

# Beta

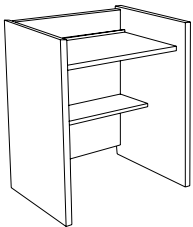
---

<b>Product #</b>	<b>Description</b>	<b>Pk%</b>	<b>Cf</b>	<b>Lbs</b>	<b>Birch</b>	<b>Oak</b>	<b>Maple</b>	<b>Misc.</b>
------------------	--------------------	------------	-----------	------------	--------------	------------	--------------	--------------



## Reference Carrels

<b>Product #</b>	<b>Description</b>	<b>Pk%</b>	<b>Cf</b>	<b>Lbs</b>	<b>Birch</b>	<b>Oak</b>	<b>Maple</b>	<b>Misc.</b>
B-142-SS-36-RC	Ref. carrel s/f starter 36" w	6	5	130	1223.00	1165.00	1223.00	
B-142-SS-48-RC	Ref. carrel s/f starter 48" w	6	6	170	1431.00	1364.00	1431.00	
B-142-SA-36-RC	Ref. carrel s/f add-on 36" w	6	4	110	985.00	937.00	985.00	
B-142-SA-48-RC	Ref. carrel s/f add-on 48" w	6	5	145	1190.00	1134.00	1190.00	
B-142-DS-36-RC	Ref. carrel d/f starter 36" w	6	8	230	2289.00	2181.00	2289.00	
B-142-DS-48-RC	Ref. carrel d/f starter 48" w	6	9	260	2696.00	2568.00	2696.00	
B-142-DA-36-RC	Ref. carrel d/f add-on 36" w	6	6	210	1849.00	1760.00	1849.00	
B-142-DA-48-RC	Ref. carrel d/f add-on 48" w	6	7	250	2324.00	2213.00	2324.00	
B-142-PW-36-RC	Ref. carrel pinwheel 36" w	6	13	340	4244.00	4042.00	4244.00	
B-142-PW-48-RC	Ref. carrel pinwheel 48" w	6	17	550	4742.00	4517.00	4742.00	



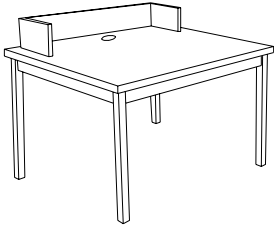
## Panel Reference Carrels

<b>Product #</b>	<b>Description</b>	<b>Pk%</b>	<b>Cf</b>	<b>Lbs</b>	<b>Birch</b>	<b>Oak</b>	<b>Maple</b>	<b>Misc.</b>
B-170-SS-36-RC	Panel ref carrel s/f starter 36" w	6	10	200	1529.00	1456.00	1529.00	
B-170-SS-48-RC	Panel ref carrel s/f starter 48" w	6	11	230	1790.00	1705.00	1790.00	
B-170-SA-36-RC	Panel ref carrel s/f add-on 36" w	6	7	150	1229.00	1171.00	1229.00	
B-170-SA-48-RC	Panel ref carrel s/f add-on 48" w	6	8	180	1487.00	1417.00	1487.00	
B-170-DS-36-RC	Panel ref carrel d/f starter 36" w	6	14	350	2862.00	2725.00	2862.00	
B-170-DS-48-RC	Panel ref carrel d/f starter 48" w	6	16	410	3370.00	3209.00	3370.00	
B-170-DA-36-RC	Panel ref carrel d/f add-on 36" w	6	11	240	2310.00	2200.00	2310.00	
B-170-DA-48-RC	Panel ref carrel d/f add-on 48" w	6	12	310	2905.00	2767.00	2905.00	
B-170-PW-36-RC	Panel ref carrel pinwheel 36" w	6	22	580	5304.00	5052.00	5304.00	
B-170-PW-48-RC	Panel ref carrel pinwheel 48" w	6	27	740	5928.00	5645.00	5928.00	

# Beta

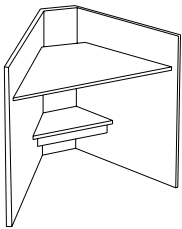
---

<b>Product #</b>	<b>Description</b>	<b>Pk%</b>	<b>Cf</b>	<b>Lbs</b>	<b>Birch</b>	<b>Oak</b>	<b>Maple</b>	<b>Misc.</b>
------------------	--------------------	------------	-----------	------------	--------------	------------	--------------	--------------



## PAC Tables

<b>Product #</b>	<b>Description</b>	<b>Pk%</b>	<b>Cf</b>	<b>Lbs</b>	<b>Birch</b>	<b>Oak</b>	<b>Maple</b>	<b>Misc.</b>
B-001X-29-LB	PAC table 1 place 29" h	10	10	60	1134.00	1079.00	1134.00	
B-001X-39-LB	PAC table 1 place 39" h	10	10	62	1134.00	1079.00	1134.00	
B-002X-29-LB	PAC table 2 place 29"h	10	21	95	1644.00	1567.00	1644.00	
B-002X-39-LB	PAC table 2 place 39"h	10	21	97	1644.00	1567.00	1644.00	
B-003X-29-LB	PAC table 3 place 29"h	10	26	105	2084.00	1985.00	2084.00	
B-003X-39-LB	PAC table 3 place 39" h	10	26	107	2084.00	1985.00	2084.00	
B-001X-29-PB	PAC table 1 place 29" h	10	12	130	1458.00	1389.00	1458.00	
B-001X-32-PB	PAC table 1 place 32" h	10	12	130	1458.00	1389.00	1458.00	
B-001X-39-PB	PAC table 1 place 39" h	10	12	132	1458.00	1389.00	1458.00	
B-002X-29-PB	PAC table 2 place 29" h	10	23	190	1969.00	1875.00	1969.00	
B-002X-32-PB	PAC table 2 place 32" h	10	23	190	1969.00	1875.00	1969.00	
B-002X-39-PB	PAC table 2 place 39" h	10	23	192	1969.00	1875.00	1969.00	
B-003X-29-PB	PAC table 3 place 29" h	10	28	240	2409.00	2294.00	2409.00	
B-003X-32-PB	PAC table 3 place 32" h	10	28	240	2409.00	2294.00	2409.00	
B-003X-39-PB	PAC table 3 place 39" h	10	28	244	2409.00	2294.00	2409.00	



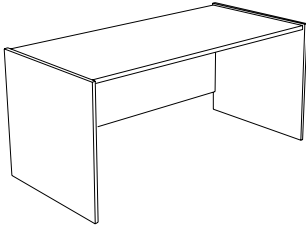
## PAC Terminals

<b>Product #</b>	<b>Description</b>	<b>Pk%</b>	<b>Cf</b>	<b>Lbs</b>	<b>Birch</b>	<b>Oak</b>	<b>Maple</b>	<b>Misc.</b>
B-200X-S	Starter PAC terminal	6	7	100	2136.00	2034.00	2136.00	
B-200X-A	Add-on PAC terminal	6	6	90	1606.00	1529.00	1606.00	
B-200X-3	3 Place PAC terminal	6	20	590	5182.00	4934.00	5182.00	
B-200X-6	6 Place PAC terminal	6	37	970	8140.00	7752.00	8140.00	

# Beta

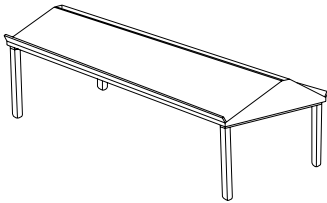
---

Product #	Description	Pk%	Cf	Lbs	Birch	Oak	Maple	Misc.
-----------	-------------	-----	----	-----	-------	-----	-------	-------



## Library Desks

Product #	Description	Pk%	Cf	Lbs	Birch	Oak	Maple	Misc.
B-250-6030	Desk 60" x 30"	10	37	220	1349.00	1285.00	1349.00	
B-250-7230	Desk 72" x 30"	10	43	235	1573.00	1498.00	1573.00	
B-250-6036	Desk 60" x 36"	10	43	225	1724.00	1643.00	1724.00	
B-250-7236	Desk 72" x 36"	10	52	240	1836.00	1747.00	1836.00	
B-250-R-R	Right hand desk return	10	19	95	750.00	714.00	750.00	
B-250-R-L	Left hand desk return	10	19	95	750.00	714.00	750.00	
B-250-P	Pencil drawer	6	0.5	10	500.00	477.00	500.00	
B-250-BF	1 Box, 1 file pedestal	6	4	50	1000.00	953.00	1000.00	
B-250-B3	3 Box pedestal	6	4	50	1165.00	1111.00	1165.00	
B-250-F2	2 File pedestal	6	4	50	1208.00	1151.00	1208.00	
B-250-2BF	2 Box file, 1 file pedestal	6	4	50	1496.00	1424.00	1496.00	



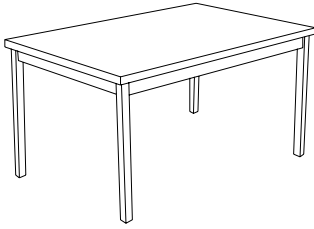
## Children's Tables

Product #	Description	Pk%	Cf	Lbs	Birch	Oak	Maple	Misc.
B-133-84	Sloped reading table 84"w	10	43	140	2406.00	2406.00	2406.00	
B-133-64	Children's sloped reading table 64"w	10	42	130	2406.00	2406.00	2406.00	
B-134-84	Children's bench 84"w	10	11	30	594.00	594.00	594.00	
B-134-64	Children's bench 64"w	10	11	28	594.00	594.00	594.00	

# Beta

---

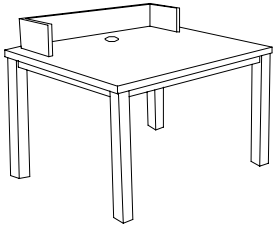
<b>Product #</b>	<b>Description</b>	<b>Pk%</b>	<b>Cf</b>	<b>Lbs</b>	<b>Birch</b>	<b>Oak</b>	<b>Maple</b>	<b>Misc.</b>
------------------	--------------------	------------	-----------	------------	--------------	------------	--------------	--------------



## Reading Tables

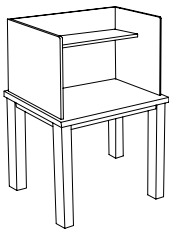
<b>Product #</b>	<b>Description</b>	<b>Pk%</b>	<b>Cf</b>	<b>Lbs</b>	<b>Birch</b>	<b>Oak</b>	<b>Maple</b>	<b>Misc.</b>
B-36-R	Round table 36" d	10	4	46	1147.00	1092.00	1147.00	
B-42-R	Round table 42" d	10	5	50	1213.00	1155.00	1213.00	
B-48-R	Round table 48" d	10	6	70	1275.00	1213.00	1275.00	
B-60-R	Round table 60" d	10	9	85	1820.00	1734.00	1820.00	
B-3636	Square table 36" x 36"	10	4	70	748.00	712.00	748.00	
B-4242	Square table 42" x 42"	10	6	90	947.00	902.00	947.00	
B-4848	Square table 48" x 48"	10	6	100	947.00	902.00	947.00	
B-4824-T	Trapazoidal table 48" X 24"	10	3	80	898.00	855.00	898.00	
B-6030-T	Trapazoidal table 60" X 30"	10	7	100	1178.00	1123.00	1178.00	
B-7236-T	Trapazoidal table 72" X 36"	10	8	125	1295.00	1233.00	1295.00	
B-6030	Rectangular table 60" x 30"	10	7	100	981.00	935.00	981.00	
B-6036	Rectangular table 60" x 36"	10	7	110	1000.00	953.00	1000.00	
B-6042	Rectangular table 60" x 42"	10	9	125	1142.00	1088.00	1142.00	
B-6048	Rectangular table 60" x 48"	10	9	135	1174.00	1118.00	1174.00	
B-7230	Rectangular table 72" x 30"	10	8	110	1032.00	983.00	1032.00	
B-7236	Rectangular table 72" x 36"	10	8	125	1079.00	1027.00	1079.00	
B-7242	Rectangular table 72" x 42"	10	10	145	1254.00	1194.00	1254.00	
B-7248	Rectangular table 72" x 48"	10	10	160	1284.00	1223.00	1284.00	
B-8430	Rectangular table 84" x 30"	10	7	125	1174.00	1118.00	1174.00	
B-8436	Rectangular table 84" x 36"	10	8	142	1234.00	1176.00	1234.00	
B-8442	Rectangular table 84" x 42"	10	9	163	1364.00	1299.00	1364.00	
B-8448	Rectangular table 84" x 48"	10	10	180	1397.00	1331.00	1397.00	
B-9630	Rectangular table 96" x 30"	10	10	140	1310.00	1249.00	1310.00	
B-9636	Rectangular table 96" x 36"	10	10	140	1338.00	1274.00	1338.00	
B-9642	Rectangular table 96" x 42"	10	12	180	1598.00	1522.00	1598.00	
B-9648	Rectangular table 96" x 48"	10	12	200	1650.00	1573.00	1650.00	

# Beta II



## PAC Tables

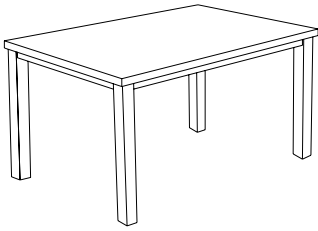
Product #	Description	Pk%	Cf	Lbs	Birch	Oak	Maple	Misc.
BII-001X-29-LB	PAC table 1 place 29" h	10	10	60	1412.00	1344.00	1412.00	
BII-001X-29-LB-LC	PAC table 1 place 29" h LC	10	10	60	1625.00	1548.00	1625.00	
BII-001X-32-LB	PAC table 1 place 32" h	10	10	60	1412.00	1344.00	1412.00	
BII-001X-32-LB-LC	PAC table 1 place 32" h LC	10	10	60	1625.00	1548.00	1625.00	
BII-001X-39-LB	PAC table 1 place 39" h	10	10	60	1412.00	1344.00	1412.00	
BII-001X-39-LB-LC	PAC table 1 place 39" h LC	10	10	60	1625.00	1548.00	1625.00	
BII-002X-29-LB	PAC table 2 place 29"h	10	21	95	1734.00	1652.00	1734.00	
BII-002X-29-LB-LC	PAC table 2 place 29" h LC	10	21	95	1949.00	1855.00	1949.00	
BII-002X-32-LB	PAC table 2 place 32"h	10	21	95	1734.00	1652.00	1734.00	
BII-002X-32-LB-LC	PAC table 2 place 32"h LC	10	21	95	1949.00	1855.00	1949.00	
BII-002X-39-LB	PAC table 2 place 39"h	10	21	95	1734.00	1652.00	1734.00	
BII-002X-39-LB-LC	PAC table 2 place 39" h LC	10	21	95	1949.00	1855.00	1949.00	
BII-003X-29-LB	PAC table 3 place 29"h	10	26	105	2130.00	2029.00	2130.00	
BII-003X-29-LB-LC	PAC table 3 place 29"h LC	10	26	105	2345.00	2234.00	2345.00	
BII-003X-32-LB	PAC table 3 place 32"h	10	26	105	2130.00	2029.00	2130.00	
BII-003X-32-LB-LC	PAC table 3 place 32"h LC	10	26	105	2345.00	2234.00	2345.00	
BII-003X-39-LB	PAC table 3 place 39"h	10	26	105	2130.00	2029.00	2130.00	
BII-003X-39-LB-LC	PAC table 3 place 39"h LC	10	26	105	2345.00	2234.00	2345.00	



## Study Carrel Tables

Product #	Description	Pk%	Cf	Lbs	Birch	Oak	Maple	Misc.
BII-190-S	Single half panel carrel	10	14	90	1335.00	1272.00	1335.00	
BII-190-S-LC	Single half panel carrel LC	10	14	90	1429.00	1361.00	1429.00	
BII-190-D	Double half panel carrel	10	28	120	1765.00	1680.00	1765.00	
BII-190-D-LC	Double half panel carrel LC	10	28	120	1889.00	1798.00	1889.00	
BII-128-S	Single study carrel	6	17	125	1464.00	1395.00	1464.00	
BII-128-S-LC	Single study carrel LC	6	17	125	1568.00	1493.00	1568.00	
BII-128-D	Double study carrel	10	32	190	2011.00	1916.00	2011.00	
BII-128-D-LC	Double study carrel LC	10	32	190	2151.00	2050.00	2151.00	
BII-128-Q	Four place study carrel	10	60	290	3017.00	2873.00	3017.00	
BII-128-Q-LC	Four place study carrel LC	10	60	290	3229.00	3074.00	3229.00	

# Beta II



## Reading Tables

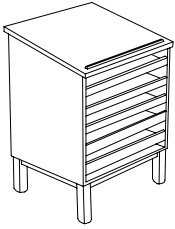
Product #	Description	Pk%	Cf	Lbs	Birch	Oak	Maple	Misc.
BII-36-R	Round table 36" d	10	4	46	1210.00	1153.00	1210.00	
BII-36-R-LC	Round table 36" d LC	10	4	46	1295.00	1233.00	1295.00	
BII-42-R	Round table 42" d	10	5	50	1280.00	1220.00	1280.00	
BII-42-R-LC	Round table 42" d LC	10	5	50	1371.00	1305.00	1371.00	
BII-48-R	Round table 48" d	10	6	70	1280.00	1220.00	1280.00	
BII-48-R-LC	Round table 48" d LC	10	6	70	1371.00	1305.00	1371.00	
BII-60-R	Round table 60" d	10	9	85	1921.00	1829.00	1921.00	
BII-60-R-LC	Round table 60" d LC	10	9	85	2054.00	1956.00	2054.00	
BII-3636	Square table 36" x 36"	10	4	70	932.00	889.00	932.00	
BII-3636-LC	Square table 36" x 36" LC	10	4	70	999.00	952.00	999.00	
BII-4242	Square table 42" x 42"	10	6	90	1046.00	996.00	1046.00	
BII-4242-LC	Square table 42" x 42" LC	10	6	90	1119.00	1067.00	1119.00	
BII-4848	Square table 48" x 48"	10	6	100	1046.00	998.00	1046.00	
BII-4848-LC	Square table 48" x 48" LC	10	6	100	1119.00	1067.00	1119.00	
BII-6030	Rectangular table 60" x 30"	10	7	100	1103.00	1050.00	1103.00	
BII-6030-LC	Rectangular table 60" x 30" LC	10	7	100	1180.00	1124.00	1180.00	
BII-6036	Rectangular table 60" x 36"	10	7	110	1126.00	1073.00	1126.00	
BII-6036-LC	Rectangular table 60" x 36" LC	10	7	110	1206.00	1148.00	1206.00	
BII-6042	Rectangular table 60" x 42"	10	9	125	1246.00	1187.00	1246.00	
BII-6042-LC	Rectangular table 60" x 42" LC	10	9	125	1333.00	1270.00	1333.00	
BII-6048	Rectangular table 60" x 48"	10	9	135	1272.00	1211.00	1272.00	
BII-6048-LC	Rectangular table 60" x 48" LC	10	9	135	1361.00	1297.00	1361.00	
BII-7230	Rectangular table 72" x 30"	10	8	110	1167.00	1111.00	1167.00	
BII-7230-LC	Rectangular table 72" x 30" LC	10	8	110	1249.00	1188.00	1249.00	
BII-7236	Rectangular table 72" x 36"	10	8	125	1195.00	1138.00	1195.00	
BII-7236-LC	Rectangular table 72" x 36" LC	10	8	125	1279.00	1217.00	1279.00	
BII-7242	Rectangular table 72" x 42"	10	10	145	1339.00	1276.00	1339.00	
BII-7242-LC	Rectangular table 72" x 42" LC	10	10	145	1433.00	1366.00	1433.00	
BII-7248	Rectangular table 72" x 48"	10	10	160	1368.00	1303.00	1368.00	
BII-7248-LC	Rectangular table 72" x 48" LC	10	10	160	1464.00	1394.00	1464.00	
BII-8430	Rectangular table 84" x 30"	10	7	125	1275.00	1215.00	1275.00	
BII-8430-LC	Rectangular table 84" x 30" LC	10	7	125	1364.00	1299.00	1364.00	
BII-8436	Rectangular table 84" x 36"	10	8	142	1303.00	1241.00	1303.00	
BII-8436-LC	Rectangular table 84" x 36" LC	10	8	142	1394.00	1328.00	1394.00	
BII-8442	Rectangular table 84" x 42"	10	9	163	1446.00	1378.00	1446.00	
BII-8442-LC	Rectangular table 84" x 42" LC	10	9	163	1548.00	1475.00	1548.00	
BII-8448	Rectangular table 84" x 48"	10	10	180	1475.00	1406.00	1475.00	
BII-8448-LC	Rectangular table 84" x 48" LC	10	10	180	1578.00	1504.00	1578.00	
BII-9630	Rectangular table 96" x 30"	10	10	140	1384.00	1318.00	1384.00	
BII-9630-LC	Rectangular table 96" x 30" LC	10	10	140	1481.00	1410.00	1481.00	
BII-9636	Rectangular table 96" x 36"	10	10	140	1412.00	1345.00	1412.00	

# Beta II

---

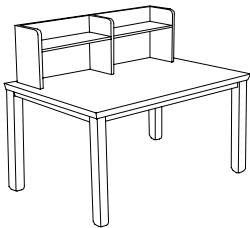
<b>Product #</b>	<b>Description</b>	<b>Pk%</b>	<b>Cf</b>	<b>Lbs</b>	<b>Birch</b>	<b>Oak</b>	<b>Maple</b>	<b>Misc.</b>
BII-9636-LC	Rectangular table 96" x 36" LC	10	10	140	1510.00	1438.00	1510.00	
BII-9642	Rectangular table 96" x 42"	10	12	180	1713.00	1631.00	1713.00	
BII-9642-LC	Rectangular table 96" x 42" LC	10	12	180	1832.00	1746.00	1832.00	
BII-9648	Rectangular table 96" x 48"	10	12	200	1742.00	1659.00	1742.00	
BII-9648-LC	Rectangular table 96" x 48" LC	10	12	200	1864.00	1775.00	1864.00	

# Delicato



## Display

Product #	Description	Pk%	Cf	Lbs	Birch	Oak	Maple	Misc.
D-113-L	Magazine rack - 5 sloping shelf	10	35	210	2604.00	2265.00	2604.00	
D-113-S	Magazine rack - 4 sloping shelf	10	20	120	2604.00	2265.00	2604.00	
D-114	Newspaper table	10	3	50	1818.00	1581.00	1818.00	
D-118-L	Atlas stand	10	32	190	2811.00	2445.00	2811.00	
D-118-S	Children's atlas stand	10	25	180	2811.00	2445.00	2811.00	
D-119-L	Dictionary stand	10	15	75	1767.00	1537.00	1767.00	
D-119-S	Children's dictionary stand	10	12	65	1767.00	1537.00	1767.00	
D-144-L	Combination atlas dictionary stand	10	12	78	2317.00	2015.00	2317.00	
D-144-S	Children's atlas dictionary stand	10	9	68	2317.00	2015.00	2317.00	
D-156	Display table	10	40	180	5435.00	5176.00	5435.00	
D-156-FB	Display table with fabric bottom	10	20	170	5811.00	5535.00	5811.00	
D-156-AR	Display table - apron rail	10	20	170	5598.00	5332.00	5598.00	



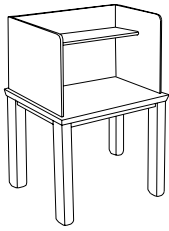
## Index Tables

Product #	Description	Pk%	Cf	Lbs	Birch	Oak	Maple	Misc.
D-126-60	Index table double tier 4 place	10	50	225	4076.00	3883.00	4076.00	
D-126-90	Index table double tier 6 place	10	75	270	5325.00	5072.00	5325.00	

# Delicato

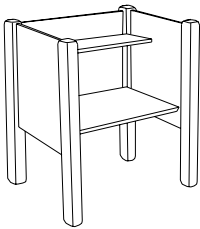
---

<b>Product #</b>	<b>Description</b>	<b>Pk%</b>	<b>Cf</b>	<b>Lbs</b>	<b>Birch</b>	<b>Oak</b>	<b>Maple</b>	<b>Misc.</b>
------------------	--------------------	------------	-----------	------------	--------------	------------	--------------	--------------



## Study Carrel Tables

<b>Product #</b>	<b>Description</b>	<b>Pk%</b>	<b>Cf</b>	<b>Lbs</b>	<b>Birch</b>	<b>Oak</b>	<b>Maple</b>	<b>Misc.</b>
D-190-S	Single half panel carrel	10	14	95	1406.00	1338.00	1406.00	
D-190-S-AR	Single half panel carrel - apron rail	10	14	95	1631.00	1553.00	1631.00	
D-190-D	Double half panel carrel	10	28	125	1859.00	1769.00	1859.00	
D-190-D-AR	Double half panel carrel - apron rail	10	28	125	2084.00	1985.00	2084.00	
D-128-S	Single study carrel	6	17	130	1542.00	1469.00	1542.00	
D-128-S-AR	Single study carrel - apron rail	6	17	130	1769.00	1684.00	1769.00	
D-128-D	Double study carrel	10	32	200	2117.00	2016.00	2117.00	
D-128-D-AR	Double study carrel - apron rail	10	32	200	2344.00	2232.00	2344.00	
D-128-Q	Four place study carrel	10	60	300	3175.00	3024.00	3175.00	
D-128-Q-AR	Four place study carrel - apron rail	10	60	300	3402.00	3240.00	3402.00	



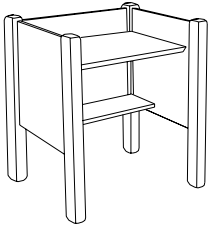
## Modular Study Carrels

<b>Product #</b>	<b>Description</b>	<b>Pk%</b>	<b>Cf</b>	<b>Lbs</b>	<b>Birch</b>	<b>Oak</b>	<b>Maple</b>	<b>Misc.</b>
D-142-SS-36-MC	Mod. carrel s/f starter 36" w	6	5	130	1450.00	1381.00	1450.00	
D-142-SS-48-MC	Mod. carrel s/f starter 48" w	6	6	170	1831.00	1744.00	1831.00	
D-142-SA-36-MC	Mod. carrel s/f add-on 36" w	6	4	110	1088.00	1036.00	1088.00	
D-142-SA-48-MC	Mod. carrel s/f add-on 48" w	6	5	145	1496.00	1424.00	1496.00	
D-142-DS-36-MC	Mod. carrel d/f starter 36" w	6	8	230	2491.00	2373.00	2491.00	
D-142-DS-48-MC	Mod. carrel d/f starter 48" w	6	9	260	2853.00	2718.00	2853.00	
D-142-DA-36-MC	Mod. carrel d/f add-on 36" w	6	6	210	1831.00	1744.00	1831.00	
D-142-DA-48-MC	Mod. carrel d/f add-on 48" w	6	7	250	2144.00	2043.00	2144.00	
D-142-PW-36-MC	Mod. carrel pinwheel 36" w	6	13	340	4228.00	4026.00	4228.00	
D-142-PW-48-MC	Mod. carrel pinwheel 48" w	6	17	550	4906.00	4673.00	4906.00	

# Delicato

---

<b>Product #</b>	<b>Description</b>	<b>Pk%</b>	<b>Cf</b>	<b>Lbs</b>	<b>Birch</b>	<b>Oak</b>	<b>Maple</b>	<b>Misc.</b>
------------------	--------------------	------------	-----------	------------	--------------	------------	--------------	--------------



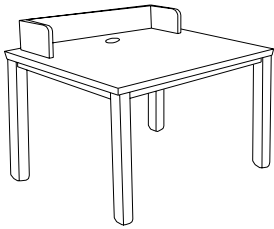
## Reference Carrels

<b>Product #</b>	<b>Description</b>	<b>Pk%</b>	<b>Cf</b>	<b>Lbs</b>	<b>Birch</b>	<b>Oak</b>	<b>Maple</b>	<b>Misc.</b>
D-142-SS-36-RC	Ref. carrel s/f starter 36" w	6	5	130	1665.00	1585.00	1665.00	
D-142-SS-48-RC	Ref. carrel s/f starter 48" w	6	6	170	1813.00	1726.00	1813.00	
D-142-SA-36-RC	Ref. carrel s/f add-on 36" w	6	4	110	1162.00	1108.00	1162.00	
D-142-SA-48-RC	Ref. carrel s/f add-on 48" w	6	5	145	1390.00	1323.00	1390.00	
D-142-DS-36-RC	Ref. carrel d/f starter 36" w	6	8	230	2853.00	2718.00	2853.00	
D-142-DS-48-RC	Ref. carrel d/f starter 48" w	6	9	260	3292.00	3135.00	3292.00	
D-142-DA-36-RC	Ref. carrel d/f add-on 36" w	6	6	210	2054.00	1956.00	2054.00	
D-142-DA-48-RC	Ref. carrel d/f add-on 48" w	6	7	250	2583.00	2459.00	2583.00	
D-142-PW-36-RC	Ref. carrel pinwheel 36" w	6	13	340	4992.00	4755.00	4992.00	
D-142-PW-48-RC	Ref. carrel pinwheel 48" w	6	17	550	5314.00	5061.00	5314.00	

# Delicato

---

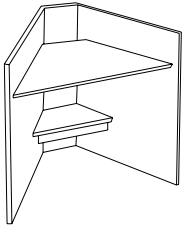
<b>Product #</b>	<b>Description</b>	<b>Pk%</b>	<b>Cf</b>	<b>Lbs</b>	<b>Birch</b>	<b>Oak</b>	<b>Maple</b>	<b>Misc.</b>
------------------	--------------------	------------	-----------	------------	--------------	------------	--------------	--------------



## PAC Tables

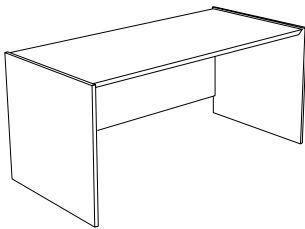
<b>Product #</b>	<b>Description</b>	<b>Pk%</b>	<b>Cf</b>	<b>Lbs</b>	<b>Birch</b>	<b>Oak</b>	<b>Maple</b>	<b>Misc.</b>
D-001X-29-LB	PAC table 1 place 29" h	10	10	65	1484.00	1414.00	1484.00	
D-001X-29-LB-AR	PAC table 1 place 29" h - apron rail	10	10	65	1712.00	1630.00	1712.00	
D-001X-32-LB	PAC table 1 place 32" h	10	10	65	1484.00	1414.00	1484.00	
D-001X-32-LB-AR	PAC table 1 place 32" h - apron rail	10	10	65	1712.00	1630.00	1712.00	
D-001X-39-LB	PAC table 1 place 39" h	10	10	67	1484.00	1414.00	1484.00	
D-001X-39-LB-AR	PAC table 1 place 39" h - apron rail	10	10	67	1712.00	1630.00	1712.00	
D-002X-29-LB	PAC table 2 place 29" h	10	21	100	1824.00	1737.00	1824.00	
D-002X-29-LB-AR	PAC table 2 place 29" h - apron rail	10	21	100	2051.00	1953.00	2051.00	
D-002X-32-LB	PAC table 2 place 32" h	10	21	100	1824.00	1737.00	1824.00	
D-002X-32-LB-AR	PAC table 2 place 32" h - apron rail	10	21	100	2051.00	1953.00	2051.00	
D-002X-39-LB	PAC table 2 place 39" h	10	21	102	1824.00	1737.00	1824.00	
D-002X-39-LB-AR	PAC table 2 place 39" h - apron rail	10	21	102	2051.00	1953.00	2051.00	
D-003X-29-LB	PAC table 3 place 29" h	10	26	110	2242.00	2136.00	2242.00	
D-003X-29-LB-AR	PAC table 3 place 29" h - apron rail	10	26	110	2470.00	2351.00	2470.00	
D-003X-32-LB	PAC table 3 place 32" h	10	26	110	2242.00	2136.00	2242.00	
D-003X-32-LB-AR	PAC table 3 place 32" h - apron rail	10	26	110	2470.00	2351.00	2470.00	
D-003X-39-LB	PAC table 3 place 39" h	10	26	114	2242.00	2136.00	2242.00	
D-003X-39-LB-AR	PAC table 3 place 39" h - apron rail	10	26	114	2470.00	2351.00	2470.00	
D-001X-29-PB	PAC table 1 place 29" h	10	12	130	1874.00	1785.00	1874.00	
D-001X-29-PB-AR	PAC table 1 place 29" h - apron rail	10	12	130	2102.00	2000.00	2102.00	
D-001X-32-PB	PAC table 1 place 32" h	10	12	130	1874.00	1785.00	1874.00	
D-001X-32-PB-AR	PAC table 1 place 32" h - apron rail	10	12	130	2102.00	2000.00	2102.00	
D-001X-39-PB	PAC table 1 place 39" h	10	12	132	1874.00	1785.00	1874.00	
D-001X-39-PB-AR	PAC table 1 place 39" h - apron rail	10	12	132	2102.00	2000.00	2102.00	
D-002X-29-PB	PAC table 2 place 29" h	10	23	190	2258.00	2150.00	2258.00	
D-002X-29-PB-AR	PAC table 2 place 29" h - apron rail	10	23	190	2483.00	2366.00	2483.00	
D-002X-32-PB	PAC table 2 place 32" h	10	23	190	2258.00	2150.00	2258.00	
D-002X-32-PB-AR	PAC table 2 place 32" h - apron rail	10	23	190	2483.00	2366.00	2483.00	
D-002X-39-PB	PAC table 2 place 39" h	10	23	192	2258.00	2150.00	2258.00	
D-002X-39-PB-AR	PAC table 2 place 39" h - apron rail	10	23	192	2483.00	2366.00	2483.00	
D-003X-29-PB	PAC table 3 place 29" h	10	28	240	2688.00	2560.00	2688.00	
D-003X-29-PB-AR	PAC table 3 place 29" h - apron rail	10	28	240	2913.00	2775.00	2913.00	
D-003X-32-PB	PAC table 3 place 32" h	10	28	240	2688.00	2560.00	2688.00	
D-003X-32-PB-AR	PAC table 3 place 32" h - apron rail	10	28	240	2913.00	2775.00	2913.00	
D-003X-39-PB	PAC table 3 place 39" h	10	28	244	2688.00	2560.00	2688.00	
D-003X-39-PB-AR	PAC table 3 place 39" h - apron rail	10	28	244	2913.00	2775.00	2913.00	

# Delicato



## PAC Terminals

Product #	Description	Pk%	Cf	Lbs	Birch	Oak	Maple	Misc.
D-200X-S	Starter PAC terminal	6	7	100	2259.00	2151.00	2259.00	
D-200X-A	Add-on PAC terminal	6	6	90	1783.00	1699.00	1783.00	
D-200X-3	3 Place PAC terminal	6	20	590	5757.00	5484.00	5757.00	
D-200X-6	6 Place PAC terminal	6	37	970	8614.00	8205.00	8614.00	




## Library Desks

Product #	Description	Pk%	Cf	Lbs	Birch	Oak	Maple	Misc.
D-250-6030	Desk 60" x 30"	10	37	220	1499.00	1427.00	1499.00	
D-250-7230	Desk 72" x 30"	10	43	235	1747.00	1665.00	1747.00	
D-250-6036	Desk 60" x 36"	10	43	225	1916.00	1824.00	1916.00	
D-250-7236	Desk 72" x 36"	10	52	240	2039.00	1942.00	2039.00	
D-250-R-R	Right hand desk return	10	19	95	833.00	793.00	833.00	
D-250-R-L	Left hand desk return	10	19	95	833.00	793.00	833.00	
D-250-P	Pencil drawer	6	0.5	10	500.00	477.00	500.00	
D-250-BF	1 Box, 1 file pedestal	6	4	50	1095.00	953.00	1095.00	
D-250-B3	3 Box pedestal	6	4	50	1277.00	1111.00	1277.00	
D-250-F2	2 File pedestal	6	4	50	1323.00	1151.00	1323.00	
D-250-2BF	2 Box file, 1 file pedestal	6	4	50	1496.00	1424.00	1496.00	

# Delicato

---

<b>Product #</b>	<b>Description</b>	<b>Pk%</b>	<b>Cf</b>	<b>Lbs</b>	<b>Birch</b>	<b>Oak</b>	<b>Maple</b>	<b>Misc.</b>
------------------	--------------------	------------	-----------	------------	--------------	------------	--------------	--------------



## Reading Tables

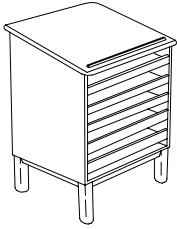
<b>Product #</b>	<b>Description</b>	<b>Pk%</b>	<b>Cf</b>	<b>Lbs</b>	<b>Birch</b>	<b>Oak</b>	<b>Maple</b>	<b>Misc.</b>
D-36-R	Round table 36" d	10	4	46	1274.00	1213.00	1274.00	
D-36-R-AR	Round table 36" d - AR	10	4	46	1500.00	1429.00	1500.00	
D-36-R-LC	Round table 36" d LC	10	4	46	1362.00	1298.00	1362.00	
D-36-R-LC-AR	Round table 36" d LC - AR	10	4	46	1590.00	1514.00	1590.00	
D-42-R	Round table 42" d	10	5	50	1348.00	1284.00	1348.00	
D-42-R-AR	Round table 42" d - AR	10	5	50	1575.00	1500.00	1575.00	
D-42-R-LC	Round table 42" d LC	10	5	50	1443.00	1374.00	1443.00	
D-42-R-LC-AR	Round table 42" d LC - AR	10	5	50	1668.00	1590.00	1668.00	
D-48-R	Round table 48" d	10	6	70	1348.00	1284.00	1348.00	
D-48-R-AR	Round table 48" d - AR	10	6	70	1575.00	1500.00	1575.00	
D-48-R-LC	Round table 48" d LC	10	6	70	1443.00	1374.00	1443.00	
D-48-R-LC-AR	Round table 48" d LC - AR	10	6	70	1668.00	1590.00	1668.00	
D-60-R	Round table 60" d	10	9	85	2022.00	1926.00	2022.00	
D-60-R-AR	Round table 60" d - AR	10	9	85	2248.00	2142.00	2248.00	
D-60-R-LC	Round table 60" d LC	10	9	85	2163.00	2059.00	2163.00	
D-60-R-LC-AR	Round table 60" d LC - AR	10	9	85	2389.00	2275.00	2389.00	
D-3636	Square table 36" X 36"	10	4	70	981.00	935.00	981.00	
D-3636-AR	Square table 36" X 36" - AR	10	4	70	1208.00	1151.00	1208.00	
D-3636-LC	Square table 36" X 36" LC	10	4	70	1050.00	1001.00	1050.00	
D-3636-LC-AR	Square table 36" X 36" LC - AR	10	4	70	1277.00	1217.00	1277.00	
D-4242	Square table 42" X 42"	10	6	90	1101.00	1049.00	1101.00	
D-4242-AR	Square table 42" X 42" - AR	10	6	90	1328.00	1264.00	1328.00	
D-4242-LC	Square table 42" X 42" LC	10	6	90	1178.00	1123.00	1178.00	
D-4242-LC-AR	Square table 42" X 42" LC - AR	10	6	90	1404.00	1338.00	1404.00	
D-4848	Square table 48" X 48"	10	6	100	1101.00	1049.00	1101.00	
D-4848-AR	Square table 48" X 48" - AR	10	6	100	1328.00	1264.00	1328.00	
D-4848-LC	Square table 48" X 48" LC	10	6	100	1178.00	1123.00	1178.00	
D-4848-LC-AR	Square table 48" X 48" LC - AR	10	6	100	1404.00	1338.00	1404.00	
D-6030	Rectangular table 60" X 30"	10	7	100	1161.00	1107.00	1161.00	
D-6030-AR	Rectangular table 60" X 30" - AR	10	7	100	1343.00	1279.00	1343.00	
D-6030-LC	Rectangular table 60" X 30" LC	10	7	100	1243.00	1183.00	1243.00	
D-6030-LC-AR	Rectangular table 60" X 30" LC - AR	10	7	100	1423.00	1355.00	1423.00	
D-6036	Rectangular table 60" X 36"	10	7	110	1187.00	1130.00	1187.00	
D-6036-AR	Rectangular table 60" X 36" - AR	10	7	110	1367.00	1302.00	1367.00	
D-6036-LC	Rectangular table 60" X 36" LC	10	7	110	1269.00	1208.00	1269.00	
D-6036-LC-AR	Rectangular table 60" X 36" LC - AR	10	7	110	1448.00	1379.00	1448.00	
D-6042	Rectangular table 60" X 42"	10	9	125	1312.00	1249.00	1312.00	
D-6042-AR	Rectangular table 60" X 42" - AR	10	9	125	1492.00	1422.00	1492.00	
D-6042-LC	Rectangular table 60" X 42" LC	10	9	125	1404.00	1337.00	1404.00	
D-6042-LC-AR	Rectangular table 60" X 42" LC - AR	10	9	125	1584.00	1509.00	1584.00	
D-6048	Rectangular table 60" X 48"	10	9	135	1339.00	1275.00	1339.00	

---

# Delicato

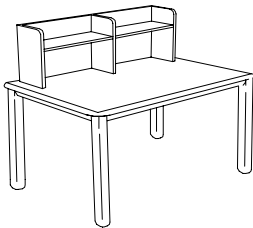
Product #	Description	Pk%	Cf	Lbs	Birch	Oak	Maple	Misc.
D-6048-AR	Rectangular table 60" X 48" - AR	10	9	135	1519.00	1447.00	1519.00	
D-6048-LC	Rectangular table 60" X 48" LC	10	9	135	1433.00	1364.00	1433.00	
D-6048-LC-AR	Rectangular table 60" X 48" LC - AR	10	9	135	1613.00	1537.00	1613.00	
D-7230	Rectangular table 72" X 30"	10	8	110	1229.00	1170.00	1229.00	
D-7230-AR	Rectangular table 72" X 30" - AR	10	8	110	1410.00	1343.00	1410.00	
D-7230-LC	Rectangular table 72" X 30" LC	10	8	110	1314.00	1252.00	1314.00	
D-7230-LC-AR	Rectangular table 72" X 30" LC - AR	10	8	110	1496.00	1424.00	1496.00	
D-7236	Rectangular table 72" X 36"	10	8	125	1259.00	1199.00	1259.00	
D-7236-AR	Rectangular table 72" X 36" - AR	10	8	125	1384.00	1318.00	1384.00	
D-7236-LC	Rectangular table 72" X 36" LC	10	8	125	1346.00	1282.00	1346.00	
D-7236-LC-AR	Rectangular table 72" X 36" LC - AR	10	8	125	1471.00	1401.00	1471.00	
D-7242	Rectangular table 72" X 42"	10	10	145	1410.00	1343.00	1410.00	
D-7242-AR	Rectangular table 72" X 42" - AR	10	10	145	1551.00	1477.00	1551.00	
D-7242-LC	Rectangular table 72" X 42" LC	10	10	145	1509.00	1437.00	1509.00	
D-7242-LC-AR	Rectangular table 72" X 42" LC - AR	10	10	145	1650.00	1571.00	1650.00	
D-7248	Rectangular table 72" X 48"	10	10	160	1440.00	1371.00	1440.00	
D-7248-AR	Rectangular table 72" X 48" - AR	10	10	160	1584.00	1509.00	1584.00	
D-7248-LC	Rectangular table 72" X 48" LC	10	10	160	1540.00	1468.00	1540.00	
D-7248-LC-AR	Rectangular table 72" X 48" LC - AR	10	10	160	1684.00	1604.00	1684.00	
D-8430	Rectangular table 84" X 30"	10	7	125	1341.00	1277.00	1341.00	
D-8430-AR	Rectangular table 84" X 30" - AR	10	7	125	1476.00	1406.00	1476.00	
D-8430-LC	Rectangular table 84" X 30" LC	10	7	125	1436.00	1367.00	1436.00	
D-8430-LC-AR	Rectangular table 84" X 30" LC - AR	10	7	125	1569.00	1494.00	1569.00	
D-8436	Rectangular table 84" X 36"	10	8	142	1371.00	1307.00	1371.00	
D-8436-AR	Rectangular table 84" X 36" - AR	10	8	142	1509.00	1437.00	1509.00	
D-8436-LC	Rectangular table 84" X 36" LC	10	8	142	1468.00	1399.00	1468.00	
D-8436-LC-AR	Rectangular table 84" X 36" LC - AR	10	8	142	1604.00	1528.00	1604.00	
D-8442	Rectangular table 84" X 42"	10	9	163	1522.00	1450.00	1522.00	
D-8442-AR	Rectangular table 84" X 42" - AR	10	9	163	1675.00	1596.00	1675.00	
D-8442-LC	Rectangular table 84" X 42" LC	10	9	163	1629.00	1552.00	1629.00	
D-8442-LC-AR	Rectangular table 84" X 42" LC - AR	10	9	163	1781.00	1696.00	1781.00	
D-8448	Rectangular table 84" X 48"	10	10	180	1552.00	1479.00	1552.00	
D-8448-AR	Rectangular table 84" X 48" - AR	10	10	180	1707.00	1627.00	1707.00	
D-8448-LC	Rectangular table 84" X 48" LC	10	10	180	1661.00	1583.00	1661.00	
D-8448-LC-AR	Rectangular table 84" X 48" LC - AR	10	10	180	1816.00	1730.00	1816.00	
D-9630	Rectangular table 96" X 30"	10	10	140	1456.00	1387.00	1456.00	
D-9630-AR	Rectangular table 96" X 30" - AR	10	10	140	1601.00	1525.00	1601.00	
D-9630-LC	Rectangular table 96" X 30" LC	10	10	140	1558.00	1483.00	1558.00	
D-9630-LC-AR	Rectangular table 96" X 30" LC - AR	10	10	140	1703.00	1622.00	1703.00	
D-9636	Rectangular table 96" X 36"	10	10	140	1486.00	1415.00	1486.00	
D-9636-AR	Rectangular table 96" X 36" - AR	10	10	140	1634.00	1556.00	1634.00	
D-9636-LC	Rectangular table 96" X 36" LC	10	10	140	1590.00	1515.00	1590.00	
D-9636-LC-AR	Rectangular table 96" X 36" LC - AR	10	10	140	1739.00	1655.00	1739.00	
D-9642	Rectangular table 96" X 42"	10	12	180	1804.00	1717.00	1804.00	
D-9642-AR	Rectangular table 96" X 42" - AR	10	12	180	1983.00	1889.00	1983.00	
D-9642-LC	Rectangular table 96" X 42" LC	10	12	180	1929.00	1838.00	1929.00	
D-9642-LC-AR	Rectangular table 96" X 42" LC - AR	10	12	180	2110.00	2010.00	2110.00	
D-9648	Rectangular table 96" X 48"	10	12	200	1834.00	1746.00	1834.00	
D-9648-AR	Rectangular table 96" X 48" - AR	10	12	200	2016.00	1920.00	2016.00	
D-9648-LC	Rectangular table 96" X 48" LC	10	12	200	1962.00	1868.00	1962.00	
D-9648-LC-AR	Rectangular table 96" X 48" LC - AR	10	12	200	2144.00	2043.00	2144.00	

# Ronda



## Display

Product #	Description	Pk%	Cf	Lbs	Birch	Oak	Maple	Misc.
R-112	New book display table	10	24	100	1838.00	1598.00	1838.00	
R-113-L	Magazine rack - 5 sloping shelf	10	35	210	2735.00	2379.00	2735.00	
R-113-S	Magazine rack - 4 sloping shelf	10	20	120	2735.00	2379.00	2735.00	
R-114	Newspaper table	10	3	50	1908.00	1660.00	1908.00	
R-118-L	Atlas stand	10	32	190	2953.00	2567.00	2953.00	
R-118-S	Children's atlas stand	10	25	180	2953.00	2567.00	2953.00	
R-119-L	Dictionary stand	10	15	75	1855.00	1613.00	1855.00	
R-119-S	Children's dictionary stand	10	12	65	1855.00	1613.00	1855.00	
R-144-L	Combination atlas dictionary stand	10	12	78	2432.00	2115.00	2432.00	
R-144-S	Children's atlas dictionary stand	10	9	68	2434.00	2115.00	2434.00	
R-156	Display table	10	40	180	5707.00	5435.00	5707.00	
R-156-FB	Display table with fabric bottom	10	40	180	6104.00	5811.00	6104.00	
R-156-AR	Display table - apron rail	10	40	180	5877.00	5598.00	5877.00	



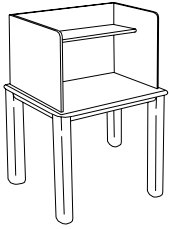
## Index Tables

Product #	Description	Pk%	Cf	Lbs	Birch	Oak	Maple	Misc.
R-126-60	Index table double tier 4 place	10	50	225	4281.00	4076.00	4281.00	
R-126-90	Index table double tier 6 place	10	75	270	5593.00	5325.00	5593.00	

# Ronda

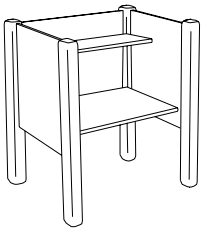
---

<b>Product #</b>	<b>Description</b>	<b>Pk%</b>	<b>Cf</b>	<b>Lbs</b>	<b>Birch</b>	<b>Oak</b>	<b>Maple</b>	<b>Misc.</b>
------------------	--------------------	------------	-----------	------------	--------------	------------	--------------	--------------



## Study Carrel Tables

<b>Product #</b>	<b>Description</b>	<b>Pk%</b>	<b>Cf</b>	<b>Lbs</b>	<b>Birch</b>	<b>Oak</b>	<b>Maple</b>	<b>Misc.</b>
R-190-S	Single half panel carrel	10	14	95	1476.00	1406.00	1476.00	
R-190-S-AR	Single half panel carrel - apron rail	10	14	95	1713.00	1631.00	1713.00	
R-190-D	Double half panel carrel	10	28	125	1951.00	1859.00	1951.00	
R-190-D-AR	Double half panel carrel - apron rail	10	28	125	2188.00	2084.00	2188.00	
R-128-S	Single study carrel	6	17	130	1620.00	1542.00	1620.00	
R-128-S-AR	Single study carrel - apron rail	6	17	130	1857.00	1769.00	1857.00	
R-128-D	Double study carrel	10	32	200	2222.00	2117.00	2222.00	
R-128-D-AR	Double study carrel - apron rail	10	32	200	2460.00	2344.00	2460.00	
R-128-Q	Four place study carrel	10	60	300	3334.00	3175.00	3334.00	
R-128-Q-AR	Four place study carrel - apron rail	10	60	300	3572.00	3402.00	3572.00	



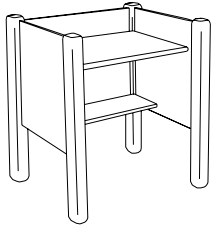
## Modular Study Carrels

<b>Product #</b>	<b>Description</b>	<b>Pk%</b>	<b>Cf</b>	<b>Lbs</b>	<b>Birch</b>	<b>Oak</b>	<b>Maple</b>	<b>Misc.</b>
R-142-SS-36-MC	Mod. carrel s/f starter 36" w	6	5	130	1522.00	1450.00	1522.00	
R-142-SS-48-MC	Mod. carrel s/f starter 48" w	6	6	170	1921.00	1831.00	1921.00	
R-142-SA-36-MC	Mod. carrel s/f add-on 36" w	6	4	110	1142.00	1088.00	1142.00	
R-142-SA-48-MC	Mod. carrel s/f add-on 48" w	6	5	145	1569.00	1496.00	1569.00	
R-142-DS-36-MC	Mod. carrel d/f starter 36" w	6	8	230	2616.00	2491.00	2616.00	
R-142-DS-48-MC	Mod. carrel d/f starter 48" w	6	9	260	2997.00	2853.00	2997.00	
R-142-DA-36-MC	Mod. carrel d/f add-on 36" w	6	6	210	1921.00	1831.00	1921.00	
R-142-DA-48-MC	Mod. carrel d/f add-on 48" w	6	7	250	2252.00	2144.00	2252.00	
R-142-PW-36-MC	Mod. carrel pinwheel 36" w	6	13	340	4438.00	4228.00	4438.00	
R-142-PW-48-MC	Mod. carrel pinwheel 48" w	6	17	550	5151.00	4906.00	5151.00	

# Ronda

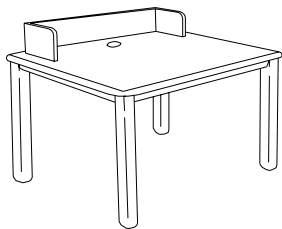
---

<b>Product #</b>	<b>Description</b>	<b>Pk%</b>	<b>Cf</b>	<b>Lbs</b>	<b>Birch</b>	<b>Oak</b>	<b>Maple</b>	<b>Misc.</b>
------------------	--------------------	------------	-----------	------------	--------------	------------	--------------	--------------



## Reference Carrels


Product #	Description	Pk%	Cf	Lbs	Birch	Oak	Maple	Misc.
R-142-SS-36-RC	Ref. carrel s/f starter 36" w	6	5	130	1747.00	1665.00	1747.00	
R-142-SS-48-RC	Ref. carrel s/f starter 48" w	6	6	170	1903.00	1813.00	1903.00	
R-142-SA-36-RC	Ref. carrel s/f add-on 36" w	6	4	110	1222.00	1162.00	1222.00	
R-142-SA-48-RC	Ref. carrel s/f add-on 48" w	6	5	145	1459.00	1390.00	1459.00	
R-142-DS-36-RC	Ref. carrel d/f starter 36" w	6	8	230	2997.00	2853.00	2997.00	
R-142-DS-48-RC	Ref. carrel d/f starter 48" w	6	9	260	3455.00	3292.00	3455.00	
R-142-DA-36-RC	Ref. carrel d/f add-on 36" w	6	6	210	2156.00	2054.00	2156.00	
R-142-DA-48-RC	Ref. carrel d/f add-on 48" w	6	7	250	2711.00	2583.00	2711.00	
R-142-PW-36-RC	Ref. carrel pinwheel 36" w	6	13	340	5242.00	4992.00	5242.00	
R-142-PW-48-RC	Ref. carrel pinwheel 36" w	6	17	550	5580.00	5314.00	5580.00	



## PAC Tables

Product #	Description	Pk%	Cf	Lbs	Birch	Oak	Maple	Misc.
R-001X-29-LB	PAC table 1 place 29" h	10	10	65	1560.00	1484.00	1560.00	
R-001X-29-LB-AR	PAC table 1 place 29" h apron rail	10	10	65	1797.00	1712.00	1797.00	
R-001X-32-LB	PAC table 1 place 32" h	10	10	65	1560.00	1484.00	1560.00	
R-001X-32-LB-AR	PAC table 1 place 32" h apron rail	10	10	65	1797.00	1712.00	1797.00	
R-001X-39-LB	PAC table 1 place 39" h	10	10	67	1560.00	1484.00	1560.00	
R-001X-39-LB-AR	PAC table 1 place 39" h apron rail	10	10	67	1797.00	1712.00	1797.00	
R-002X-29-LB	PAC table 2 place 29" h	10	21	100	1916.00	1824.00	1916.00	
R-002X-29-LB-AR	PAC table 2 place 29" h apron rail	10	21	100	2153.00	2051.00	2153.00	
R-002X-32-LB	PAC table 2 place 32" h	10	21	100	1916.00	1824.00	1916.00	
R-002X-32-LB-AR	PAC table 2 place 32" h apron rail	10	21	100	2153.00	2051.00	2153.00	
R-002X-39-LB	PAC table 2 place 39" h	10	21	102	1916.00	1824.00	1916.00	
R-002X-39-LB-AR	PAC table 2 place 39" h apron rail	10	21	102	2153.00	2051.00	2153.00	
R-003X-29-LB	PAC table 3 place 29" h	10	26	110	2355.00	2242.00	2355.00	
R-003X-29-LB-AR	PAC table 3 place 29" h apron rail	10	26	110	2593.00	2470.00	2593.00	
R-003X-32-LB	PAC table 3 place 32" h	10	26	110	2355.00	2242.00	2355.00	
R-003X-32-LB-AR	PAC table 3 place 32" h apron rail	10	26	110	2593.00	2470.00	2593.00	
R-003X-39-LB	PAC table 3 place 39" h	10	26	114	2355.00	2242.00	2355.00	
R-003X-39-LB-AR	PAC table 3 place 39" h apron rail	10	26	114	2593.00	2470.00	2593.00	

# Ronda



## Reading Tables

Product #	Description	Pk%	Cf	Lbs	Birch	Oak	Maple	Misc.
R-36-R	Round table 36" d	10	4	46	1337.00	1274.00	1337.00	
R-36-R-AR	Round table 36" d AR	10	4	46	1575.00	1500.00	1575.00	
R-36-R-LC	Round table 36" d LC	10	4	46	1430.00	1362.00	1430.00	
R-36-R-LC-AR	Round table 36" d LC - AR	10	4	46	1668.00	1590.00	1668.00	
R-42-R	Round table 42" d	10	5	50	1415.00	1348.00	1415.00	
R-42-R-AR	Round table 42" d AR	10	5	50	1654.00	1575.00	1654.00	
R-42-R-LC	Round table 42" d LC	10	5	50	1515.00	1443.00	1515.00	
R-42-R-LC-AR	Round table 42" d LC - AR	10	5	50	1752.00	1668.00	1752.00	
R-48-R	Round table 48" d	10	6	70	1415.00	1348.00	1415.00	
R-48-R-AR	Round table 48" d - AR	10	6	70	1654.00	1575.00	1654.00	
R-48-R-LC	Round table 48" d LC	10	6	70	1515.00	1443.00	1515.00	
R-48-R-LC-AR	Round table 48" d LC - AR	10	6	70	1752.00	1668.00	1752.00	
R-60-R	Round table 60" d	10	9	85	2123.00	2022.00	2123.00	
R-60-R-AR	Round table 60" d - AR	10	9	85	2361.00	2248.00	2361.00	
R-60-R-LC	Round table 60" d LC	10	9	85	2271.00	2163.00	2271.00	
R-60-R-LC-AR	Round table 60" d LC - AR	10	9	85	2508.00	2389.00	2508.00	
R-3636	Square table 36" x 36"	10	4	70	1032.00	981.00	1032.00	
R-3636-AR	Square table 36" x 36" - AR	10	4	70	1269.00	1208.00	1269.00	
R-3636-LC	Square table 36" x 36" LC	10	4	70	1103.00	1050.00	1103.00	
R-3636-LC-AR	Square table 36" x 36" LC - AR	10	4	70	1343.00	1277.00	1343.00	
R-4242	Square table 42" x 42"	10	6	90	1155.00	1101.00	1155.00	
R-4242-AR	Square table 42" x 42" - AR	10	6	90	1394.00	1328.00	1394.00	
R-4242-LC	Square table 42" x 42" LC	10	6	90	1238.00	1178.00	1238.00	
R-4242-LC-AR	Square table 42" x 42" LC - AR	10	6	90	1475.00	1404.00	1475.00	
R-4848	Square table 48" x 48"	10	6	100	1157.00	1101.00	1157.00	
R-4848-AR	Square table 48" x 48" - AR	10	6	100	1394.00	1328.00	1394.00	
R-4848-LC	Square table 48" x 48" LC	10	6	100	1238.00	1178.00	1238.00	
R-4848-LC-AR	Square table 48" x 48" LC - AR	10	6	100	1475.00	1404.00	1475.00	
R-6030	Rectangular table 60" x 30"	10	7	100	1218.00	1161.00	1218.00	
R-6030-AR	Rectangular table 60" x 30" - AR	10	7	100	1410.00	1343.00	1410.00	
R-6030-LC	Rectangular table 60" x 30" LC	10	7	100	1305.00	1243.00	1305.00	
R-6030-LC-AR	Rectangular table 60" x 30" LC - AR	10	7	100	1494.00	1423.00	1494.00	
R-6036	Rectangular table 60" x 36"	10	7	110	1246.00	1187.00	1246.00	
R-6036-AR	Rectangular table 60" x 36" - AR	10	7	110	1436.00	1367.00	1436.00	
R-6036-LC	Rectangular table 60" x 36" LC	10	7	110	1333.00	1269.00	1333.00	
R-6036-LC-AR	Rectangular table 60" x 36" LC - AR	10	7	110	1521.00	1448.00	1521.00	
R-6042	Rectangular table 60" x 42"	10	9	125	1377.00	1312.00	1377.00	
R-6042-AR	Rectangular table 60" x 42" - AR	10	9	125	1567.00	1492.00	1567.00	
R-6042-LC	Rectangular table 60" x 42" LC	10	9	125	1473.00	1404.00	1473.00	
R-6042-LC-AR	Rectangular table 60" x 42" LC - AR	10	9	125	1665.00	1584.00	1665.00	
R-6048	Rectangular table 60" x 48"	10	9	135	1406.00	1339.00	1406.00	

# Ronda

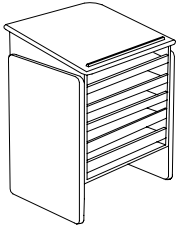
Product #	Description	Pk%	Cf	Lbs	Birch	Oak	Maple	Misc.
R-6048-AR	Rectangular table 60" x 48" - AR	10	9	135	1596.00	1519.00	1596.00	
R-6048-LC	Rectangular table 60" x 48" LC	10	9	135	1504.00	1433.00	1504.00	
R-6048-LC-AR	Rectangular table 60" x 48" LC - AR	10	9	135	1693.00	1613.00	1693.00	
R-7230	Rectangular table 72" x 30"	10	8	110	1289.00	1229.00	1289.00	
R-7230-AR	Rectangular table 72" x 30" - AR	10	8	110	1481.00	1410.00	1481.00	
R-7230-LC	Rectangular table 72" x 30" LC	10	8	110	1379.00	1314.00	1379.00	
R-7230-LC-AR	Rectangular table 72" x 30" LC - AR	10	8	110	1569.00	1496.00	1569.00	
R-7236	Rectangular table 72" x 36"	10	8	125	1321.00	1259.00	1321.00	
R-7236-AR	Rectangular table 72" x 36" - AR	10	8	125	1453.00	1384.00	1453.00	
R-7236-LC	Rectangular table 72" x 36" LC	10	8	125	1413.00	1346.00	1413.00	
R-7236-LC-AR	Rectangular table 72" x 36" LC - AR	10	8	125	1545.00	1471.00	1545.00	
R-7242	Rectangular table 72" x 42"	10	10	145	1481.00	1410.00	1481.00	
R-7242-AR	Rectangular table 72" x 42" - AR	10	10	145	1629.00	1551.00	1629.00	
R-7242-LC	Rectangular table 72" x 42" LC	10	10	145	1584.00	1509.00	1584.00	
R-7242-LC-AR	Rectangular table 72" x 42" LC - AR	10	10	145	1732.00	1650.00	1732.00	
R-7248	Rectangular table 72" x 48"	10	10	160	1512.00	1440.00	1512.00	
R-7248-AR	Rectangular table 72" x 48" - AR	10	10	160	1663.00	1584.00	1663.00	
R-7248-LC	Rectangular table 72" x 48" LC	10	10	160	1619.00	1540.00	1619.00	
R-7248-LC-AR	Rectangular table 72" x 48" LC - AR	10	10	160	1768.00	1684.00	1768.00	
R-8430	Rectangular table 84" x 30"	10	7	125	1408.00	1341.00	1408.00	
R-8430-AR	Rectangular table 84" x 30" - AR	10	7	125	1550.00	1476.00	1550.00	
R-8430-LC	Rectangular table 84" x 30" LC	10	7	125	1507.00	1436.00	1507.00	
R-8430-LC-AR	Rectangular table 84" x 30" LC - AR	10	7	125	1647.00	1569.00	1647.00	
R-8436	Rectangular table 84" x 36"	10	8	142	1440.00	1371.00	1440.00	
R-8436-AR	Rectangular table 84" x 36" - AR	10	8	142	1584.00	1509.00	1584.00	
R-8436-LC	Rectangular table 84" x 36" LC	10	8	142	1540.00	1468.00	1540.00	
R-8436-LC-AR	Rectangular table 84" x 36" LC - AR	10	8	142	1684.00	1604.00	1684.00	
R-8442	Rectangular table 84" x 42"	10	9	163	1598.00	1522.00	1598.00	
R-8442-AR	Rectangular table 84" x 42" - AR	10	9	163	1758.00	1675.00	1758.00	
R-8442-LC	Rectangular table 84" x 42" LC	10	9	163	1711.00	1629.00	1711.00	
R-8442-LC-AR	Rectangular table 84" x 42" LC - AR	10	9	163	1870.00	1781.00	1870.00	
R-8448	Rectangular table 84" x 48"	10	10	180	1630.00	1552.00	1630.00	
R-8448-AR	Rectangular table 84" x 48" - AR	10	10	180	1793.00	1707.00	1793.00	
R-8448-LC	Rectangular table 84" x 48" LC	10	10	180	1745.00	1661.00	1745.00	
R-8448-LC-AR	Rectangular table 84" x 48" LC - AR	10	10	180	1907.00	1816.00	1907.00	
R-9630	Rectangular table 96" x 30"	10	10	140	1529.00	1456.00	1529.00	
R-9630-AR	Rectangular table 96" x 30" - AR	10	10	140	1682.00	1601.00	1682.00	
R-9630-LC	Rectangular table 96" x 30" LC	10	10	140	1636.00	1558.00	1636.00	
R-9630-LC-AR	Rectangular table 96" x 30" LC - AR	10	10	140	1788.00	1703.00	1788.00	
R-9636	Rectangular table 96" x 36"	10	10	140	1561.00	1486.00	1561.00	
R-9636-AR	Rectangular table 96" x 36" - AR	10	10	140	1716.00	1634.00	1716.00	
R-9636-LC	Rectangular table 96" x 36" LC	10	10	140	1670.00	1590.00	1670.00	
R-9636-LC-AR	Rectangular table 96" x 36" LC - AR	10	10	140	1826.00	1739.00	1826.00	
R-9642	Rectangular table 96" x 42"	10	12	180	1893.00	1804.00	1893.00	
R-9642-AR	Rectangular table 96" x 42" - AR	10	12	180	2082.00	1983.00	2082.00	
R-9642-LC	Rectangular table 96" x 42" LC	10	12	180	2027.00	1929.00	2027.00	
R-9642-LC-AR	Rectangular table 96" x 42" LC - AR	10	12	180	2215.00	2110.00	2215.00	
R-9648	Rectangular table 96" x 48"	10	12	200	1924.00	1834.00	1924.00	
R-9648-AR	Rectangular table 96" x 48" - AR	10	12	200	2117.00	2016.00	2117.00	
R-9648-LC	Rectangular table 96" x 48" LC	10	12	200	2059.00	1962.00	2059.00	
R-9648-LC-AR	Rectangular table 96" x 48" LC - AR	10	12	200	2252.00	2144.00	2252.00	

# Ronda

---

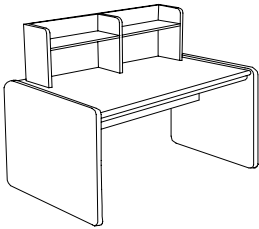
<b>Product #</b>	<b>Description</b>	<b>Pk%</b>	<b>Cf</b>	<b>Lbs</b>	<b>Birch</b>	<b>Oak</b>	<b>Maple</b>	<b>Misc.</b>
R-AR-HD	Apron rail with heavy duty plate	10		20	318.00	318.00	318.00	

# Monaco



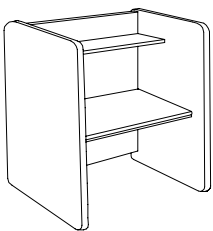
## Display

Product #	Description	Pk%	Cf	Lbs	Birch	Oak	Maple	Misc.
M-114	Newspaper table	10	3	180	2098.00	1824.00	2098.00	
M-118-L	Atlas stand	10	32	260	4011.00	3488.00	4011.00	
M-118-S	Children's atlas stand	10	25	250	4011.00	3488.00	4011.00	
M-119-L	Dictionary stand	10	15	180	2278.00	1982.00	2278.00	
M-119-S	Children's dictionary stand	10	12	170	2278.00	1982.00	2278.00	
M-144-L	Combination atlas dictionary stand	10	12	90	2827.00	2458.00	2827.00	
M-144-S	Children's atlas dictionary stand	10	9	70	2827.00	2458.00	2827.00	
M-156	Display table	10	20	245	6657.00	6340.00	6657.00	
M-156-FB	Display table with fabric bottom	10	20	170	7024.00	6690.00	7024.00	



## Index Tables

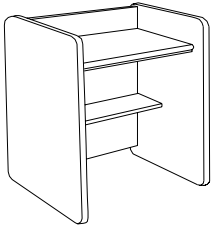
Product #	Description	Pk%	Cf	Lbs	Birch	Oak	Maple	Misc.
M-126-60	Index table double tier 4 place	10	50	420	4994.00	4757.00	4994.00	
M-126-90	Index table double tier 6 place	10	75	450	6491.00	6183.00	6491.00	



## Modular Study Carrels

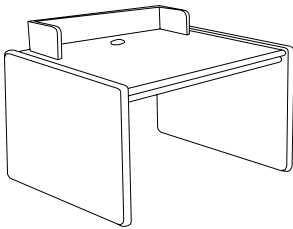
Product #	Description	Pk%	Cf	Lbs	Birch	Oak	Maple	Misc.
M-170-SS-36-MC	Panel carrel s/f starter 36" w	6	10	200	1831.00	1745.00	1831.00	
M-170-SS-48-MC	Panel carrel s/f starter 48" w	6	11	230	2080.00	1982.00	2080.00	
M-170-SA-36-MC	Panel carrel s/f add-on 36" w	6	7	150	1499.00	1427.00	1499.00	
M-170-SA-48-MC	Panel carrel s/f add-on 48" w	6	8	180	1747.00	1665.00	1747.00	
M-170-DS-36-MC	Panel carrel d/f starter 36" w	6	14	350	3162.00	3012.00	3162.00	
M-170-DS-48-MC	Panel carrel d/f starter 48" w	6	16	410	3413.00	3250.00	3413.00	
M-170-DA-36-MC	Panel carrel d/f add-on 36" w	6	11	240	2496.00	2379.00	2496.00	
M-170-DA-48-MC	Panel carrel d/f add-on 48" w	6	12	310	2747.00	2616.00	2747.00	
M-170-PW-36-MC	Panel carrel pinwheel 36" w	6	22	580	5826.00	5548.00	5826.00	
M-170-PW-48-MC	Panel carrel pinwheel 48" w	6	27	740	6623.00	6309.00	6623.00	

# Monaco



## Reference Carrels

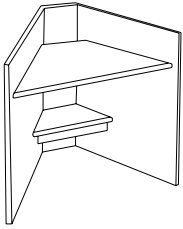
Product #	Description	Pk%	Cf	Lbs	Birch	Oak	Maple	Misc.
M-170-SS-36-RC	Panel ref carrel s/f starter 36" w	6	10	200	2165.00	2061.00	2165.00	
M-170-SS-48-RC	Panel ref carrel s/f starter 48" w	6	11	230	2332.00	2220.00	2332.00	
M-170-SA-36-RC	Panel ref carrel s/f add-on 36" w	6	7	150	1499.00	1427.00	1499.00	
M-170-SA-48-RC	Panel ref carrel s/f add-on 48" w	6	8	180	1666.00	1585.00	1666.00	
M-170-DS-36-RC	Panel ref carrel d/f starter 36" w	6	14	350	4161.00	3963.00	4161.00	
M-170-DS-48-RC	Panel ref carrel d/f starter 48" w	6	16	410	4328.00	4121.00	4328.00	
M-170-DA-36-RC	Panel ref carrel d/f add-on 36" w	6	11	240	2913.00	2775.00	2913.00	
M-170-DA-48-RC	Panel ref carrel d/f add-on 48" w	6	12	310	3079.00	2932.00	3079.00	
M-170-PW-36-RC	Panel ref carrel pinwheel 36" w	6	22	580	6823.00	6498.00	6823.00	
M-170-PW-48-RC	Panel ref carrel pinwheel 48" w	6	27	740	7157.00	6817.00	7157.00	



## PAC Tables

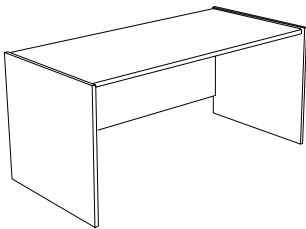
Product #	Description	Pk%	Cf	Lbs	Birch	Oak	Maple	Misc.
M-001X-29-PB	PAC table 1 place 29" h	10	12	130	2183.00	2080.00	2183.00	
M-001X-29-PB-AR	PAC table 1 place 29" h apron rail	10	12	130	2409.00	2296.00	2409.00	
M-001X-32-PB	PAC table 1 place 32" h	10	12	130	2183.00	2080.00	2183.00	
M-001X-32-PB-AR	PAC table 1 place 32" h apron rail	10	12	130	2409.00	2296.00	2409.00	
M-001X-39-PB	PAC table 1 place 39" h	10	12	135	2183.00	2080.00	2183.00	
M-001X-39-PB-AR	PAC table 1 place 39" h apron rail	10	12	135	2409.00	2296.00	2409.00	
M-002X-29-PB	PAC table 2 place 29" h	10	23	200	2664.00	2537.00	2664.00	
M-002X-29-PB-AR	PAC table 2 place 29" h apron rail	10	23	200	2890.00	2752.00	2890.00	
M-002X-32-PB	PAC table 2 place 32" h	10	23	200	2664.00	2537.00	2664.00	
M-002X-32-PB-AR	PAC table 2 place 32" h apron rail	10	23	200	2890.00	2752.00	2890.00	
M-002X-39-PB	PAC table 2 place 39" h	10	23	205	2664.00	2537.00	2664.00	
M-002X-39-PB-AR	PAC table 2 place 39" h apron rail	10	23	205	2890.00	2752.00	2890.00	
M-003X-29-PB	PAC table 3 place 29" h	10	28	250	3195.00	3043.00	3195.00	
M-003X-29-PB-AR	PAC table 3 place 29" h apron rail	10	28	250	3423.00	3258.00	3423.00	
M-003X-32-PB	PAC table 3 place 32" h	10	28	250	3195.00	3043.00	3195.00	
M-003X-32-PB-AR	PAC table 3 place 32" h apron rail	10	28	250	3423.00	3258.00	3423.00	
M-003X-39-PB	PAC table 3 place 39" h	10	28	260	3195.00	3043.00	3195.00	
M-003X-39-PB-AR	PAC table 3 place 39" h apron rail	10	28	260	3423.00	3258.00	3423.00	

# Monaco



## PAC Terminals

Product #	Description	Pk%	Cf	Lbs	Birch	Oak	Maple	Misc.
M-200X-S	Starter PAC terminal	6	7	100	2372.00	2259.00	2372.00	
M-200X-A	Add-on PAC terminal	6	6	90	1873.00	1783.00	1873.00	
M-200X-3	3 Place PAC terminal	6	20	590	6045.00	5757.00	6045.00	
M-200X-6	6 Place PAC terminal	6	37	970	9046.00	8614.00	9046.00	



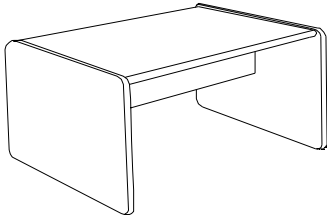
## Library Desk

Product #	Description	Pk%	Cf	Lbs	Birch	Oak	Maple	Misc.
M-250-6030	Desk 60" x 30"	10	37	220	1866.00	1776.00	1866.00	
M-250-7230	Desk 72" x 30"	10	43	235	2115.00	2015.00	2115.00	
M-250-6036	Desk 60" x 36"	10	43	225	2280.00	2172.00	2280.00	
M-250-7236	Desk 72" x 36"	10	52	240	2404.00	2291.00	2404.00	
M-250-R-R	Right hand desk return	10	19	95	1000.00	953.00	1000.00	
M-250-R-L	Left hand desk return	10	19	95	1199.00	1142.00	1199.00	
M-250-P	Pencil drawer	6	0.5	10	500.00	477.00	500.00	
M-250-BF	1 Box, 1 file pedestal	6	4	50	1095.00	953.00	1095.00	
M-250-B3	3 Box pedestal	6	4	50	1277.00	1111.00	1277.00	
M-250-F2	2 File pedestal	6	4	50	1323.00	1151.00	1323.00	
M-250-2BF	2 box, 1 file pedestal	6	4	50	1496.00	1424.00	1496.00	

# Monaco

---

<b>Product #</b>	<b>Description</b>	<b>Pk%</b>	<b>Cf</b>	<b>Lbs</b>	<b>Birch</b>	<b>Oak</b>	<b>Maple</b>	<b>Misc.</b>
------------------	--------------------	------------	-----------	------------	--------------	------------	--------------	--------------



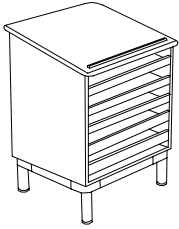
## Reading Tables

<b>Product #</b>	<b>Description</b>	<b>Pk%</b>	<b>Cf</b>	<b>Lbs</b>	<b>Birch</b>	<b>Oak</b>	<b>Maple</b>	<b>Misc.</b>
M-36-R	Round table 36" d	10	4	70	2148.00	2045.00	2148.00	
M-36-R-AR	Round table 36" d - AR	10	4	70	2373.00	2261.00	2373.00	
M-36-R-LC	Round table 36" d LC	10	4	70	2297.00	2188.00	2297.00	
M-36-R-LC-AR	Round table 36" d LC - AR	10	4	70	2524.00	2403.00	2524.00	
M-42-R	Round table 42" d	10	5	90	2213.00	2108.00	2213.00	
M-42-R-AR	Round table 42" d - AR	10	5	90	2441.00	2324.00	2441.00	
M-42-R-LC	Round table 42" d LC	10	5	90	2368.00	2255.00	2368.00	
M-42-R-LC-AR	Round table 42" d LC - AR	10	5	90	2595.00	2471.00	2595.00	
M-48-R	Round table 48" d	10	6	100	2213.00	2108.00	2213.00	
M-48-R-AR	Round table 48" d - AR	10	6	100	2441.00	2324.00	2441.00	
M-48-R-LC	Round table 48" d LC	10	6	100	2368.00	2255.00	2368.00	
M-48-R-LC-AR	Round table 48" d LC - AR	10	6	100	2595.00	2471.00	2595.00	
M-60-R	Round table 60" d	10	9	155	2964.00	2821.00	2964.00	
M-60-R-AR	Round table 60" d - AR	10	9	155	3189.00	3037.00	3189.00	
M-60-R-LC	Round table 60" d LC	10	9	155	3171.00	3020.00	3171.00	
M-60-R-LC-AR	Round table 60" d LC - AR	10	9	155	3396.00	3235.00	3396.00	
M-3636	Square table 36" x 36"	10	4	70	1798.00	1713.00	1798.00	
M-3636-AR	Square table 36" x 36" - AR	10	4	70	2025.00	1929.00	2025.00	
M-3636-LC	Square table 36" x 36" LC	10	4	70	1924.00	1832.00	1924.00	
M-3636-LC-AR	Square table 36" x 36" LC - AR	10	4	70	2150.00	2048.00	2150.00	
M-4242	Square table 42" x 42"	10	6	90	1916.00	1824.00	1916.00	
M-4242-AR	Square table 42" x 42" - AR	10	6	90	2142.00	2039.00	2142.00	
M-4242-LC	Square table 42" x 42" LC	10	6	90	2050.00	1952.00	2050.00	
M-4242-LC-AR	Square table 42" x 42" LC - AR	10	6	90	2276.00	2167.00	2276.00	
M-4848	Square table 48" x 48"	10	6	100	1916.00	1824.00	1916.00	
M-4848-AR	Square table 48" x 48" - AR	10	6	100	2142.00	2039.00	2142.00	
M-4848-LC	Square table 48" x 48" LC	10	6	100	2050.00	1952.00	2050.00	
M-4848-LC-AR	Square table 48" x 48" LC - AR	10	6	100	2276.00	2167.00	2276.00	
M-6030	Rectangular table 60" x 30"	10	7	160	1916.00	1824.00	1916.00	
M-6030-AR	Rectangular table 60" x 30" - AR	10	7	160	2142.00	2039.00	2142.00	
M-6030-LC	Rectangular table 60" x 30" LC	10	7	160	2050.00	1952.00	2050.00	
M-6030-LC-AR	Rectangular table 60" x 30" LC - AR	10	7	160	2276.00	2167.00	2276.00	
M-6036	Rectangular table 60" x 36"	10	7	160	2013.00	1919.00	2013.00	
M-6036-AR	Rectangular table 60" x 36" - AR	10	7	160	2241.00	2135.00	2241.00	
M-6036-LC	Rectangular table 60" x 36" LC	10	7	160	2154.00	2052.00	2154.00	
M-6036-LC-AR	Rectangular table 60" x 36" LC - AR	10	7	160	2381.00	2268.00	2381.00	
M-6042	Rectangular table 60" x 42"	10	9	175	2165.00	2061.00	2165.00	
M-6042-AR	Rectangular table 60" x 42" - AR	10	9	175	2390.00	2276.00	2390.00	
M-6042-LC	Rectangular table 60" x 42" LC	10	9	175	2315.00	2206.00	2315.00	
M-6042-LC-AR	Rectangular table 60" x 42" LC - AR	10	9	175	2542.00	2422.00	2542.00	
M-6048	Rectangular table 60" x 48"	10	9	230	2197.00	2092.00	2197.00	

# Monaco

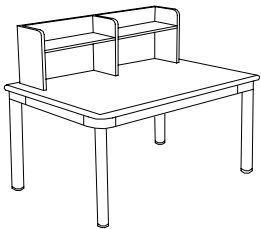
Product #	Description	Pk%	Cf	Lbs	Birch	Oak	Maple	Misc.
M-6048-AR	Rectangular table 60" x 48" - AR	10	9	230	2425.00	2309.00	2425.00	
M-6048-LC	Rectangular table 60" x 48" LC	10	9	230	2351.00	2240.00	2351.00	
M-6048-LC-AR	Rectangular table 60" x 48" LC - AR	10	9	230	2579.00	2455.00	2579.00	
M-7230	Rectangular table 72" x 30"	10	8	190	1998.00	1903.00	1998.00	
M-7230-AR	Rectangular table 72" x 30" - AR	10	8	190	2225.00	2119.00	2225.00	
M-7230-LC	Rectangular table 72" x 30" LC	10	8	190	2137.00	2036.00	2137.00	
M-7230-LC-AR	Rectangular table 72" x 30" LC - AR	10	8	190	2365.00	2252.00	2365.00	
M-7236	Rectangular table 72" x 36"	10	8	190	2098.00	1998.00	2098.00	
M-7236-AR	Rectangular table 72" x 36" - AR	10	8	190	2324.00	2213.00	2324.00	
M-7236-LC	Rectangular table 72" x 36" LC	10	8	190	2245.00	2137.00	2245.00	
M-7236-LC-AR	Rectangular table 72" x 36" LC - AR	10	8	190	2471.00	2353.00	2471.00	
M-7242	Rectangular table 72" x 42"	10	10	215	2332.00	2220.00	2332.00	
M-7242-AR	Rectangular table 72" x 42" - AR	10	10	215	2557.00	2436.00	2557.00	
M-7242-LC	Rectangular table 72" x 42" LC	10	10	215	2494.00	2376.00	2494.00	
M-7242-LC-AR	Rectangular table 72" x 42" LC - AR	10	10	215	2721.00	2591.00	2721.00	
M-7248	Rectangular table 72" x 48"	10	10	230	2365.00	2252.00	2365.00	
M-7248-AR	Rectangular table 72" x 48" - AR	10	10	230	2590.00	2468.00	2590.00	
M-7248-LC	Rectangular table 72" x 48" LC	10	10	230	2529.00	2409.00	2529.00	
M-7248-LC-AR	Rectangular table 72" x 48" LC - AR	10	10	230	2756.00	2625.00	2756.00	
M-8430	Rectangular table 84" x 30"	10	7	230	2248.00	2142.00	2248.00	
M-8430-AR	Rectangular table 84" x 30" - AR	10	7	230	2475.00	2357.00	2475.00	
M-8430-LC	Rectangular table 84" x 30" LC	10	7	230	2406.00	2291.00	2406.00	
M-8430-LC-AR	Rectangular table 84" x 30" LC - AR	10	7	230	2632.00	2506.00	2632.00	
M-8436	Rectangular table 84" x 36"	10	8	230	2338.00	2228.00	2338.00	
M-8436-AR	Rectangular table 84" x 36" - AR	10	8	230	2565.00	2443.00	2565.00	
M-8436-LC	Rectangular table 84" x 36" LC	10	8	230	2503.00	2383.00	2503.00	
M-8436-LC-AR	Rectangular table 84" x 36" LC - AR	10	8	230	2729.00	2598.00	2729.00	
M-8442	Rectangular table 84" x 42"	10	9	245	2448.00	2332.00	2448.00	
M-8442-AR	Rectangular table 84" x 42" - AR	10	9	245	2675.00	2547.00	2675.00	
M-8442-LC	Rectangular table 84" x 42" LC	10	9	245	2619.00	2495.00	2619.00	
M-8442-LC-AR	Rectangular table 84" x 42" LC - AR	10	9	245	2846.00	2711.00	2846.00	
M-8448	Rectangular table 84" x 48"	10	10	290	2531.00	2411.00	2531.00	
M-8448-AR	Rectangular table 84" x 48" - AR	10	10	290	2757.00	2626.00	2757.00	
M-8448-LC	Rectangular table 84" x 48" LC	10	10	290	2708.00	2579.00	2708.00	
M-8448-LC-AR	Rectangular table 84" x 48" LC - AR	10	10	290	2933.00	2794.00	2933.00	
M-9630	Rectangular table 96" x 30"	10	10	290	2448.00	2332.00	2448.00	
M-9630-AR	Rectangular table 96" x 30" - AR	10	10	290	2675.00	2547.00	2675.00	
M-9630-LC	Rectangular table 96" x 30" LC	10	10	290	2619.00	2495.00	2619.00	
M-9630-LC-AR	Rectangular table 96" x 30" LC - AR	10	10	290	2846.00	2711.00	2846.00	
M-9636	Rectangular table 96" x 36"	10	10	290	2448.00	2332.00	2448.00	
M-9636-AR	Rectangular table 96" x 36" - AR	10	10	290	2675.00	2547.00	2675.00	
M-9636-LC	Rectangular table 96" x 36" LC	10	10	290	2619.00	2495.00	2619.00	
M-9636-LC-AR	Rectangular table 96" x 36" LC - AR	10	10	290	2846.00	2711.00	2846.00	
M-9642	Rectangular table 96" x 42"	10	12	310	2613.00	2488.00	2613.00	
M-9642-AR	Rectangular table 96" x 42" - AR	10	12	310	2839.00	2703.00	2839.00	
M-9642-LC	Rectangular table 96" x 42" LC	10	12	310	2795.00	2664.00	2795.00	
M-9642-LC-AR	Rectangular table 96" x 42" LC - AR	10	12	310	3023.00	2879.00	3023.00	
M-9648	Rectangular table 96" x 48"	10	12	320	2696.00	2568.00	2696.00	
M-9648-AR	Rectangular table 96" x 48" - AR	10	12	320	2924.00	2784.00	2924.00	
M-9648-LC	Rectangular table 96" x 48" LC	10	12	320	2886.00	2748.00	2886.00	
M-9648-LC-AR	Rectangular table 96" x 48" LC - AR	10	12	320	3112.00	2964.00	3112.00	

# Empire



## Display

Product #	Description	Pk%	Cf	Lbs	Birch	Oak	Maple	Misc.
E-113-L	Magazine rack - 5 sloping shelf	10	35	150	4484.00	3899.00	4484.00	
E-113-S	Magazine rack - 4 sloping shelf	10	20	95	4484.00	3899.00	4484.00	
E-118-L-LB	Atlas stand leg base	10	32	170	3829.00	3329.00	3829.00	
E-118-S-LB	Children's atlas stand leg base	10	25	131	3829.00	3329.00	3829.00	
E-118-L-PB	Atlas stand panel base	10	32	170	3281.00	2853.00	3281.00	
E-118-S-PB	Children's atlas stand panel base	10	25	131	3281.00	2853.00	3281.00	
E-119-L-LB	Dictionary stand leg base	10	15	70	2552.00	2220.00	2552.00	
E-119-S-LB	Children's dictionary stand leg base	10	12	55	2552.00	2220.00	2552.00	
E-119-L-PB	Dictionary stand panel base	10	15	70	2006.00	1745.00	2006.00	
E-119-S-PB	Children's dict. stand panel base	10	12	55	2006.00	1745.00	2006.00	
E-144-L-LB	Atlas dictionary stand leg base	10	12	90	3099.00	2695.00	3099.00	
E-144-S-LB	Children's atlas dict. stand leg base	10	9	70	3099.00	2695.00	3099.00	
E-144-L-PB	Atlas dictionary stand panel base	10	12	90	2552.00	2220.00	2552.00	
E-144-S-PB	Children atlas dict stand panel base	10	9	70	2552.00	2220.00	2552.00	
E-156	Display table	10	40	180	6990.00	6657.00	6990.00	
E-156-FB	Display table with fabric bottom	10	40	180	7357.00	7006.00	7357.00	



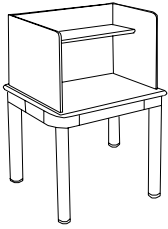
## Index Tables

Product #	Description	Pk%	Cf	Lbs	Birch	Oak	Maple	Misc.
E-126-60	Index table double tier 4 place	10	50	245	5493.00	5231.00	5493.00	
E-126-90	Index table double tier 6 place	10	75	290	6491.00	6183.00	6491.00	

# Empire

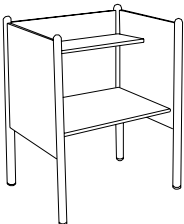
---

<b>Product #</b>	<b>Description</b>	<b>Pk%</b>	<b>Cf</b>	<b>Lbs</b>	<b>Birch</b>	<b>Oak</b>	<b>Maple</b>	<b>Misc.</b>
------------------	--------------------	------------	-----------	------------	--------------	------------	--------------	--------------



## Study Carrel Tables

<b>Product #</b>	<b>Description</b>	<b>Pk%</b>	<b>Cf</b>	<b>Lbs</b>	<b>Birch</b>	<b>Oak</b>	<b>Maple</b>	<b>Misc.</b>
E-190-S	Single half panel carrel	10	14	125	2830.00	2695.00	2830.00	
E-190-D	Double half panel carrel	10	28	145	3829.00	3646.00	3829.00	
E-128-S	Single study carrel	6	17	150	3162.00	3012.00	3162.00	
E-128-D	Double study carrel	10	32	190	4328.00	4121.00	4328.00	
E-128-Q	Four place study carrel	10	60	350	6324.00	6024.00	6324.00	



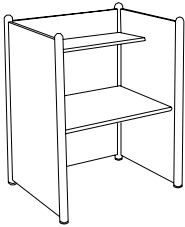
## Modular Study Carrels

<b>Product #</b>	<b>Description</b>	<b>Pk%</b>	<b>Cf</b>	<b>Lbs</b>	<b>Birch</b>	<b>Oak</b>	<b>Maple</b>	<b>Misc.</b>
E-142-SS-36-MC	Mod. carrel s/f starter 36" w	6	5	130	1666.00	1585.00	1666.00	
E-142-SS-48-MC	Mod. carrel s/f starter 48" w	6	6	170	1998.00	1903.00	1998.00	
E-142-SA-36-MC	Mod. carrel s/f add-on 36" w	6	4	110	1332.00	1269.00	1332.00	
E-142-SA-48-MC	Mod. carrel s/f add-on 48" w	6	5	145	1499.00	1427.00	1499.00	
E-142-DS-36-MC	Mod. carrel d/f starter 36" w	6	8	230	3495.00	3329.00	3495.00	
E-142-DS-48-MC	Mod. carrel d/f starter 48" w	6	9	260	3662.00	3488.00	3662.00	
E-142-DA-36-MC	Mod. carrel d/f add-on 36" w	6	6	210	2664.00	2537.00	2664.00	
E-142-DA-48-MC	Mod. carrel d/f add-on 48" w	6	7	250	2830.00	2695.00	2830.00	
E-142-PW-36-MC	Mod. carrel pinwheel 36" w	6	13	325	5325.00	5072.00	5325.00	
E-142-PW-48-MC	Mod. carrel pinwheel 48" w	6	17	560	6158.00	5864.00	6158.00	

# Empire

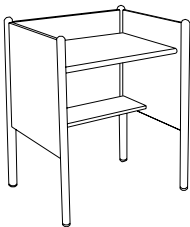
---

<b>Product #</b>	<b>Description</b>	<b>Pk%</b>	<b>Cf</b>	<b>Lbs</b>	<b>Birch</b>	<b>Oak</b>	<b>Maple</b>	<b>Misc.</b>
------------------	--------------------	------------	-----------	------------	--------------	------------	--------------	--------------



## Modular Panel Carrels

<b>Product #</b>	<b>Description</b>	<b>Pk%</b>	<b>Cf</b>	<b>Lbs</b>	<b>Birch</b>	<b>Oak</b>	<b>Maple</b>	<b>Misc.</b>
E-170-SS-36-MC	Panel carrel s/f starter 36" w	6	10	200	3122.00	2972.00	3122.00	
E-170-SS-48-MC	Panel carrel s/f starter 48" w	6	11	230	3329.00	3171.00	3329.00	
E-170-SA-36-MC	Panel carrel s/f add-on 36" w	6	7	150	2165.00	2061.00	2165.00	
E-170-SA-48-MC	Panel carrel s/f add-on 48" w	6	8	180	2496.00	2379.00	2496.00	
E-170-DS-36-MC	Panel carrel d/f starter 36" w	6	14	275	4495.00	4281.00	4495.00	
E-170-DS-48-MC	Panel carrel d/f starter 48" w	6	16	310	4827.00	4597.00	4827.00	
E-170-DA-36-MC	Panel carrel d/f add-on 36" w	6	11	180	3204.00	3051.00	3204.00	
E-170-DA-48-MC	Panel carrel d/f add-on 48" w	6	12	230	3495.00	3329.00	3495.00	
E-170-PW-36-MC	Panel carrel pinwheel 36" w	6	22	450	8071.00	7687.00	8071.00	
E-170-PW-48-MC	Panel carrel pinwheel 48" w	6	27	600	8905.00	8481.00	8905.00	



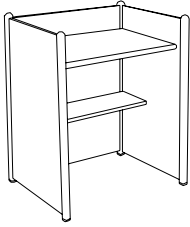
## Reference Carrels

<b>Product #</b>	<b>Description</b>	<b>Pk%</b>	<b>Cf</b>	<b>Lbs</b>	<b>Birch</b>	<b>Oak</b>	<b>Maple</b>	<b>Misc.</b>
E-142-SS-36-RC	Ref. carrel s/f starter 36" w	6	5	130	1831.00	1745.00	1831.00	
E-142-SS-48-RC	Ref. carrel s/f starter 48" w	6	6	170	2165.00	2061.00	2165.00	
E-142-SA-36-RC	Ref. carrel s/f add-on 36" w	6	4	110	1414.00	1348.00	1414.00	
E-142-SA-48-RC	Ref. carrel s/f add-on 48" w	6	5	145	1583.00	1507.00	1583.00	
E-142-DS-36-RC	Ref. carrel d/f starter 36" w	6	8	230	3829.00	3646.00	3829.00	
E-142-DS-48-RC	Ref. carrel d/f starter 48" w	6	9	260	3994.00	3805.00	3994.00	
E-142-DA-36-RC	Ref. carrel d/f add-on 36" w	6	6	210	2830.00	2695.00	2830.00	
E-142-DA-48-RC	Ref. carrel d/f add-on 48" w	6	7	250	2997.00	2853.00	2997.00	
E-142-PW-36-RC	Ref. carrel pinwheel 36" w	6	13	325	5826.00	5548.00	5826.00	
E-142-PW-48-RC	Ref. carrel pinwheel 48" w	6	17	560	6657.00	6340.00	6657.00	

# Empire

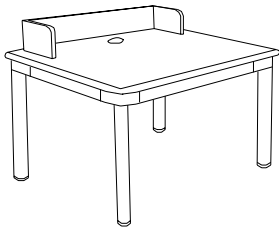
---

<b>Product #</b>	<b>Description</b>	<b>Pk%</b>	<b>Cf</b>	<b>Lbs</b>	<b>Birch</b>	<b>Oak</b>	<b>Maple</b>	<b>Misc.</b>
------------------	--------------------	------------	-----------	------------	--------------	------------	--------------	--------------



## Panel Reference Carrels

<b>Product #</b>	<b>Description</b>	<b>Pk%</b>	<b>Cf</b>	<b>Lbs</b>	<b>Birch</b>	<b>Oak</b>	<b>Maple</b>	<b>Misc.</b>
E-170-SS-36-RC	Panel ref carrel s/f starter 36" w	6	10	200	3162.00	3012.00	3162.00	
E-170-SS-48-RC	Panel ref carrel s/f starter 48" w	6	11	230	3495.00	3329.00	3495.00	
E-170-SA-36-RC	Panel ref carrel s/f add-on 36" w	6	7	150	2165.00	2061.00	2165.00	
E-170-SA-48-RC	Panel ref carrel s/f add-on 48" w	6	8	180	2664.00	2537.00	2664.00	
E-170-DS-36-RC	Panel ref carrel d/f starter 36" w	6	14	275	4660.00	4438.00	4660.00	
E-170-DS-48-RC	Panel ref carrel d/f starter 48" w	6	16	310	5325.00	5072.00	5325.00	
E-170-DA-36-RC	Panel ref carrel d/f add-on 36" w	6	11	180	3329.00	3171.00	3329.00	
E-170-DA-48-RC	Panel ref carrel d/f add-on 48" w	6	12	230	3994.00	3805.00	3994.00	
E-170-PW-36-RC	Panel ref carrel pinwheel 36" w	6	22	450	8571.00	8163.00	8571.00	
E-170-PW-48-RC	Panel ref carrel pinwheel 48" w	6	27	600	8737.00	8322.00	8737.00	



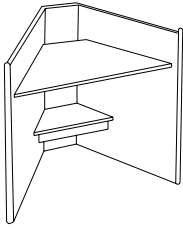
## PAC Tables

<b>Product #</b>	<b>Description</b>	<b>Pk%</b>	<b>Cf</b>	<b>Lbs</b>	<b>Birch</b>	<b>Oak</b>	<b>Maple</b>	<b>Misc.</b>
E-001X-29-LB	PAC table 1 place 29" h	10	10	100	2550.00	2427.00	2550.00	
E-001X-32-LB	PAC table 1 place 32" h	10	10	100	2550.00	2427.00	2550.00	
E-001X-39-LB	PAC table 1 place 39" h	10	10	105	2550.00	2427.00	2550.00	
E-002X-29-LB	PAC table 2 place 29" h	10	21	150	3112.00	2964.00	3112.00	
E-002X-32-LB	PAC table 2 place 32" h	10	21	150	3112.00	2964.00	3112.00	
E-002X-39-LB	PAC table 2 place 39" h	10	21	155	3112.00	2964.00	3112.00	
E-003X-29-LB	PAC table 3 place 29" h	10	26	185	3595.00	3424.00	3595.00	
E-003X-32-LB	PAC table 3 place 32" h	10	26	185	3595.00	3424.00	3595.00	
E-003X-39-LB	PAC table 3 place 39" h	10	26	190	3545.00	3377.00	3545.00	

# Empire

---

**Product #**                      **Description**    **Pk%** **Cf** **Lbs** **Birch**    **Oak**    **Maple**    **Misc.**



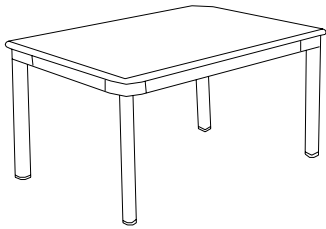
## PAC Terminals

<b>Product #</b>	<b>Description</b>	<b>Pk%</b>	<b>Cf</b>	<b>Lbs</b>	<b>Birch</b>	<b>Oak</b>	<b>Maple</b>	<b>Misc.</b>
E-200X-S	Starter PAC terminal	6	7	100	2830.00	2695.00	2830.00	
E-200X-A	Add-on PAC terminal	6	6	90	2413.00	2298.00	2413.00	
E-200X-3	3 Place PAC terminal	6	20	590	7656.00	7292.00	7656.00	
E-200X-6	6 Place PAC terminal	6	37	970	13314.00	12680.00	13314.00	

# Empire

---

<b>Product #</b>	<b>Description</b>	<b>Pk%</b>	<b>Cf</b>	<b>Lbs</b>	<b>Birch</b>	<b>Oak</b>	<b>Maple</b>	<b>Misc.</b>
------------------	--------------------	------------	-----------	------------	--------------	------------	--------------	--------------



## Reading Tables

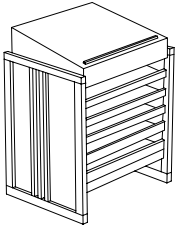
<b>Product #</b>	<b>Description</b>	<b>Pk%</b>	<b>Cf</b>	<b>Lbs</b>	<b>Birch</b>	<b>Oak</b>	<b>Maple</b>	<b>Misc.</b>
E-36-R	Round table 36" d	10	4	70	2597.00	2473.00	2597.00	
E-36-R-LC	Round table 36" d LC	10	4	70	2664.00	2537.00	2664.00	
E-42-R	Round table 42" d	10	5	90	2613.00	2488.00	2613.00	
E-42-R-LC	Round table 42" d LC	10	5	90	2713.00	2586.00	2713.00	
E-48-R	Round table 48" d	10	6	100	2613.00	2488.00	2613.00	
E-48-R-LC	Round table 48" d LC	10	6	100	2713.00	2586.00	2713.00	
E-60-R	Round table 60" d	10	9	155	3278.00	3122.00	3278.00	
E-60-R-LC	Round table 60" d LC	10	9	155	3421.00	3258.00	3421.00	
E-3636	Square table 36" x 36"	10	4	70	2165.00	2061.00	2165.00	
E-3636-LC	Square table 36" x 36" LC	10	4	70	2230.00	2125.00	2230.00	
E-4242	Square table 42" x 42"	10	6	90	2365.00	2252.00	2365.00	
E-4242-LC	Square table 42" x 42" LC	10	6	90	2430.00	2315.00	2430.00	
E-4848	Square table 48" x 48"	10	6	100	2365.00	2252.00	2365.00	
E-4848-LC	Square table 48" x 48" LC	10	6	100	2430.00	2315.00	2430.00	
E-6030	Rectangular table 60" x 30"	10	7	100	2413.00	2298.00	2413.00	
E-6030-LC	Rectangular table 60" x 30" LC	10	7	100	2516.00	2395.00	2516.00	
E-6036	Rectangular table 60" x 36"	10	7	110	2516.00	2395.00	2516.00	
E-6036-LC	Rectangular table 60" x 36" LC	10	7	110	2613.00	2488.00	2613.00	
E-6042	Rectangular table 60" x 42"	10	9	125	2613.00	2488.00	2613.00	
E-6042-LC	Rectangular table 60" x 42" LC	10	9	125	2713.00	2586.00	2713.00	
E-6048	Rectangular table 60" x 48"	10	9	135	2648.00	2522.00	2648.00	
E-6048-LC	Rectangular table 60" x 48" LC	10	9	135	2788.00	2656.00	2788.00	
E-7230	Rectangular table 72" x 30"	10	8	110	2448.00	2332.00	2448.00	
E-7230-LC	Rectangular table 72" x 30" LC	10	8	110	2547.00	2425.00	2547.00	
E-7236	Rectangular table 72" x 36"	10	8	125	2547.00	2425.00	2547.00	
E-7236-LC	Rectangular table 72" x 36" LC	10	8	125	2648.00	2522.00	2648.00	
E-7242	Rectangular table 72" x 42"	10	10	145	2731.00	2600.00	2731.00	
E-7242-LC	Rectangular table 72" x 42" LC	10	10	145	2830.00	2695.00	2830.00	
E-7248	Rectangular table 72" x 48"	10	10	160	2764.00	2632.00	2764.00	
E-7248-LC	Rectangular table 72" x 48" LC	10	10	160	2905.00	2767.00	2905.00	
E-8430	Rectangular table 84" x 30"	10	7	125	2648.00	2522.00	2648.00	
E-8430-LC	Rectangular table 84" x 30" LC	10	7	125	2788.00	2656.00	2788.00	
E-8436	Rectangular table 84" x 36"	10	8	142	2738.00	2608.00	2738.00	
E-8436-LC	Rectangular table 84" x 36" LC	10	8	142	2879.00	2742.00	2879.00	
E-8442	Rectangular table 84" x 42"	10	9	163	2848.00	2712.00	2848.00	
E-8442-LC	Rectangular table 84" x 42" LC	10	9	163	2988.00	2846.00	2988.00	
E-8448	Rectangular table 84" x 48"	10	10	180	2930.00	2790.00	2930.00	
E-8448-LC	Rectangular table 84" x 48" LC	10	10	180	3071.00	2925.00	3071.00	
E-9630	Rectangular table 96" x 30"	10	10	140	2848.00	2712.00	2848.00	
E-9630-LC	Rectangular table 96" x 30" LC	10	10	140	2988.00	2846.00	2988.00	
E-9642	Rectangular table 96" x 42"	10	12	180	3012.00	2869.00	3012.00	

# Empire

---

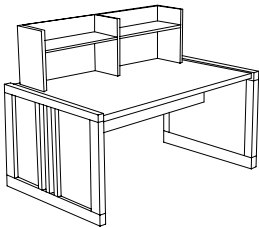
<b>Product #</b>	<b>Description</b>	<b>Pk%</b>	<b>Cf</b>	<b>Lbs</b>	<b>Birch</b>	<b>Oak</b>	<b>Maple</b>	<b>Misc.</b>
E-9642-LC	Rectangular table 96" x 42" LC	10	12	180	3155.00	3005.00	3155.00	
E-9648	Rectangular table 96" x 48"	10	12	200	3096.00	2949.00	3096.00	
E-9648-LC	Rectangular table 96" x 48" LC	10	12	200	3237.00	3083.00	3237.00	

# Aspen



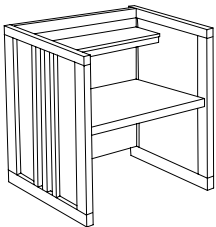
## Display

Product #	Description	Pk%	Cf	Lbs	Birch	Oak	Maple	Misc.
A-114	Newspaper table	10	21	180		2356.00	2496.00	
A-118	Atlas stand	10	30	260		3332.00	3531.00	
A-119	Dictionary stand	10	20	180		2680.00	2841.00	
A-156	Display table	10	23	245		5971.00	6329.00	
A-156-FB	Display table with fabric bottom	10	23	245		6575.00	6968.00	
A-395-A	Adult AV browser	10	36	260		5392.00	5715.00	



## Index Tables

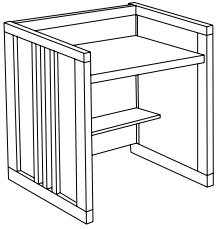
Product #	Description	Pk%	Cf	Lbs	Birch	Oak	Maple	Misc.
A-124-60	Index table double tier 2 place	10	35	230		3092.00	3278.00	
A-124-90	Index table double tier 3 place	10	52	250		4385.00	4649.00	
A-126-60	Index table double tier 4 place	10	69	420		4226.00	4479.00	
A-126-90	Index table double tier 6 place	10	102	450		5488.00	5817.00	



## Modular Panel Carrels

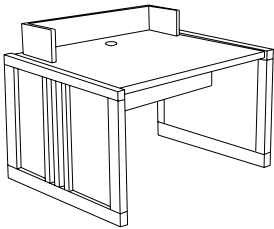
Product #	Description	Pk%	Cf	Lbs	Birch	Oak	Maple	Misc.
A-170-SS-36-MC	Panel carrel s/f starter 36" w	6	11	340		2702.00	2864.00	
A-170-SS-48-MC	Panel carrel s/f starter 48" w	6	11	360		2995.00	3175.00	
A-170-SA-36-MC	Panel carrel s/f add-on 36" w	6	11	160		1831.00	1942.00	
A-170-SA-48-MC	Panel carrel s/f add-on 48" w	6	11	190		2137.00	2265.00	
A-170-DS-36-MC	Panel carrel d/f starter 36" w	6	22	655		3871.00	4104.00	
A-170-DS-48-MC	Panel carrel d/f starter 48" w	6	22	710		4322.00	4581.00	
A-170-DA-36-MC	Panel carrel d/f add-on 36" w	6	22	250		2383.00	2526.00	
A-170-DA-48-MC	Panel carrel d/f add-on 48" w	6	22	310		2834.00	3004.00	
A-170-PW-36-MC	Panel carrel pinwheel 36" w	6	48	780		6467.00	6855.00	
A-170-PW-48-MC	Panel carrel pinwheel 48" w	6	55	800		7761.00	8226.00	

# Aspen



## Panel Reference Carrels

Product #	Description	Pk%	Cf	Lbs	Birch	Oak	Maple	Misc.
A-170-SS-36-RC	Panel ref carrel s/f starter 36" w	6	11	340		2761.00	2926.00	
A-170-SS-48-RC	Panel ref carrel s/f starter 48" w	6	11	360		3293.00	3490.00	
A-170-SA-36-RC	Panel ref carrel s/f add-on 36" w	6	11	160		2028.00	2150.00	
A-170-SA-48-RC	Panel ref carrel s/f add-on 48" w	6	11	190		2488.00	2637.00	
A-170-DS-36-RC	Panel ref carrel d/f starter 36" w	6	22	655		4500.00	4771.00	
A-170-DS-48-RC	Panel ref carrel d/f starter 48" w	6	22	710		5026.00	5328.00	
A-170-DA-36-RC	Panel ref carrel d/f add-on 36" w	6	22	250		3012.00	3193.00	
A-170-DA-48-RC	Panel ref carrel d/f add-on 48" w	6	22	310		3172.00	3362.00	
A-170-PW-36-RC	Panel ref carrel pinwheel 36" w	6	48	780		7114.00	7541.00	
A-170-PW-48-RC	Panel ref carrel pinwheel 48" w	6	55	800		8537.00	9049.00	



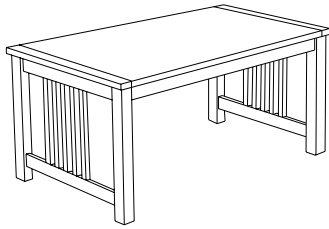
## PAC Tables

Product #	Description	Pk%	Cf	Lbs	Birch	Oak	Maple	Misc.
A-001X-29-PB	PAC table 1 place 29" h	10	13	130		2639.00	2797.00	
A-001X-32-PB	PAC table 1 place 32" h	10	16	130		2782.00	2949.00	
A-001X-39-PB	PAC table 1 place 39" h	10	23	135		2926.00	3102.00	
A-002X-29-PB	PAC table 2 place 29" h	10	27	200		3523.00	3735.00	
A-002X-32-PB	PAC table 2 place 32" h	10	33	200		3667.00	3886.00	
A-002X-39-PB	PAC table 2 place 39" h	10	46	205		3810.00	4039.00	
A-003X-29-PB	PAC table 3 place 29" h	10	34	250		4407.00	4672.00	
A-003X-32-PB	PAC table 3 place 32" h	10	41	250		4551.00	4824.00	
A-003X-39-PB	PAC table 3 place 39" h	10	58	260		4695.00	4977.00	

# Aspen

---

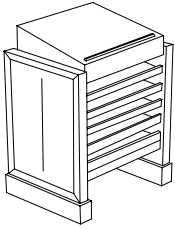
<b>Product #</b>	<b>Description</b>	<b>Pk%</b>	<b>Cf</b>	<b>Lbs</b>	<b>Birch</b>	<b>Oak</b>	<b>Maple</b>	<b>Misc.</b>
------------------	--------------------	------------	-----------	------------	--------------	------------	--------------	--------------



## Reading Tables

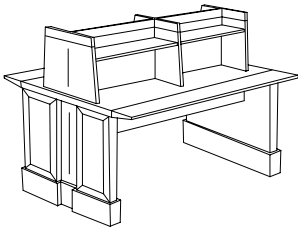
<b>Product #</b>	<b>Description</b>	<b>Pk%</b>	<b>Cf</b>	<b>Lbs</b>	<b>Birch</b>	<b>Oak</b>	<b>Maple</b>	<b>Misc.</b>
A-42-R	Round table 42" d	10	8	90		1882.00	1993.00	
A-42-R-LC	Round table 42" d LC	10	8	90		1999.00	2119.00	
A-48-R	Round table 48" d	10	10	100		2071.00	2195.00	
A-48-R-LC	Round table 48" d LC	10	10	100		2200.00	2333.00	
A-4242	Square table 42" x 42"	10	8	90		1942.00	2058.00	
A-4242-LC	Square table 42" x 42" LC	10	8	90		2064.00	2188.00	
A-4848	Square table 48" x 48"	10	10	100		2043.00	2165.00	
A-4848-LC	Square table 48" x 48" LC	10	10	100		2172.00	2301.00	
A-6036	Rectangular table 60" x 36"	10	10	170		2459.00	2608.00	
A-6036-LC	Rectangular table 60" x 36" LC	10	10	170		2618.00	2774.00	
A-6048	Rectangular table 60" x 48"	10	13	230		2876.00	3048.00	
A-6048-LC	Rectangular table 60" x 48" LC	10	13	230		3056.00	3240.00	
A-7236	Rectangular table 72" x 36"	10	12	200		2583.00	2738.00	
A-7236-LC	Rectangular table 72" x 36" LC	10	12	200		2747.00	2912.00	
A-7248	Rectangular table 72" x 48"	10	15	270		3046.00	3229.00	
A-7248-LC	Rectangular table 72" x 48" LC	10	15	270		3235.00	3430.00	
A-8436	Rectangular table 84" x 36"	10	13	230		3063.00	3247.00	
A-8436-LC	Rectangular table 84" x 36" LC	10	13	230		3216.00	3408.00	
A-8448	Rectangular table 84" x 48"	10	18	290		3193.00	3384.00	
A-8448-LC	Rectangular table 84" x 48" LC	10	18	290		3352.00	3552.00	
A-9636	Rectangular table 96" x 36"	10	15	290		3207.00	3398.00	
A-9636-LC	Rectangular table 96" x 36" LC	10	15	290		3365.00	3566.00	
A-9648	Rectangular table 96" x 48"	10	20	340		3223.00	3415.00	
A-9648-LC	Rectangular table 96" x 48" LC	10	20	340		3423.00	3628.00	

# Princeton



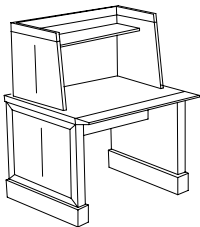
## Display

Product #	Description	Pk%	Cf	Lbs	Birch	Oak	Maple	Misc.
PR-114	Newspaper table	10	25	190		4141.00	4387.00	
PR-118	Atlas stand	10	33	270		4448.00	4704.00	
PR-119	Dictionary stand	10	16	190		3234.00	3422.00	
PR-156	Display table	10	23	255		7681.00	8124.00	
PR-156-FB	Display table with fabric bottom	10	23	255		8085.00	8552.00	
PR-395-A	Adult AV browser	10	37	260		6031.00	6376.00	



## Index Tables

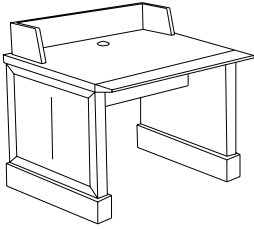
Product #	Description	Pk%	Cf	Lbs	Birch	Oak	Maple	Misc.
PR-126-60	Index table double tier 4 place	10	64	440		8490.00	8980.00	
PR-126-60-VT	Index table double tier 4 place VT	10	64	440		8665.00	9166.00	
PR-126-90	Index table double tier 6 place	10	96	470		10915.00	11545.00	
PR-126-90-VT	Index table double tier 6 place VT	10	96	470		11090.00	11731.00	



## Study Carrel Tables

Product #	Description	Pk%	Cf	Lbs	Birch	Oak	Maple	Misc.
PR-128-S	Single study carrel	6	16	140		4452.00	4704.00	
PR-128-S-VT	Single study carrel VT	6	16	140		4622.00	4889.00	
PR-128-D	Double study carrel	10	32	210		6170.00	6523.00	
PR-128-D-VT	Double study carrel VT	10	32	210		6337.00	6707.00	
PR-128-Q	Four place study carrel	10	62	310		8496.00	8980.00	
PR-128-Q-VT	Four place study carrel VT	10	62	310		8672.00	9166.00	

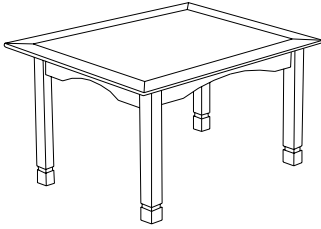
# Princeton



## PAC Tables

Product #	Description	Pk%	Cf	Lbs	Birch	Oak	Maple	Misc.
PR-001X-29	PAC table 1 place 29" h	10	13	135		4392.00	4641.00	
PR-001X-29-VT	PAC table 1 place 29" h VT	10	13	135		4557.00	4826.00	
PR-001X-32	PAC table 1 place 32" h	10	16	135		4611.00	4873.00	
PR-001X-32-VT	PAC table 1 place 32" h VT	10	16	135		4786.00	5058.00	
PR-001X-39	PAC table 1 place 39" h	10	23	140		4841.00	5116.00	
PR-001X-39-VT	PAC table 1 place 39" h VT	10	23	140		5016.00	5303.00	
PR-002X-29	PAC table 2 place 29" h	10	27	205		5737.00	6073.00	
PR-002X-29-VT	PAC table 2 place 29" h VT	10	27	205		5922.00	6258.00	
PR-002X-32	PAC table 2 place 32" h	10	33	205		6031.00	6376.00	
PR-002X-32-VT	PAC table 2 place 32" h VT	10	33	205		6206.00	6561.00	
PR-002X-39	PAC table 2 place 39" h	10	46	210		6326.00	6694.00	
PR-002X-39-VT	PAC table 2 place 39" h VT	10	46	210		6508.00	6880.00	
PR-003X-29	PAC table 3 place 29" h	10	34	260		6998.00	7397.00	
PR-003X-29-VT	PAC table 3 place 29" h VT	10	34	260		7173.00	7581.00	
PR-003X-32	PAC table 3 place 32" h	10	41	260		7348.00	7768.00	
PR-003X-32-VT	PAC table 3 place 32" h VT	10	41	260		7525.00	7953.00	
PR-003X-39	PAC table 3 place 39" h	10	58	270		7715.00	8154.00	
PR-003X-39-VT	PAC table 3 place 39" h VT	10	58	270		7888.00	8339.00	
PR-001X-29-D	PAC table 2 place 29" h	10	22	260		5847.00	6181.00	
PR-001X-29-D-VT	PAC table 2 place 29" h VT	10	22	260		6021.00	6366.00	
PR-001X-32-D	PAC table 2 place 32" h	10	27	260		6140.00	6490.00	
PR-001X-32-D-VT	PAC table 2 place 32" h VT	10	27	260		6314.00	6675.00	
PR-001X-39-D	PAC table 2 place 39" h	10	38	270		6446.00	6814.00	
PR-001X-39-D-VT	PAC table 2 place 39" h VT	10	38	270		6621.00	6999.00	
PR-002X-29-D	PAC table 4 place 29" h	10	45	400		7930.00	8383.00	
PR-002X-29-D-VT	PAC table 4 place 29" h VT	10	45	400		8103.00	8565.00	
PR-002X-32-D	PAC table 4 place 32" h	10	54	400		8325.00	8800.00	
PR-002X-32-D-VT	PAC table 4 place 32" h VT	10	54	400		8502.00	8987.00	
PR-002X-39-D	PAC table 4 place 39" h	10	77	410		8742.00	9240.00	
PR-002X-39-D-VT	PAC table 4 place 39" h VT	10	77	410		8919.00	9426.00	
PR-003X-29-D	PAC table 6 place 29" h	10	56	500		9872.00	10434.00	
PR-003X-29-D-VT	PAC table 6 place 29" h VT	10	56	500		10017.00	10617.00	
PR-003X-32-D	PAC table 6 place 32" h	10	68	500		10365.00	10955.00	
PR-003X-32-D-VT	PAC table 6 place 32" h VT	10	68	500		10540.00	11141.00	
PR-003X-39-D	PAC table 6 place 39" h	10	96	520		10884.00	11503.00	
PR-003X-39-D-VT	PAC table 6 place 39" h VT	10	96	520		11060.00	11689.00	

# Princeton

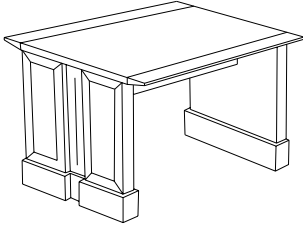


## Reading Tables Leg Base

Product #	Description	Pk%	Cf	Lbs	Birch	Oak	Maple	Misc.
PR-42-R	Round table 42" d	10	8	90		2890.00	3056.00	
PR-42-R-VT	Round table 42" d VT	10	8	90		3065.00	3242.00	
PR-42-R-LC	Round table 42" d LC	10	8	90		3064.00	3240.00	
PR-42-R-LC-VT	Round table 42" d LC - VT	10	8	90		3239.00	3424.00	
PR-48-R	Round table 48" d	10	10	100		3034.00	3209.00	
PR-48-R-VT	Round table 48" d VT	10	10	100		3210.00	3393.00	
PR-48-R-LC	Round table 48" d LC	10	10	100		3217.00	3401.00	
PR-48-R-LC-VT	Round table 48" d LC - VT	10	10	100		3392.00	3586.00	
PR-4242	Square table 42" x 42"	10	8	90		1913.00	2023.00	
PR-4242-VT	Square table 42" x 42" VT	10	8	90		2088.00	2207.00	
PR-4242-LC	Square table 42" x 42" LC	10	8	90		2027.00	2144.00	
PR-4242-LC-VT	Square table 42" x 42" LC - VT	10	8	90		2202.00	2329.00	
PR-4848	Square table 48" x 48"	10	10	100		2059.00	2179.00	
PR-4848-VT	Square table 48" x 48" VT	10	10	100		2235.00	2363.00	
PR-4848-LC	Square table 48" x 48" LC	10	10	100		2182.00	2309.00	
PR-4848-LC-VT	Square table 48" x 48" LC - VT	10	10	100		2358.00	2494.00	
PR-6036	Rectangular table 60" x 36"	10	10	170		2030.00	2148.00	
PR-6036-VT	Rectangular table 60" x 36" VT	10	10	170		2205.00	2333.00	
PR-6036-LC	Rectangular table 60" x 36" LC	10	10	170		2151.00	2274.00	
PR-6036-LC-VT	Rectangular table 60" x 36" LC - VT	10	10	170		2327.00	2460.00	
PR-6048	Rectangular table 60" x 48"	10	13	230		2382.00	2458.00	
PR-6048-VT	Rectangular table 60" x 48" VT	10	13	230		2503.00	2642.00	
PR-6048-LC	Rectangular table 60" x 48" LC	10	13	230		2465.00	2605.00	
PR-6048-LC-VT	Rectangular table 60" x 48" LC - VT	10	13	230		2639.00	2792.00	
PR-7236	Rectangular table 72" x 36"	10	12	200		2164.00	2287.00	
PR-7236-VT	Rectangular table 72" x 36" VT	10	12	200		2338.00	2472.00	
PR-7236-LC	Rectangular table 72" x 36" LC	10	12	200		2292.00	2425.00	
PR-7236-LC-VT	Rectangular table 72" x 36" LC - VT	10	12	200		2467.00	2610.00	
PR-7248	Rectangular table 72" x 48"	10	15	270		2427.00	2566.00	
PR-7248-VT	Rectangular table 72" x 48" VT	10	15	270		2583.00	2752.00	
PR-7248-LC	Rectangular table 72" x 48" LC	10	15	270		2573.00	2720.00	
PR-7248-LC-VT	Rectangular table 72" x 48" LC - VT	10	15	270		2747.00	2905.00	
PR-8436	Rectangular table 84" x 36"	10	13	250		2355.00	2489.00	
PR-8436-VT	Rectangular table 84" x 36" VT	10	13	250		2529.00	2674.00	
PR-8436-LC	Rectangular table 84" x 36" LC	10	13	250		2496.00	2639.00	
PR-8436-LC-VT	Rectangular table 84" x 36" LC - VT	10	13	250		2671.00	2824.00	
PR-8448	Rectangular table 84" x 48"	10	18	280		2503.00	2644.00	
PR-8448-VT	Rectangular table 84" x 48" VT	10	18	280		2678.00	2830.00	
PR-8448-LC	Rectangular table 84" x 48" LC	10	18	280		2651.00	2803.00	
PR-8448-LC-VT	Rectangular table 84" x 48" LC - VT	10	18	280		2826.00	2988.00	
PR-9636	Rectangular table 96" x 36"	10	15	310		2471.00	2614.00	

# Princeton

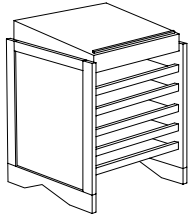
Product #	Description	Pk%	Cf	Lbs	Birch	Oak	Maple	Misc.
PR-9636-VT	Rectangular table 96" x 36" VT	10	15	310		2648.00	2798.00	
PR-9636-LC	Rectangular table 96" x 36" LC	10	15	310		2595.00	2744.00	
PR-9636-LC-VT	Rectangular table 96" x 36" LC - VT	10	15	310		2771.00	2930.00	
PR-9648	Rectangular table 96" x 48"	10	20	320		2795.00	2955.00	
PR-9648-VT	Rectangular table 96" x 48" VT	10	20	320		2972.00	3140.00	
PR-9648-LC	Rectangular table 96" x 48" LC	10	20	320		2970.00	3133.00	
PR-9648-LC-VT	Rectangular table 96" x 48" LC - VT	10	20	320		3139.00	3317.00	



## Reading Tables Panel Base

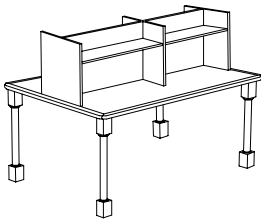
Product #	Description	Pk%	Cf	Lbs	Birch	Oak	Maple	Misc.
PR-6048-PB	Rectangular table 60" x 48"	10	21	250		5261.00	5560.00	
PR-6048-PB-VT	Rectangular table 60" x 48" VT	10	21	250		5435.00	5745.00	
PR-6048-PB-LC	Rectangular table 60" x 48" LC	10	21	250		5577.00	5895.00	
PR-6048-PB-LC-VT	Rectangular table 60" x 48" LC - VT	10	21	250		5749.00	6077.00	
PR-7248-PB	Rectangular table 72" x 48"	10	26	260		5664.00	5986.00	
PR-7248-PB-VT	Rectangular table 72" x 48" VT	10	26	260		5841.00	6173.00	
PR-7248-PB-LC	Rectangular table 72" x 48" LC	10	26	260		6005.00	6346.00	
PR-7248-PB-LC-VT	Rectangular table 72" x 48" LC - VT	10	26	260		6179.00	6531.00	
PR-8448-PB	Rectangular table 84" x 48"	10	30	310		6068.00	6414.00	
PR-8448-PB-VT	Rectangular table 84" x 48" VT	10	30	310		6244.00	6599.00	
PR-8448-PB-LC	Rectangular table 84" x 48" LC	10	30	310		6436.00	6804.00	
PR-8448-PB-LC-VT	Rectangular table 84" x 48" LC - VT	10	30	310		6612.00	6988.00	
PR-9648-PB	Rectangular table 96" x 48"	10	34	330		6474.00	6843.00	
PR-9648-PB-VT	Rectangular table 96" x 48" VT	10	34	330		6649.00	7027.00	
PR-9648-PB-LC	Rectangular table 96" x 48" LC	10	34	330		6861.00	7252.00	
PR-9648-PB-LC-VT	Rectangular table 96" x 48" LC - VT	10	34	330		7037.00	7438.00	

# Ambassador



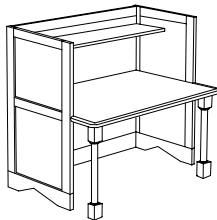
## Display

Product #	Description	Pk%	Cf	Lbs	Birch	Oak	Maple	Misc.
AB-118	Atlas stand	10	30	265		3856.00	4083.00	
AB-119	Dictionary Stand	10	30	260		3207.00	3373.00	
AB-156	Display Table	10	23	245		6567.00	6951.00	
AB-156-FB	Display table fabric option	10	36	260		7196.00	7589.00	



## Index Tables

Product #	Description	Pk%	Cf	Lbs	Birch	Oak	Maple	Misc.
AB-126-60	Index table double tier 4 place	10	69	420		4793.00	5509.00	
AB-126-90	Index table double tier 6 place	10	102	450		5609.00	6461.00	



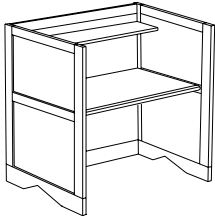
## Study Carrel Tables

Product #	Description	Pk%	Cf	Lbs	Birch	Oak	Maple	Misc.
AB-128-S	Single study carrel	6	18	160		3702.00	3922.00	
AB-FGI-1	Frosted glass inserts single carrel					924.00	924.00	
AB-128-D	Double study carrel	6	33	195		5647.00	5985.00	
AB-FGI-2	Frosted glass insert 2 place					1847.00	1847.00	
AB-128-Q	Four place study carrel	6	62	360		8683.00	9201.00	
AB-FGI-4	Frosted glass insert 4 place					1847.00	1847.00	

# Ambassador

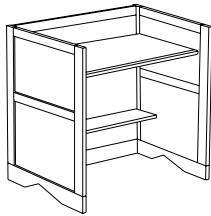
---

<b>Product #</b>	<b>Description</b>	<b>Pk%</b>	<b>Cf</b>	<b>Lbs</b>	<b>Birch</b>	<b>Oak</b>	<b>Maple</b>	<b>Misc.</b>
------------------	--------------------	------------	-----------	------------	--------------	------------	--------------	--------------



## Modular Study Carrels

<b>Product #</b>	<b>Description</b>	<b>Pk%</b>	<b>Cf</b>	<b>Lbs</b>	<b>Birch</b>	<b>Oak</b>	<b>Maple</b>	<b>Misc.</b>
AB-170-SS-36-MC	Carrel s/f starter 36" w	6	11	340		3101.00	3285.00	
AB-170-SS-48-MC	Carrel s/f starter 48" w	6	11	370		3434.00	3643.00	
AB-FGI-SS	Glass inserts for single starter carrel					924.00	924.00	
AB-170-SA-36-MC	Carrel s/f add on 36" w	6	11	165		2098.00	2238.00	
AB-170-SA-48-MC	Carrel s/f add on 48" w	6	11	200		2450.00	2598.00	
AB-170-DS-36-MC	Carrel d/f starter 36" w	6	22	715		4442.00	4707.00	
AB-170-DS-48-MC	Carrel d/f starter 48" w	6	22	715		4959.00	5254.00	
AB-FGI-DS	Glass inserts for double face starter					1847.00	1847.00	
AB-170-DA-36-MC	Carrel d/f add on 36" w	6	22	250		2734.00	2933.00	
AB-170-DA-48-MC	Carrel d/f add on 48" w	6	22	310		3267.00	3444.00	



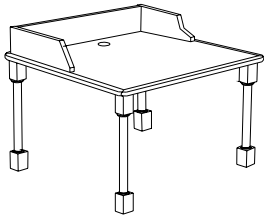
## Modular Reference Carrels

<b>Product #</b>	<b>Description</b>	<b>Pk%</b>	<b>Cf</b>	<b>Lbs</b>	<b>Birch</b>	<b>Oak</b>	<b>Maple</b>	<b>Misc.</b>
AB-170-SS-36-RC	Reference carrel s/f starter 36" w	6	11	340		3168.00	3401.00	
AB-170-SS-48-RC	Reference carrel s/f starter 48" w	6	11	360		3775.00	4012.00	
AB-170-SA-36-RC	Reference carrel s/f add on 36" w	6	11	160		2343.00	2510.00	
AB-170-SA-48-RC	Reference carrel s/f add on 48" w	6	11	190		2855.00	3053.00	
AB-170-DS-36-RC	Reference carrel d/f starter 36" w	6	22	655		5162.00	5473.00	
AB-170-DS-48-RC	Reference carrel d/f starter 48" w	6	22	710		5765.00	6114.00	
AB-170-DA-36-RC	Reference carrel d/f add on 36" w	6	22	250		3499.00	3661.00	
AB-170-DA-48-RC	Reference carrel d/f add on 48" w	6	22	310		3639.00	3869.00	

# Ambassador

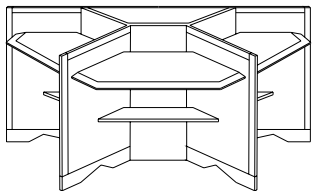
---

<b>Product #</b>	<b>Description</b>	<b>Pk%</b>	<b>Cf</b>	<b>Lbs</b>	<b>Birch</b>	<b>Oak</b>	<b>Maple</b>	<b>Misc.</b>
------------------	--------------------	------------	-----------	------------	--------------	------------	--------------	--------------



## PAC Tables

Product #	Description	Pk%	Cf	Lbs	Birch	Oak	Maple	Misc.
AB-001X-29-LB	PAC table 1 place 29"h	6	10	65		2273.00	2407.00	
AB-001X-32-LB	PAC table 1 place 32" h	6	10	65		2273.00	2407.00	
AB-001X-39-LB	PAC table 1 place 39"h	6	10	67		2273.00	2407.00	
AB-002X-29-LB	PAC table 2 place 29"h	6	21	100		2884.00	3053.00	
AB-002X-32-LB	PAC table 2 place 32"h	6	21	100		2884.00	3053.00	
AB-002X-39-LB	PAC table 2 place 39"h	6	21	102		2884.00	3053.00	
AB-003X-29-LB	PAC table 3 place 29"h	6	26	110		3587.00	3753.00	
AB-003X-32-LB	PAC table 3 place 32" h	6	26	110		3587.00	3753.00	
AB-003X-39-LB	PAC table 3 place 39" h	6	26	114		3587.00	3753.00	
AB-001X-29-PB	PAC table 1 place 29" h	6	13	130		3161.00	3349.00	
AB-001X-32-PB	PAC table 1 place 32" h	6	16	130		3331.00	3529.00	
AB-001X-39-PB	PAC table 1 place 39" h	6	23	135		3501.00	3710.00	
AB-002X-29-PB	PAC table 2 place 29" h	6	27	200		4218.00	4473.00	
AB-002X-32-PB	PAC table 2 place 32"h	6	33	200		4389.00	4651.00	
AB-002X-39-PB	PAC table 2 place 39" h	6	46	205		4558.00	4835.00	
AB-003X-29-PB	PAC table 3 place 29" h	6	34	250		5276.00	5592.00	
AB-003X-32-PB	PAC table 3 place 32" h	6	41	250		5447.00	5772.00	
AB-003X-39-PB	PAC table 3 place 39" h	6	58	260		5621.00	5956.00	



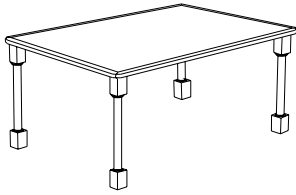
## PAC Terminals

Product #	Description	Pk%	Cf	Lbs	Birch	Oak	Maple	Misc.
AB-200X-3	3 place PAC terminal	6	21	610		8626.00	9314.00	
AB-200X-6	6 place PAC terminal	6	38	990		13741.00	14838.00	

# Ambassador

---

<b>Product #</b>	<b>Description</b>	<b>Pk%</b>	<b>Cf</b>	<b>Lbs</b>	<b>Birch</b>	<b>Oak</b>	<b>Maple</b>	<b>Misc.</b>
------------------	--------------------	------------	-----------	------------	--------------	------------	--------------	--------------



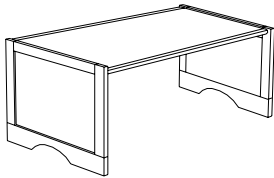
## Reading Tables Leg Base

Product #	Description	Pk%	Cf	Lbs	Birch	Oak	Maple	Misc.
AB-36-R	Round table 36" d	6	8	90		2125.00	2238.00	
AB-36-R-LC	Round table 36" d LC	6	8	90		2273.00	2390.00	
AB-42-R	Round table 42" d	10	8	90		2251.00	2361.00	
AB-42-R-LC	Round table 42" d LC	10	8	90		2407.00	2531.00	
AB-48-R	Round table 48" d	10	10	100		2251.00	2361.00	
AB-48-R-LC	Round table 48" d LC	10	10	100		2407.00	2531.00	
AB-4242	Square table 42" x 42"	10	8	90		1837.00	1929.00	
AB-4242-LC	Square table 42" x 42" LC	10	8	90		1967.00	2064.00	
AB-4848	Square table 48" x 48"	10	10	100		1880.00	1964.00	
AB-4848-LC	Square table 48" x 48" LC	10	10	100		1999.00	2096.00	
AB-6036	Rectangular table 60" x 36"	10	10	170		1975.00	2077.00	
AB-6036-LC	Rectangular table 60" x 36" LC	10	10	170		2117.00	2225.00	
AB-6048	Rectangular table 60" x 48"	10	13	230		2234.00	2344.00	
AB-6048-LC	Rectangular table 60" x 48" LC	10	13	230		2344.00	2450.00	
AB-7236	Rectangular table 72" x 36"	10	12	200		2098.00	2205.00	
AB-7236-LC	Rectangular table 72" x 36" LC	10	12	200		2248.00	2358.00	
AB-7248	Rectangular table 72" x 48"	10	15	270		2404.00	2526.00	
AB-7248-LC	Rectangular table 72" x 48" LC	10	15	270		2572.00	2702.00	
AB-8436	Rectangular table 84" x 36"	10	13	230		2291.00	2404.00	
AB-8436-LC	Rectangular table 84" x 36" LC	10	13	230		2450.00	2572.00	
AB-8448	Rectangular table 84" x 48"	10	18	290		2591.00	2719.00	
AB-8448-LC	Rectangular table 84" x 48" LC	10	18	290		2772.00	2908.00	
AB-9636	Rectangular table 96" x 36"	10	15	290		2482.00	2656.00	
AB-9636-LC	Rectangular table 96" x 36" LC	10	15	290		2656.00	2787.00	
AB-9648	Rectangular table 96" x 48"	10	20	340		3060.00	3214.00	
AB-9648-LC	Rectangular table 96" x 48" LC	10	20	340		3275.00	3437.00	

# Ambassador

---

<b>Product #</b>	<b>Description</b>	<b>Pk%</b>	<b>Cf</b>	<b>Lbs</b>	<b>Birch</b>	<b>Oak</b>	<b>Maple</b>	<b>Misc.</b>
------------------	--------------------	------------	-----------	------------	--------------	------------	--------------	--------------



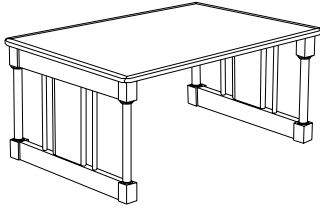
## Reading Table Panel Base

<b>Product #</b>	<b>Description</b>	<b>Pk%</b>	<b>Cf</b>	<b>Lbs</b>	<b>Birch</b>	<b>Oak</b>	<b>Maple</b>	<b>Misc.</b>
AB-6036-PB	Panel base table 60" x 36"	10	10	170		3490.00	3695.00	
AB-6036-PB-LC	Panel base table 60" x 36" LC	10	10	170		3664.00	3845.00	
AB-6048-PB	Panel base table 60" x 48"	10	13	230		4086.00	4331.00	
AB-6048-PB-LC	Panel base table 60" x 48" LC	10	13	230		4289.00	4502.00	
AB-7236-PB	Panel base table 72" x 36"	10	12	200		3671.00	3891.00	
AB-7236-PB-LC	Panel base table 72" x 36" LC	10	12	200		3852.00	4044.00	
AB-7248-PB	Panel base table 72" x 48"	10	15	270		4328.00	4587.00	
AB-7248-PB-LC	Panel base table 72" x 48" LC	10	15	270		4541.00	4765.00	
AB-8436-PB	Panel base table 84" x 36"	10	13	230		4352.00	4611.00	
AB-8436-PB-LC	Panel base table 84" x 36" LC	10	13	230		4569.00	4796.00	
AB-8448-PB	Panel base table 84" x 48"	10	18	290		4534.00	4804.00	
AB-8448-PB-LC	Panel table 84" x 48" LC	10	18	290		4758.00	4995.00	
AB-9636-PB	Panel base table 96" x 36"	10	15	290		4555.00	4826.00	
AB-9636-PB-LC	Panel base table 96" x 36" LC	10	15	290		4782.00	5019.00	
AB-9648-PB	Panel base table 96" x 48"	10	20	340		4580.00	4852.00	
AB-9648-PB-LC	Panel base table 96" x 48" LC	10	20	340		4806.00	5046.00	

# Ambassador

---

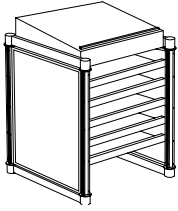
<b>Product #</b>	<b>Description</b>	<b>Pk%</b>	<b>Cf</b>	<b>Lbs</b>	<b>Birch</b>	<b>Oak</b>	<b>Maple</b>	<b>Misc.</b>
------------------	--------------------	------------	-----------	------------	--------------	------------	--------------	--------------



## Reading Tables Post & Panel

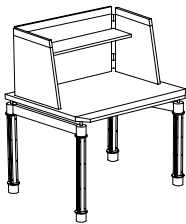
<b>Product #</b>	<b>Description</b>	<b>Pk%</b>	<b>Cf</b>	<b>Lbs</b>	<b>Birch</b>	<b>Oak</b>	<b>Maple</b>	<b>Misc.</b>
AB-6036-PP	Post panel table 60" x 36"	10	10	170		3968.00	4285.00	
AB-6036-PP-LC	Post panel table 60" x 36" LC	10	10	170		4207.00	4459.00	
AB-6048-PP	Post panel table 60" x 48"	10	13	230		4644.00	4920.00	
AB-6048-PP-LC	Post panel table 60" x 48" LC	10	13	230		4920.00	5215.00	
AB-7236-PP	Post panel table 72" x 36"	10	12	200		4172.00	4420.00	
AB-7236-PP-LC	Post panel table 72" x 36" LC	10	13	200		4420.00	4683.00	
AB-7248-PP	Post panel table 72" x 48"	10	15	270		4920.00	5215.00	
AB-7248-PP-LC	Post panel table 72" x 48" LC	10	15	270		5215.00	5527.00	
AB-8436-PP	Post panel table 84" x 36"	10	13	230		4949.00	5243.00	
AB-8436-PP-LC	Post panel table 84" x 36" LC	10	13	230		5243.00	5555.00	
AB-8448-PP	Post panel table 84" x 48"	10	18	290		5155.00	5463.00	
AB-8448-PP-LC	Post panel table 84" x 48" LC	10	18	290		5463.00	5790.00	
AB-9636-PP	Post panel table 96" x 36"	10	15	290		5179.00	5488.00	
AB-9636-PP-LC	Post panel table 96" x 36" LC	10	15	290		5488.00	5815.00	
AB-9648-PP	Post panel table 96" x 48"	10	20	340		5205.00	5514.00	
AB-9648-PP-LC	Post panel table 96" x 48" LC	10	20	340		5517.00	5847.00	

# Form



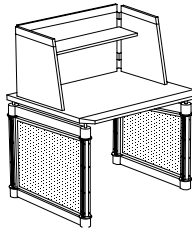
## Display

Product #	Description	Pk%	Cf	Lbs	Birch	Oak	Maple	Misc.
FM-118	Atlas Stand	10	30	265		4170.00	4420.00	
FM-119	Dictionary Stand	10	30	260		3103.00	3288.00	



## Study Carrel Tables Leg Base

Product #	Description	Pk%	Cf	Lbs	Birch	Oak	Maple	Misc.
FM-128-S-LB	Single study carrel leg base	6	18	160		3738.00	3961.00	
FM-128-D-LB	Double study carrel leg base	6	33	195		5116.00	5422.00	
FM-128-Q-LB	Four place study carrel leg base	6	62	360		7101.00	7525.00	



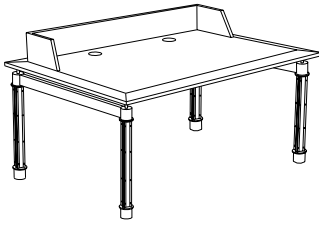
## Study Carrel Tables Panel Base

Product #	Description	Pk%	Cf	Lbs	Birch	Oak	Maple	Misc.
FM-128-S-PM	Single carrel perforated metal	6	18	160		4609.00	4885.00	
FM-128-S-VP	Single carrel veneered panel	6	18	160		4193.00	4442.00	
FM-128-D-PM	Double carrel perforated metal	6	33	195		6855.00	7265.00	
FM-128-D-VP	Double carrel veneered panel	6	33	195		6099.00	6461.00	
FM-128-Q-PM	Four place carrel perforated metal	6	62	360		8842.00	9371.00	
FM-128-Q-VP	Four place carrel veneered panel	6	62	360		8085.00	8570.00	

# Form

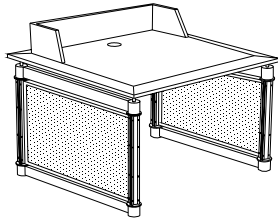
---

<b>Product #</b>	<b>Description</b>	<b>Pk%</b>	<b>Cf</b>	<b>Lbs</b>	<b>Birch</b>	<b>Oak</b>	<b>Maple</b>	<b>Misc.</b>
------------------	--------------------	------------	-----------	------------	--------------	------------	--------------	--------------



## PAC Tables Leg Base

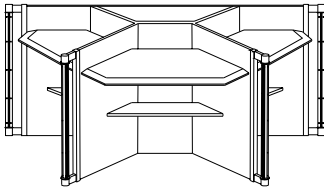
Product #	Description	Pk%	Cf	Lbs	Birch	Oak	Maple	Misc.
FM-001X-29-LB	PAC table 1 place 29"h	6	10	65		3168.00	3356.00	
FM-001X-32-LB	PAC table 1 place 32"h	6	10	65		3323.00	3523.00	
FM-001X-39-LB	PAC table 1 place 39"h	6	10	67		3356.00	3557.00	
FM-002X-29-LB	PAC table 2 place 29"h	6	21	100		3865.00	4093.00	
FM-002X-32-LB	PAC table 2 place 32"h	6	21	100		4057.00	4298.00	
FM-002X-39-LB	PAC table 2 place 39"h	6	21	103		4093.00	4339.00	
FM-003X-29-LB	PAC table 3 place 29"h	6	26	110		4465.00	4729.00	
FM-003X-32-LB	PAC table 3 place 32"h	6	26	110		4689.00	4965.00	
FM-003X-39-LB	PAC table 3 place 39"h	6	26	114		4734.00	5013.00	



## PAC Tables Panel Base

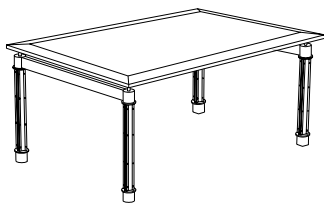
Product #	Description	Pk%	Cf	Lbs	Birch	Oak	Maple	Misc.
FM-001X-29-PM	PAC table 1 place perforated metal 29"	6	13	130		4114.00	4302.00	
FM-001X-32-PM	PAC table 1 place perforated metal 32"	6	16	130		4267.00	4469.00	
FM-001X-39-PM	PAC table 1 place perforated metal 39"	6	23	135		4302.00	4504.00	
FM-001X-29-VP	PAC table 1 place veneered panel 29"	6	13	130		3773.00	3961.00	
FM-001X-32-VP	PAC table 1 place veneered panel 32"	6	23	135		3929.00	4128.00	
FM-001X-39-VP	PAC table 1 place veneered panel 39"	6	23	135		3961.00	4162.00	
FM-002X-29-PM	PAC table 2 place perforated metal 29"	6	27	200		4810.00	5040.00	
FM-002X-32-PM	PAC table 2 place perforated metal 32"	6	27	200		5002.00	3806.00	
FM-002X-39-PM	PAC table 2 place perforated metal 39"	6	46	205		5040.00	5286.00	
FM-002X-29-VP	PAC table 2 place veneered panel 29"	6	27	200		4469.00	4699.00	
FM-002X-32-VP	PAC table 2 place veneered panel 32"	6	33	200		4661.00	4904.00	
FM-002X-39-VP	PAC table 2 place veneered panel 39"	6	46	205		4699.00	4944.00	
FM-003X-29-PM	PAC table 3 place perforated metal 29"	6	34	250		5410.00	5675.00	
FM-003X-32-PM	PAC table 3 place perforated metal 32"	6	41	250		5633.00	5910.00	
FM-003X-39-PM	PAC table 3 place perforated metal 39"	6	58	260		5679.00	5960.00	
FM-003X-29-VP	PAC table 3 place veneered panel 29"	6	34	250		5070.00	5335.00	
FM-003X-32-VP	PAC table 3 place veneered panel 32"	6	41	250		3856.00	5570.00	
FM-003X-39-VP	PAC table 3 place veneered panel 39"	6	58	260		5337.00	5619.00	

# Form



## PAC Terminals

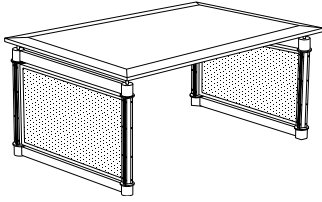
Product #	Description	Pk%	Cf	Lbs	Birch	Oak	Maple	Misc.
FM-200X-3	3 place PAC terminal	6	21	610		9932.00	10525.00	
FM-200X-6	6 place PAC terminal	6	38	990		16317.00	17297.00	



## Reading Tables Leg Base

Product #	Description	Pk%	Cf	Lbs	Birch	Oak	Maple	Misc.
FM-36-R	Round table 36"d	6	8	90		3073.00	3224.00	
FM-36-R-LC	Round table 36" d LC	6	8	90		3224.00	3384.00	
FM-42-R	Round table 42" d	6	8	90		3126.00	3281.00	
FM-42-R-LC	Round table 42" d LC	6	8	90		3281.00	3442.00	
FM-48-R	Round table 48" d	6	10	100		3145.00	3300.00	
FM-48-R-LC	Round table 48" d LC	6	10	100		3300.00	3462.00	
FM-4242	Square table 42" x 42"	6	8	90		2800.00	2941.00	
FM-4242-LC	Square table 42" x 42" LC	6	8	90		2941.00	3087.00	
FM-4848	Square table 48" x 48"	6	10	100		2820.00	2959.00	
FM-4848-LC	Square table 48" x 48" LC	6	10	100		2959.00	3108.00	
FM-6036	Rectangular 60" x 36"	6	10	170		3020.00	3198.00	
FM-6036-LC	Rectangular table 60" x 36" LC	6	10	170		3168.00	3356.00	
FM-6048	Rectangular table 60" x 48"	6	13	230		3396.00	3511.00	
FM-6048-LC	Rectangular table 60" x 48" LC	6	13	230		3511.00	3685.00	
FM-7236	Rectangular table 72" x 36"	6	12	200		3212.00	3402.00	
FM-7236-LC	Rectangular table 72" x 36" LC	6	12	200		3372.00	3569.00	
FM-7248	Rectangular table 72" x 48"	6	15	270		3488.00	3697.00	
FM-7248-LC	Rectangular table 72" x 48" LC	6	15	270		3662.00	3878.00	
FM-8436	Rectangular table 84" x 36"	6	13	230		3459.00	3662.00	
FM-8436-LC	Rectangular table 84" x 36" LC	6	13	230		3632.00	3845.00	
FM-8448	Rectangular table 84" x 48"	6	18	290		3701.00	3971.00	
FM-8448-LC	Rectangular table 84" x 48" LC	6	18	290		3886.00	4114.00	
FM-9636	Rectangular table 96" x 36"	6	15	290		3599.00	3815.00	
FM-9636-LC	Rectangular table 96" x 36" LC	6	15	290		3776.00	4003.00	
FM-9648	Rectangular table 96" x 48"	6	20	340		3908.00	4139.00	
FM-9648-LC	Rectangular table 96" x 48" LC	6	20	340		4103.00	4344.00	

# Form



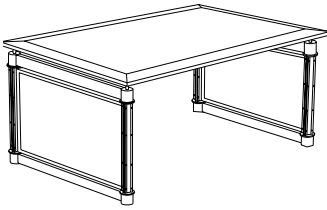
## Reading Tables Perforated Panel

Product #	Description	Pk%	Cf	Lbs	Birch	Oak	Maple	Misc.
FM-6036-PM	Perforated panel table 60" x 36"	6	10	170		4003.00	4144.00	
FM-6036-PM-LC	Perforated panel table 60" x 36" LC	6	10	170		4151.00	4339.00	
FM-6048-PM	Perforated panel table 60" x 48"	6	13	230		4329.00	4495.00	
FM-6048-PM-LC	Perforated panel table 60" x 48" LC	6	13	230		4495.00	4668.00	
FM-7236-PM	Perforated panel table 72" x 36"	6	12	200		4196.00	4385.00	
FM-7236-PM-LC	Perforated panel table 72" x 36" LC	6	12	200		4356.00	4552.00	
FM-7248-PM	Perforated panel table 72" x 48"	6	15	270		4473.00	4680.00	
FM-7248-PM-LC	Perforated panel table 72" x 48" LC	6	15	270		4267.00	4863.00	
FM-8436-PM	Perforated panel table 84" x 36"	6	13	230		4442.00	4647.00	
FM-8436-PM-LC	Perforated panel table 84" x 36" LC	6	13	230		4617.00	4828.00	
FM-8448-PM	Perforated panel table 84" x 48"	6	18	290		4684.00	4904.00	
FM-8448-PM-LC	Perforated panel table 84" x 48" LC	6	18	290		4870.00	5097.00	
FM-9636-PM	Perforated panel table 96" x 36"	6	15	290		4582.00	4798.00	
FM-9636-PM-LC	Perforated panel table 96" x 36" LC	6	15	290		4760.00	4987.00	
FM-9648-PM	Perforated panel table 96" x 48"	6	20	340		4893.00	5123.00	
FM-9648-PM-LC	Perforated panel table 96" x 48" LC	6	20	340		5086.00	5327.00	

# Form

---

<b>Product #</b>	<b>Description</b>	<b>Pk%</b>	<b>Cf</b>	<b>Lbs</b>	<b>Birch</b>	<b>Oak</b>	<b>Maple</b>	<b>Misc.</b>
------------------	--------------------	------------	-----------	------------	--------------	------------	--------------	--------------

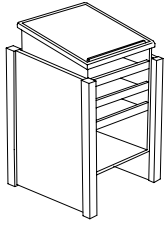


## Reading Tables Veneered Panel

<b>Product #</b>	<b>Description</b>	<b>Pk%</b>	<b>Cf</b>	<b>Lbs</b>	<b>Birch</b>	<b>Oak</b>	<b>Maple</b>	<b>Misc.</b>
FM-6036-VP	Veneered panel table 60" x 36"	6	10	170		3625.00	3804.00	
FM-6036-VP-LC	Veneered panel table 60" x 36" LC	6	10	170		3773.00	3961.00	
FM-6048-VP	Veneered panel table 60" x 48"	6	13	230		3950.00	4116.00	
FM-6048-VP-LC	Veneered panel table 60" x 48" LC	6	13	230		4116.00	4290.00	
FM-7236-VP	Veneered panel table 72" x 36"	6	12	200		3817.00	4007.00	
FM-7236-VP-LC	Veneered panel table 72" x 36" LC	6	12	200		3977.00	4174.00	
FM-7248-VP	Veneered panel table 72" x 48"	6	15	270		4093.00	4302.00	
FM-7248-VP-LC	Veneered panel table 72" x 48" LC	6	15	270		4267.00	4483.00	
FM-8436-VP	Veneered panel table 84" x 36"	6	13	230		4063.00	4267.00	
FM-8436-VP-LC	Veneered panel table 84" x 36" LC	6	13	230		4237.00	4450.00	
FM-8448-VP	Veneered panel table 84" x 48"	6	18	290		4306.00	4525.00	
FM-8448-VP-LC	Veneered panel table 84" x 48" LC	6	13	230		4492.00	4719.00	
FM-9636-VP	Veneered panel table 96" x 36"	6	15	290		4205.00	4420.00	
FM-9636-VP-LC	Veneered panel table 96" x 36" LC	6	15	290		4381.00	4609.00	
FM-9648-VP	Veneered panel table 96" x 48"	6	20	340		4513.00	4745.00	
FM-9648-VP-LC	Veneered panel table 96" x 48" LC	6	20	340		4707.00	4949.00	

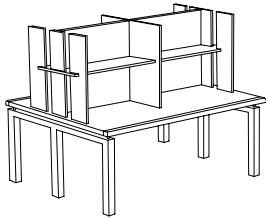
# Fusion

---



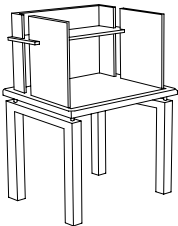
## Display

Product #	Description	Pk%	Cf	Lbs	Birch	Oak	Maple	Misc.
F-118	Atlas stand	10	32	170		2759.00	3005.00	
F-119	Dictionary stand	10	15	70		2027.00	2207.00	
F-156	Display Table	10	40	180		5557.00	5887.00	



## Index Tables

Product #	Description	Pk%	Cf	Lbs	Birch	Oak	Maple	Misc.
F-126-60	Index table double tier 4 place	10	50	245		5208.00	5673.00	
F-126-90	Index table double tier 6 place	10	75	290		5966.00	6439.00	



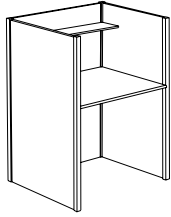
## Study Carrel Tables

Product #	Description	Pk%	Cf	Lbs	Birch	Oak	Maple	Misc.
F-128-S	Single study carrel	6	17	150		3074.00	3350.00	
F-128-D	Double study carrel - starter	10	32	190		4231.00	4517.00	
F-128-Q	Four place study carrel	10	32	190		6139.00	6303.00	

# Fusion

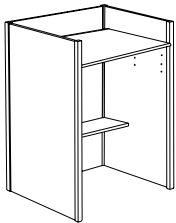
---

<b>Product #</b>	<b>Description</b>	<b>Pk%</b>	<b>Cf</b>	<b>Lbs</b>	<b>Birch</b>	<b>Oak</b>	<b>Maple</b>	<b>Misc.</b>
------------------	--------------------	------------	-----------	------------	--------------	------------	--------------	--------------



## Modular Panel Carrels

<b>Product #</b>	<b>Description</b>	<b>Pk%</b>	<b>Cf</b>	<b>Lbs</b>	<b>Birch</b>	<b>Oak</b>	<b>Maple</b>	<b>Misc.</b>
F-170-SS-36-MC	Modular carrel s/f starter 36" w	6	10	200		2892.00	3035.00	
F-170-SS-48-MC	Modular carrel s/f starter 48" w	6	11	230		3081.00	3237.00	
F-170-SA-36-MC	Modular carrel s/f add-on 36" w	6	7	150		2006.00	2103.00	
F-170-SA-48-MC	Modular carrel s/f add-on 48" w	6	8	180		2312.00	2425.00	
F-GI-S-Option	Frosted glass inserts	10	1	5		1477.00	1477.00	
F-170-DS-36-MC	Modular carrel d/f starter 36" w	6	14	275		4162.00	4373.00	
F-170-DS-48-MC	Modular carrel d/f starter 48" w	6	16	310		4473.00	4699.00	
F-170-DA-36-MC	Modular carrel d/f add-on 36" w	6	11	180		2970.00	3117.00	
F-170-DA-48-MC	Modular carrel d/f add-on 48" w	6	12	230		3237.00	3402.00	
F-GI-D-Option	Frosted glass inserts	10	1	5		2954.00	2954.00	



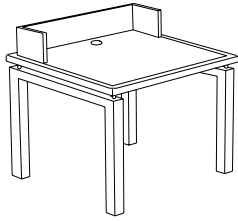
## Modular Reference Carrels

<b>Product #</b>	<b>Description</b>	<b>Pk%</b>	<b>Cf</b>	<b>Lbs</b>	<b>Birch</b>	<b>Oak</b>	<b>Maple</b>	<b>Misc.</b>
F-170-SS-36-RC	Reference carrel s/f starter 36" w	6	10	200		2903.00	3074.00	
F-170-SS-48-RC	Reference carrel s/f starter 48" w	6	11	230		3209.00	3405.00	
F-170-SA-36-RC	Reference carrel s/f add on 36" w	6	7	150		1987.00	2107.00	
F-170-SA-48-RC	Reference carrel s/f add on 48" w	6	8	180		2445.00	2596.00	
F-170-DS-36-RC	Reference carrel d/f starter 36" w	6	14	275		4282.00	4540.00	
F-170-DS-48-RC	Reference carrel d/f starter 48" w	6	16	310		4893.00	5184.00	
F-170-DA-36-RC	Reference carrel d/f add-on 36" w	6	11	180		3058.00	3241.00	
F-170-DA-48-RC	Reference carrel d/f add-on 48" w	6	12	230		3668.00	3886.00	

# Fusion

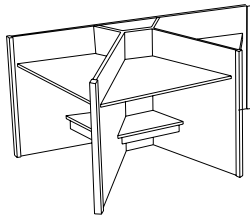
---

<b>Product #</b>	<b>Description</b>	<b>Pk%</b>	<b>Cf</b>	<b>Lbs</b>	<b>Birch</b>	<b>Oak</b>	<b>Maple</b>	<b>Misc.</b>
------------------	--------------------	------------	-----------	------------	--------------	------------	--------------	--------------



## PAC Tables

<b>Product #</b>	<b>Description</b>	<b>Pk%</b>	<b>Cf</b>	<b>Lbs</b>	<b>Birch</b>	<b>Oak</b>	<b>Maple</b>	<b>Misc.</b>
F-001X-29	PAC table 1 place 29" h	10	10	100		2413.00	2534.00	
F-001X-32	PAC table 1 place 32" h	10	10	100		2483.00	2609.00	
F-001X-39	PAC table 1 place 39" h	10	10	105		2557.00	2682.00	
F-002X-29	PAC table 2 place 29" h	10	21	150		2947.00	3091.00	
F-002X-32	PAC table 2 place 32" h	10	21	150		3032.00	3186.00	
F-002X-39	PAC table 2 place 39" h	10	21	155		3120.00	3276.00	
F-003X-29	PAC table 3 place 29" h	10	26	185		3405.00	3575.00	
F-003X-32	PAC table 3 place 32" h	10	26	185		3506.00	3679.00	
F-003X-39	PAC table 3 place 39" h	10	26	190		3610.00	3789.00	



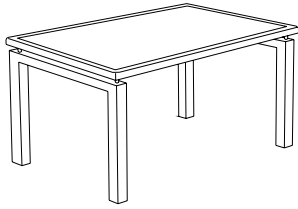
## PAC Terminals

<b>Product #</b>	<b>Description</b>	<b>Pk%</b>	<b>Cf</b>	<b>Lbs</b>	<b>Birch</b>	<b>Oak</b>	<b>Maple</b>	<b>Misc.</b>
F-200X-3	3 Place PAC terminal	6	20	590		7091.00	7449.00	
F-200X-6	6 Place PAC terminal	6	37	970		12337.00	12959.00	

# Fusion

---

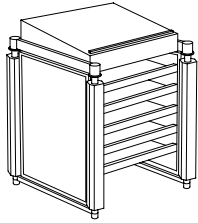
<b>Product #</b>	<b>Description</b>	<b>Pk%</b>	<b>Cf</b>	<b>Lbs</b>	<b>Birch</b>	<b>Oak</b>	<b>Maple</b>	<b>Misc.</b>
------------------	--------------------	------------	-----------	------------	--------------	------------	--------------	--------------



## Reading Tables

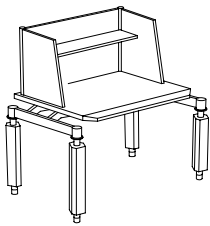
<b>Product #</b>	<b>Description</b>	<b>Pk%</b>	<b>Cf</b>	<b>Lbs</b>	<b>Birch</b>	<b>Oak</b>	<b>Maple</b>	<b>Misc.</b>
F-42-R	Round table 42" d	10	5	90		2418.00	2539.00	
F-42-R-LC	Round table 42" d LC	10	5	90		2516.00	2643.00	
F-48-R	Round table 48" d	10	6	100		2488.00	2611.00	
F-48-R-LC	Round table 48" d LC	10	6	100		2634.00	2765.00	
F-4242	Square table 42" x 42"	10	6	90		2189.00	2301.00	
F-4242-LC	Square table 42" x 42" LC	10	6	90		2255.00	2372.00	
F-4848	Square table 48" x 48"	10	6	100		2297.00	2411.00	
F-4848-LC	Square table 48" x 48" LC	10	6	100		2363.00	2480.00	
F-6036	Rectangular table 60" x 36"	10	7	110		2324.00	2445.00	
F-6036-LC	Rectangular table 60" x 36" LC	10	7	110		2418.00	2542.00	
F-6048	Rectangular table 60" x 48"	10	9	135		2452.00	2539.00	
F-6048-LC	Rectangular table 60" x 48" LC	10	9	135		2581.00	2712.00	
F-7236	Rectangular table 72" x 36"	10	8	125		2356.00	2476.00	
F-7236-LC	Rectangular table 72" x 36" LC	10	8	125		2452.00	2573.00	
F-7248	Rectangular table 72" x 48"	10	10	160		2557.00	2689.00	
F-7248-LC	Rectangular table 72" x 48" LC	10	10	160		2687.00	2826.00	
F-8436	Rectangular table 84" x 36"	10	8	142		2534.00	2662.00	
F-8436-LC	Rectangular table 84" x 36" LC	10	8	142		2671.00	2798.00	
F-8448	Rectangular table 84" x 48"	10	10	180		2712.00	2849.00	
F-8448-LC	Rectangular table 84" x 48" LC	10	10	180		2856.00	2986.00	
F-9636	Rectangular table 96" x 36"	10	10	140		2792.00	2931.00	
F-9636-LC	Rectangular table 96" x 36" LC	10	10	140		2922.00	3066.00	
F-9648	Rectangular table 96" x 48"	10	12	200		2869.00	3014.00	
F-9648-LC	Rectangular table 96" x 48" LC	10	12	200		2997.00	3148.00	

# Linear



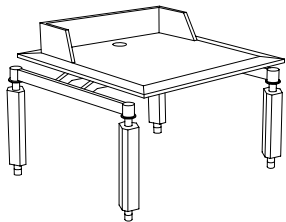
## Display

Product #	Description	Pk%	Cf	Lbs	Birch	Oak	Maple	Misc.
LR-118	Atlas Stand	10	30	265		4237.00	4450.00	
LR-119	Dictionary Stand	10	30	260		3179.00	3338.00	



## Study Carrel Tables

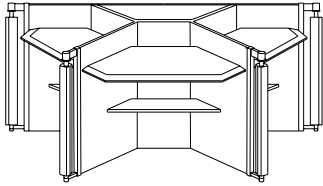
Product #	Description	Pk%	Cf	Lbs	Birch	Oak	Maple	Misc.
LR-128-S	Single study carrel table	6	18	160		3720.00	3906.00	
LR-128-D	Double study carrel table	6	33	195		5109.00	5362.00	
LR-128-Q	Four place study carrel table	6	62	360		6841.00	7181.00	



## PAC Tables

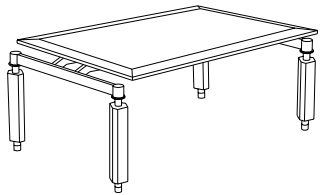
Product #	Description	Pk%	Cf	Lbs	Birch	Oak	Maple	Misc.
LR-001X-29	PAC table, one place 29"h	6	10	65		3183.00	3342.00	
LR-001X-32	PAC table, one place 32"h	6	10	65		3277.00	3439.00	
LR-001X-39	PAC table one place 39"h	6	10	67		3342.00	3507.00	
LR-002X-29	PAC table two place 29"h	6	21	100		3886.00	4080.00	
LR-002X-32	PAC table two place 32"h	6	21	100		4000.00	4200.00	
LR-002X-39	PAC table two place 39"h	6	21	103		4080.00	4283.00	
LR-003X-29	PAC table three place 29"h	6	26	110		4488.00	4711.00	
LR-003X-32	PAC table three place 32"h	6	26	110		4620.00	4851.00	
LR-003X-39	PAC table three place 39"h	6	26	114		4711.00	4949.00	

# Linear



## PAC Terminals

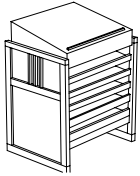
Product #	Description	Pk%	Cf	Lbs	Birch	Oak	Maple	Misc.
LR-200X-3	Three place PAC terminal	6	21	610		9987.00	10487.00	
LR-200X-6	Six place PAC terminal	6	38	990		16408.00	17262.00	



## Reading Tables

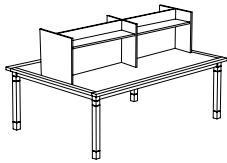
Product #	Description	Pk%	Cf	Lbs	Birch	Oak	Maple	Misc.
LR-36-R	Round table 36" d	6	8	90		2936.00	3080.00	
LR-36-R-LC	Round table 36"d LC	6	8	90		3080.00	3231.00	
LR-42-R	Round table 42" d	6	8	90		2994.00	3140.00	
LR-42-R-LC	Round table 42' d LC	6	8	90		3140.00	3296.00	
LR-48-R	Round table 48"h d	6	10	100		3012.00	3160.00	
LR-48-R-LC	Round table 48" d LC	6	10	100		3160.00	3315.00	
LR-4242	Square table 42" x 42"	6	8	90		2679.00	2811.00	
LR-4242-LC	Square table 42" x 42" LC	6	8	90		2811.00	2953.00	
LR-4848	Square table 48" x 48"	6	10	100		2698.00	2830.00	
LR-4848-LC	Square table 48" x 48" LC	6	10	100		2830.00	2971.00	
LR-6036	Rectangular table 60" x 36"	6	10	170		2892.00	3035.00	
LR-6036-LC	Rectangular table 60" x 36" LC	6	10	170		3035.00	3186.00	
LR-6048	Rectangular table 60" x 48"	6	13	230		3254.00	3416.00	
LR-6048-LC	Rectangular table 60" x 48" LC	6	13	230		3416.00	3587.00	
LR-7236	Rectangular table 72" x 36"	6	12	200		3085.00	3235.00	
LR-7236-LC	Rectangular table 72" x 36" LC	6	12	200		3235.00	3395.00	
LR-7248	Rectangular table 72" x 48"	6	15	270		3342.00	3507.00	
LR-7248-LC	Rectangular table 72" x 48" LC	6	15	270		3507.00	3683.00	
LR-8436	Rectangular table 84" x 36"	6	13	230		3311.00	3474.00	
LR-8436-LC	Rectangular table 84" x 36" LC	6	13	230		3474.00	3644.00	
LR-8448	Rectangular table 84" x 48"	6	18	290		3546.00	3720.00	
LR-8448-LC	Rectangular table 84" x 48" LC	6	18	290		3720.00	3906.00	
LR-9636	Rectangular table 96" x 36"	6	15	290		3447.00	3618.00	
LR-9636-LC	Rectangular table 96" x 36" LC	6	15	290		3618.00	3794.00	
LR-9648	Rectangular table 96" x 48"	6	20	340		3743.00	3929.00	
LR-9648-LC	Rectangular table 96" x 48" LC	6	20	340		3929.00	4121.00	

# Vista



## Display

Product #	Description	Pk%	Cf	Lbs	Birch	Oak	Maple	Misc.
VT-118	Atlas stand	10	30	260		3498.00	3777.00	
VT-119	Dictionary stand	10	20	180		2813.00	3038.00	
VT-156	Display table	10	23	245		6268.00	6769.00	
VT-156-FB	Display table with fabric bottom	10	23	245		6903.00	7455.00	



## Index Tables

Product #	Description	Pk%	Cf	Lbs	Birch	Oak	Maple	Misc.
VT-124-60	Index table double tier 2 place	10	35	230		2781.00	3003.00	
VT-124-90	Index table double tier 3 place	10	52	250		3946.00	4261.00	
VT-126-60	Index table double tier 4 place	10	69	420		3802.00	4107.00	
VT-126-90	Index table double tier 6 place	10	102	450		4939.00	5333.00	

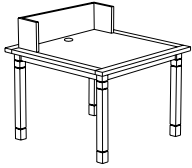


## Modular Panel Carrels

Product #	Description	Pk%	Cf	Lbs	Birch	Oak	Maple	Misc.
VT-128-S36	Panel carrel s/f starter 36" w	6	11	340		2918.00	3093.00	
VT-128-S48	Panel carrel s/f starter 48" w	6	11	360		3234.00	3429.00	
VT-128-D36	Panel carrel d/f starter 36" w	6	22	655		4180.00	4431.00	
VT-128-D48	Panel carrel d/f starter 48" w	6	22	710		4667.00	4947.00	
VT-128-Q36	Four Place Carrel 36" W	6	48	780		6983.00	7403.00	
VT-128-Q48	Four Place Carrel 48" W	6	55	800		8381.00	8884.00	

# Vista

---



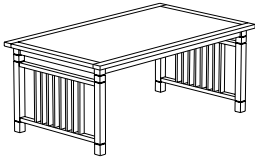
## PAC Tables

<b>Product #</b>	<b>Description</b>	<b>Pk%</b>	<b>Cf</b>	<b>Lbs</b>	<b>Birch</b>	<b>Oak</b>	<b>Maple</b>	<b>Misc.</b>
VT-001X-29	PAC table 1 place 29" h	10	13	130		2565.00	2718.00	
VT-001X-32	PAC table 1 place 32" h	10	16	130		2703.00	2866.00	
VT-001X-39	PAC table 1 place 39" h	10	23	135		2843.00	3014.00	
VT-002X-29	PAC table 2 place 29" h	10	27	200		3424.00	3629.00	
VT-002X-32	PAC table 2 place 32" h	10	33	200		3562.00	3777.00	
VT-002X-39	PAC table 2 place 39" h	10	46	205		3704.00	3924.00	
VT-003X-29	PAC table 3 place 29" h	10	34	250		4283.00	4540.00	
VT-003X-32	PAC table 3 place 32" h	10	41	250		4422.00	4688.00	
VT-003X-39	PAC table 3 place 39" h	10	58	260		4563.00	4835.00	

# Vista

---

Product #	Description	Pk%	Cf	Lbs	Birch	Oak	Maple	Misc.
-----------	-------------	-----	----	-----	-------	-----	-------	-------



## Reading Tables

Product #	Description	Pk%	Cf	Lbs	Birch	Oak	Maple	Misc.
VT-42-R	Round table 42" d	10	8	90		2068.00	2234.00	
VT-42-R-LC	Round table 42" d LC	10	8	90		2198.00	2374.00	
VT-48-R	Round table 48" d	10	10	100		2278.00	2459.00	
VT-48-R-LC	Round table 48" d LC	10	10	100		2419.00	2613.00	
VT-4242	Square table 42" x 42"	10	8	90		2135.00	2305.00	
VT-4242-LC	Square table 42" x 42" LC	10	8	90		2269.00	2450.00	
VT-4848	Square table 48" x 48"	10	10	100		2245.00	2426.00	
VT-4848-LC	Square table 48" x 48" LC	10	10	100		2388.00	2579.00	
VT-6036	Rectangular table 60" x 36"	10	10	170		2704.00	2920.00	
VT-6036-LC	Rectangular table 60" x 36" LC	10	10	170		2878.00	3108.00	
VT-6048	Rectangular table 60" x 48"	10	13	230		3163.00	3416.00	
VT-6048-LC	Rectangular table 60" x 48" LC	10	13	230		3360.00	3628.00	
VT-7236	Rectangular table 72" x 36"	10	12	200		2840.00	3068.00	
VT-7236-LC	Rectangular table 72" x 36" LC	10	12	200		3020.00	3262.00	
VT-7248	Rectangular table 72" x 48"	10	15	270		3349.00	3617.00	
VT-7248-LC	Rectangular table 72" x 48" LC	10	15	270		3557.00	3843.00	
VT-8436	Rectangular table 84" x 36"	10	13	230		3368.00	3638.00	
VT-8436-LC	Rectangular table 84" x 36" LC	10	13	230		3536.00	3819.00	
VT-8448	Rectangular table 84" x 48"	10	18	290		3510.00	3791.00	
VT-8448-LC	Rectangular table 84" x 48" LC	10	18	290		3686.00	3981.00	
VT-9636	Rectangular table 96" x 36"	10	15	290		3526.00	3808.00	
VT-9636-LC	Rectangular table 96" x 36" LC	10	15	290		3700.00	3996.00	
VT-9648	Rectangular table 96" x 48"	10	20	340		2900.00	3131.00	
VT-9648-LC	Rectangular table 96" x 48" LC	10	20	340		3763.00	4065.00	

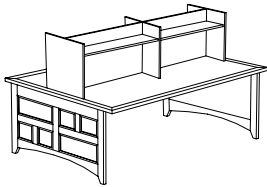
# Bannister Collection

---



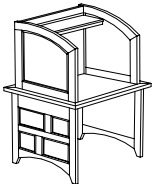
## Display

Product #	Description	Pk%	Cf	Lbs	Birch	Oak	Maple	Misc.
BN-114	Newspaper table	10	3	180		3966.00	4203.00	
BN-118	Atlas stand	10	32	260		4259.00	4514.00	
BN-119	Dictionary stand	10	15	180		3097.00	3284.00	
BN-156	Display table	10	20	245		7357.00	7799.00	
BN-156-FB	Display table with fabric bottom	10	20	170		7745.00	8209.00	



## Index Tables

Product #	Description	Pk%	Cf	Lbs	Birch	Oak	Maple	Misc.
BN-126-60	Index table double tier 4 place	10	50	420		7595.00	8051.00	
BN-126-90	Index table double tier 6 place	10	75	450		9764.00	10293.00	



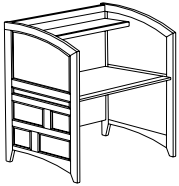
## Study Carrel Tables

Product #	Description	Pk%	Cf	Lbs	Birch	Oak	Maple	Misc.
BN-128-S	Single study carrel					4218.00	4471.00	
BN-128-D	Double study carrel					5728.00	6070.00	
BN-128-Q	Four place study carrel					7869.00	8340.00	

# Bannister Collection


---

<b>Product #</b>	<b>Description</b>	<b>Pk%</b>	<b>Cf</b>	<b>Lbs</b>	<b>Birch</b>	<b>Oak</b>	<b>Maple</b>	<b>Misc.</b>
------------------	--------------------	------------	-----------	------------	--------------	------------	--------------	--------------



## Modular Study Carrels

<b>Product #</b>	<b>Description</b>	<b>Pk%</b>	<b>Cf</b>	<b>Lbs</b>	<b>Birch</b>	<b>Oak</b>	<b>Maple</b>	<b>Misc.</b>
BN-170-SS-36-MC	Modular carrel s/f starter 36" w	6	10	200		3850.00	4081.00	
BN-170-SS-48-MC	Modular carrel s/f starter 48" w	6	11	230		4042.00	4283.00	
BN-170-SA-36-MC	Modular carrel s/f add-on 36" w	6	7	150		2605.00	2762.00	
BN-170-SA-48-MC	Modular carrel s/f add-on 48" w	6	8	180		2735.00	2899.00	
BN-170-DS-36-MC	Modular carrel d/f starter 36" w	6	14	350		5515.00	5846.00	
BN-170-DS-48-MC	Modular carrel d/f starter 48" w	6	16	410		5790.00	6137.00	
BN-170-DA-36-MC	Modular carrel d/f add-on 36" w	6	11	240		3393.00	3597.00	
BN-170-DA-48-MC	Modular carrel d/f add-on 48" w	6	12	310		3562.00	3776.00	



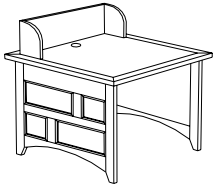
## Reference Carrels

<b>Product #</b>	<b>Description</b>	<b>Pk%</b>	<b>Cf</b>	<b>Lbs</b>	<b>Birch</b>	<b>Oak</b>	<b>Maple</b>	<b>Misc.</b>
BN-170-SS-36-RC	Reference carrel s/f starter 36" w	6	10	200		3934.00	4169.00	
BN-170-SS-48-RC	Reference carrel s/f starter 48" w	6	11	230		4130.00	4377.00	
BN-170-SA-36-RC	Reference carrel s/f add-on 36" w	6	7	150		2908.00	3083.00	
BN-170-SA-48-RC	Reference carrel s/f add-on 48" w	6	8	180		3053.00	3235.00	
BN-170-DS-36-RC	Reference carrel d/f starter 36" w	6	14	350		6408.00	6794.00	
BN-170-DS-48-RC	Reference carrel d/f starter 48" w	6	16	410		6728.00	7132.00	
BN-170-DA-36-RC	Reference carrel d/f add-on 36" w	6	11	240		4344.00	4605.00	
BN-170-DA-48-RC	Reference carrel d/f add-on 48" w	6	12	310		4560.00	4834.00	

# Bannister Collection

---

Product #	Description	Pk%	Cf	Lbs	Birch	Oak	Maple	Misc.
-----------	-------------	-----	----	-----	-------	-----	-------	-------



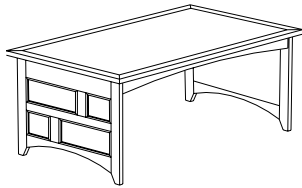
## PAC Tables

Product #	Description	Pk%	Cf	Lbs	Birch	Oak	Maple	Misc.
BN-001X-29-PB	PAC table 1 place 29" h	10	12	130		4161.00	4411.00	
BN-001X-32-PB	PAC table 1 place 32" h	10	12	130		4359.00	4620.00	
BN-001X-39-PB	PAC table 1 place 39" h	10	12	135		4576.00	4850.00	
BN-002X-29-PB	PAC table 2 place 29" h	10	23	200		5434.00	5737.00	
BN-002X-32-PB	PAC table 2 place 32" h	10	23	200		5705.00	6038.00	
BN-002X-39-PB	PAC table 2 place 39" h	10	23	205		5990.00	6349.00	
BN-003X-29-PB	PAC table 3 place 29" h	10	28	250		6629.00	7027.00	
BN-003X-32-PB	PAC table 3 place 32" h	10	28	250		6960.00	7378.00	
BN-003X-39-PB	PAC table 3 place 39" h	10	28	260		7308.00	7746.00	

# Bannister Collection

---

<b>Product #</b>	<b>Description</b>	<b>Pk%</b>	<b>Cf</b>	<b>Lbs</b>	<b>Birch</b>	<b>Oak</b>	<b>Maple</b>	<b>Misc.</b>
------------------	--------------------	------------	-----------	------------	--------------	------------	--------------	--------------

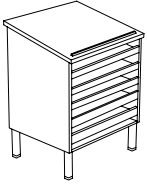


## Reading Tables

<b>Product #</b>	<b>Description</b>	<b>Pk%</b>	<b>Cf</b>	<b>Lbs</b>	<b>Birch</b>	<b>Oak</b>	<b>Maple</b>	<b>Misc.</b>
BN-36-R	Round table 36" d Leg Base	10	4	70		2658.00	2818.00	
BN-36-R-LC	Round table 36" d LC Leg Base	10	4	70		2766.00	2932.00	
BN-42-R	Round table 42" d Leg Base	10	5	90		2828.00	2999.00	
BN-42-R-LC	Round table 42" d LC Leg Base	10	5	90		2969.00	3146.00	
BN-48-R	Round table 48" d Leg Base	10	6	100		3117.00	3303.00	
BN-48-R-LC	Round table 48" d LC Leg Base	10	6	100		3272.00	3469.00	
BN-3636	Square table 36" x 36" Leg Base	10	4	70		1912.00	2027.00	
BN-3636-LC	Square table 36" x 36" LC Leg Base	10	4	70		2007.00	2127.00	
BN-4242	Square table 42" x 42" Leg Base	10	6	90		1990.00	2108.00	
BN-4242-LC	Square table 42" x 42" LC Leg Base	10	6	90		2089.00	2214.00	
BN-4848	Square table 48" x 48" Leg Base	10	6	100		2082.00	2206.00	
BN-4848-LC	Square table 48" x 48" LC Leg Base	10	6	100		2186.00	2317.00	
BN-6036	Rectangular table 60" x 36" Panel Base	10	7	160		4397.00	4660.00	
BN-6036-LC	Rectangular table 60" x 36" LC Panel Base	10	7	160		4528.00	4799.00	
BN-6042	Rectangular table 60" x 42" Panel Base	10	9	175		4629.00	4906.00	
BN-6042-LC	Rectangular table 60" x 42" LC Panel Base	10	9	175		4767.00	5054.00	
BN-6048	Rectangular table 60" x 48" Panel Base	10	9	230		4873.00	5165.00	
BN-6048-LC	Rectangular table 60" x 48" LC Panel Base	10	9	230		5019.00	5319.00	
BN-7236	Rectangular table 72" x 36" Panel Base	10	8	190		4733.00	5017.00	
BN-7236-LC	Rectangular table 72" x 36" LC Panel Base	10	8	190		4874.00	5166.00	
BN-7242	Rectangular table 72" x 42" Panel Base	10	10	215		4982.00	5280.00	
BN-7242-LC	Rectangular table 72" x 42" LC Panel Base	10	10	215		5132.00	5439.00	
BN-7248	Rectangular table 72" x 48" Panel Base	10	10	230		5246.00	5562.00	
BN-7248-LC	Rectangular table 72" x 48" LC Panel Base	10	10	230		5402.00	5729.00	
BN-8436	Rectangular table 84" x 36" Panel Base	10	8	230		5071.00	5376.00	
BN-8436-LC	Rectangular table 84" x 36" LC Panel Base	10	8	230		5223.00	5537.00	
BN-8442	Rectangular table 84" x 42" Panel Base	10	9	245		5339.00	5660.00	
BN-8442-LC	Rectangular table 84" x 42" LC Panel Base	10	9	245		5499.00	5829.00	
BN-8448	Rectangular table 84" x 48" Panel Base	10	10	290		5621.00	5958.00	
BN-8448-LC	Rectangular table 84" x 48" LC Panel Base	10	10	290		5788.00	6137.00	
BN-9636	Rectangular table 96" x 36" Panel Base	10	10	290		5411.00	5736.00	
BN-9636-LC	Rectangular table 96" x 36" LC Panel Base	10	10	290		5573.00	5908.00	
BN-9642	Rectangular table 96" x 42" Panel Base	10	12	310		5696.00	6038.00	
BN-9642-LC	Rectangular table 96" x 42" LC Panel Base	10	12	310		5867.00	6219.00	
BN-9648	Rectangular table 96" x 48" Panel Base	10	12	320		5997.00	6355.00	
BN-9648-LC	Rectangular table 96" x 48" LC Panel Base	10	12	320		6176.00	6545.00	

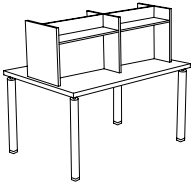
# Bridge

---



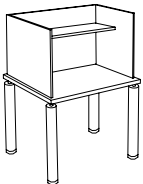
## Display

Product #	Description	Pk%	Cf	Lbs	Birch	Oak	Maple	Misc.
BG-113-L	Magazine rack - 5 sloping shelf	10	35	210		3486.00	3695.00	
BG-113-S	Magazine rack - 4 sloping shelf	10	20	120		3486.00	3695.00	
BG-114	Newspaper table	10	3	50		1413.00	1497.00	
BG-118-L	Atlas stand	10	32	190		2976.00	3154.00	
BG-118-S	Children's atlas stand	10	25	180		2976.00	3154.00	
BG-119-L	Dictionary stand	10	15	75		1984.00	2103.00	
BG-119-S	Children's dictionary stand	10	12	65		1984.00	2103.00	
BG-144-L	Combination atlas dictionary stand	10	12	78		2409.00	2554.00	
BG-144-S	Children's atlas dictionary stand	10	9	68		2409.00	2554.00	
BG-156	Display table	10	40	180		5952.00	6308.00	
BG-156-FB	Display table with fabric bottom	10	40	180		6239.00	6596.00	



## Index Tables

Product #	Description	Pk%	Cf	Lbs	Birch	Oak	Maple	Misc.
BG-126-60	Index table double tier 4 place	10	50	225		4676.00	4957.00	
BG-126-90	Index table double tier 6 place	10	75	270		5527.00	5866.00	

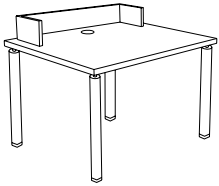


## Study Carrel Tables

Product #	Description	Pk%	Cf	Lbs	Birch	Oak	Maple	Misc.
BG-128-S	Single study carrel	6	17	130		2692.00	2853.00	
BG-128-D	Double study carrel	10	32	200		3683.00	3905.00	
BG-128-Q	Four place study carrel	10	60	300		5386.00	5705.00	

# Bridge

---



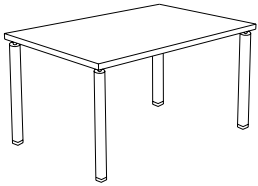
## PAC Tables

Product #	Description	Pk%	Cf	Lbs	Birch	Oak	Maple	Misc.
BG-001X-29-LB	PAC table 1 place 29" h	10	10	65		2171.00	2301.00	
BG-001X-32-LB	PAC table 1 place 32" h	10	10	65		2171.00	2301.00	
BG-001X-39-LB	PAC table 1 place 39" h	10	10	67		2171.00	2301.00	
BG-002X-29-LB	PAC table 2 place 29" h	10	21	100		2649.00	2808.00	
BG-002X-32-LB	PAC table 2 place 32" h	10	21	100		2649.00	2808.00	
BG-002X-39-LB	PAC table 2 place 39" h	10	21	102		2649.00	2808.00	
BG-003X-29-LB	PAC table 3 place 29" h	10	26	110		3160.00	3349.00	
BG-003X-32-LB	PAC table 3 place 32" h	10	26	110		3160.00	3349.00	
BG-003X-39-LB	PAC table 3 place 39" h	10	26	114		3160.00	3349.00	

# Bridge

---

Product #	Description	Pk%	Cf	Lbs	Birch	Oak	Maple	Misc.
-----------	-------------	-----	----	-----	-------	-----	-------	-------



## Reading Tables

Product #	Description	Pk%	Cf	Lbs	Birch	Oak	Maple	Misc.
BG-36-R	Round table 36" d	10	4	46		2211.00	2343.00	
BG-36-R-LC	Round table 36" d LC	10	4	46		2335.00	2451.00	
BG-42-R	Round table 42" d	10	5	50		2225.00	2358.00	
BG-42-R-LC	Round table 42" d LC	10	5	50		2335.00	2456.00	
BG-48-R	Round table 48" d	10	6	70		2268.00	2404.00	
BG-48-R-LC	Round table 48" d LC	10	6	70		2381.00	2499.00	
BG-60-R	Round table 60" d	10	9	85		2790.00	2957.00	
BG-60-R-LC	Round table 60" d LC	10	9	85		2930.00	3076.00	
BG-3636	Square table 36" x 36"	10	4	70		1843.00	1956.00	
BG-3636-LC	Square table 36" x 36" LC	10	4	70		1935.00	2053.00	
BG-4242	Square table 42" x 42"	10	6	90		2014.00	2135.00	
BG-4242-LC	Square table 42" x 42" LC	10	6	90		2114.00	2241.00	
BG-4848	Square table 48" x 48"	10	6	100		2075.00	2199.00	
BG-4848-LC	Square table 48" x 48" LC	10	6	100		2179.00	2309.00	
BG-6030	Rectangular table 60" x 30"	10	7	100		2054.00	2177.00	
BG-6030-LC	Rectangular table 60" x 30" LC	10	7	100		2157.00	2286.00	
BG-6036	Rectangular table 60" x 36"	10	7	110		2141.00	2269.00	
BG-6036-LC	Rectangular table 60" x 36" LC	10	7	110		2248.00	2382.00	
BG-6042	Rectangular table 60" x 42"	10	9	125		2225.00	2358.00	
BG-6042-LC	Rectangular table 60" x 42" LC	10	9	125		2335.00	2475.00	
BG-6048	Rectangular table 60" x 48"	10	9	135		2255.00	2389.00	
BG-6048-LC	Rectangular table 60" x 48" LC	10	9	135		2367.00	2508.00	
BG-7230	Rectangular table 72" x 30"	10	8	110		2084.00	2210.00	
BG-7230-LC	Rectangular table 72" x 30" LC	10	8	110		2188.00	2320.00	
BG-7236	Rectangular table 72" x 36"	10	8	125		2168.00	2298.00	
BG-7236-LC	Rectangular table 72" x 36" LC	10	8	125		2278.00	2413.00	
BG-7242	Rectangular table 72" x 42"	10	10	145		2325.00	2464.00	
BG-7242-LC	Rectangular table 72" x 42" LC	10	10	145		2441.00	2588.00	
BG-7248	Rectangular table 72" x 48"	10	10	160		2352.00	2493.00	
BG-7248-LC	Rectangular table 72" x 48" LC	10	10	160		2470.00	2617.00	
BG-8430	Rectangular table 84" x 30"	10	7	125		2255.00	2389.00	
BG-8430-LC	Rectangular table 84" x 30" LC	10	7	125		2367.00	2508.00	
BG-8436	Rectangular table 84" x 36"	10	8	142		2330.00	2471.00	
BG-8436-LC	Rectangular table 84" x 36" LC	10	8	142		2447.00	2594.00	
BG-8442	Rectangular table 84" x 42"	10	9	163		2427.00	2572.00	
BG-8442-LC	Rectangular table 84" x 42" LC	10	9	163		2548.00	2701.00	
BG-8448	Rectangular table 84" x 48"	10	10	180		2494.00	2643.00	
BG-8448-LC	Rectangular table 84" x 48" LC	10	10	180		2618.00	2775.00	
BG-9630	Rectangular table 96" x 30"	10	10	140		2425.00	2571.00	
BG-9630-LC	Rectangular table 96" x 30" LC	10	10	140		2545.00	2698.00	
BG-9636	Rectangular table 96" x 36"	10	10	140		2497.00	2647.00	

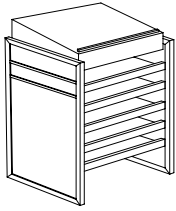
# Bridge

---

<b>Product #</b>	<b>Description</b>	<b>Pk%</b>	<b>Cf</b>	<b>Lbs</b>	<b>Birch</b>	<b>Oak</b>	<b>Maple</b>	<b>Misc.</b>
BG-9636-LC	Rectangular table 96" x 36" LC	10	10	140		2623.00	2779.00	
BG-9642	Rectangular table 96" x 42"	10	12	180		2565.00	2718.00	
BG-9642-LC	Rectangular table 96" x 42" LC	10	12	180		2693.00	2854.00	
BG-9648	Rectangular table 96" x 48"	10	12	200		2636.00	2794.00	
BG-9648-LC	Rectangular table 96" x 48" LC	10	12	200		2767.00	2933.00	

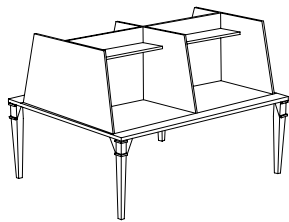
# Element

---



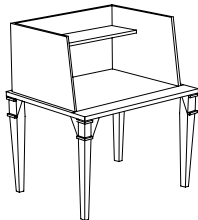
## Display

Product #	Description	Pk%	Cf	Lbs	Birch	Oak	Maple	Misc.
EL-118	Atlas Stand	10	30	260		3331.00	3528.00	
EL-119	Dictionary Stand	10	20	180		2679.00	2839.00	



## Index Tables

Product #	Description	Pk%	Cf	Lbs	Birch	Oak	Maple	Misc.
EL-126-60	Index table double tier 4 place	6	50	245		5921.00	6322.00	
EL-126-90	Index table double tier 6 place	6	75	290		7321.00	7809.00	



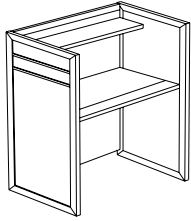
## Study Carrel Tables

Product #	Description	Pk%	Cf	Lbs	Birch	Oak	Maple	Misc.
EL-128-S	Single study carrel table	6	18	160		2297.00	2452.00	
EL-128-D	Double study carrel table	6	33	195		3179.00	3338.00	
EL-128-Q	Four place study carrel table	6	62	360		4691.00	4926.00	

# Element

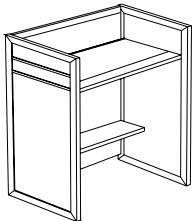
---

<b>Product #</b>	<b>Description</b>	<b>Pk%</b>	<b>Cf</b>	<b>Lbs</b>	<b>Birch</b>	<b>Oak</b>	<b>Maple</b>	<b>Misc.</b>
------------------	--------------------	------------	-----------	------------	--------------	------------	--------------	--------------



## Modular Study Carrels

<b>Product #</b>	<b>Description</b>	<b>Pk%</b>	<b>Cf</b>	<b>Lbs</b>	<b>Birch</b>	<b>Oak</b>	<b>Maple</b>	<b>Misc.</b>
EL-170-SS-36-MC	Modular carrel s/f starter 36"w	6	11	340		2702.00	2864.00	
EL-170-SS-48-MC	Modular carrel s/f starter 48"w	6	11	370		2994.00	3171.00	
EL-170-SA-36-MC	Modular carrel s/f add on 36"w	6	11	165		1866.00	1976.00	
EL-170-SA-48-MC	Modular carrel s/f add on 48"w	6	11	200		2181.00	2312.00	
EL-170-DS-36-MC	Modular carrel d/f starter 36"w	6	22	715		3867.00	4098.00	
EL-170-DS-48-MC	Modular carrel d/f starter 48"w	6	22	715		4321.00	4582.00	
EL-170-DA-36-MC	Modular carrel d/f add on 36" w	6	22	250		2422.00	2565.00	
EL-170-DA-48-MC	Modular carrel d/f add on 48"w	6	22	310		2830.00	2997.00	



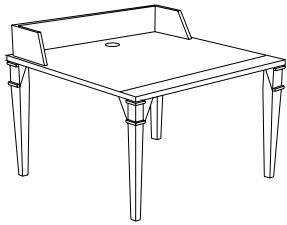
## Modular Reference Carrels

<b>Product #</b>	<b>Description</b>	<b>Pk%</b>	<b>Cf</b>	<b>Lbs</b>	<b>Birch</b>	<b>Oak</b>	<b>Maple</b>	<b>Misc.</b>
EL-170-SS-36-RC	Reference carrel s/f starter 36" w	6	11	340		2763.00	2925.00	
EL-170-SS-48-RC	Reference carrel s/f starter 48" w	6	11	370		3292.00	3488.00	
EL-170-SA-36-RC	Reference carrel s/f add on 36" w	6	11	165		2069.00	2195.00	
EL-170-SA-48-RC	Reference carrel s/f add on 48" w	6	11	200		2540.00	2690.00	
EL-170-DS-36-RC	Reference carrel d/f starter 36" w	6	22	715		4499.00	4768.00	
EL-170-DS-48-RC	Reference carrel d/f starter 48" w	6	22	715		5025.00	5324.00	
EL-170-DA-36-RC	Reference carrel d/f add on 36" w	6	22	250		3073.00	3260.00	
EL-170-DA-48-RC	Reference carrel d/f add on 48" w	6	22	310		3235.00	3428.00	

# Element

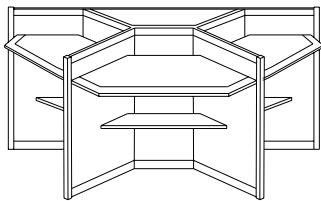
---

<b>Product #</b>	<b>Description</b>	<b>Pk%</b>	<b>Cf</b>	<b>Lbs</b>	<b>Birch</b>	<b>Oak</b>	<b>Maple</b>	<b>Misc.</b>
------------------	--------------------	------------	-----------	------------	--------------	------------	--------------	--------------



## PAC Tables

<b>Product #</b>	<b>Description</b>	<b>Pk%</b>	<b>Cf</b>	<b>Lbs</b>	<b>Birch</b>	<b>Oak</b>	<b>Maple</b>	<b>Misc.</b>
EL-001X-29	PAC table 1 place 29"h	6	10	65		2092.00	2218.00	
EL-001X-32	PAC table 1 place 32"h	6	10	65		2153.00	2282.00	
EL-001X-39	PAC table 1 place 39"h	6	10	67		2218.00	2350.00	
EL-002X-29	PAC table 2 place 29"h	6	21	100		2449.00	2593.00	
EL-002X-32	PAC table 2 place 32"h	6	21	100		2528.00	2679.00	
EL-002X-39	PAC table 2 place 39"h	6	21	103		2604.00	2758.00	
EL-003X-29	PAC table 3 place 29"h	6	26	110		2895.00	3069.00	
EL-003X-32	PAC table 3 place 32"h	6	26	110		2978.00	3156.00	
EL-003X-39	PAC table 3 place 39"h	6	26	114		3066.00	3247.00	



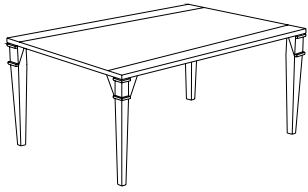
## PAC Terminals

<b>Product #</b>	<b>Description</b>	<b>Pk%</b>	<b>Cf</b>	<b>Lbs</b>	<b>Birch</b>	<b>Oak</b>	<b>Maple</b>	<b>Misc.</b>
EL-200X-3	3 place PAC terminal	6	21	610		7344.00	7783.00	
EL-200X-6	6 place PAC terminal	6	38	990		10993.00	11652.00	

# Element

---

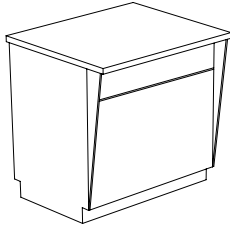
<b>Product #</b>	<b>Description</b>	<b>Pk%</b>	<b>Cf</b>	<b>Lbs</b>	<b>Birch</b>	<b>Oak</b>	<b>Maple</b>	<b>Misc.</b>
------------------	--------------------	------------	-----------	------------	--------------	------------	--------------	--------------



## Reading Tables

<b>Product #</b>	<b>Description</b>	<b>Pk%</b>	<b>Cf</b>	<b>Lbs</b>	<b>Birch</b>	<b>Oak</b>	<b>Maple</b>	<b>Misc.</b>
EL-36-R	Round table 36"d	6	8	90		1870.00	1979.00	
EL-36-R-LC	Round table 36" d LC	6	8	90		1960.00	2079.00	
EL-42-R	Round table 42" d	6	8	90		1946.00	2062.00	
EL-42-R-LC	Round table 42" d LC	6	8	90		2039.00	2165.00	
EL-48-R	Round table 48" d	6	10	100		2002.00	2120.00	
EL-48-R-LC	Round table 48"d LC	6	10	100		2102.00	2225.00	
EL-60-R	Round table 60" d	6	9	85		3066.00	3248.00	
EL-60-R-LC	Round table 60" d LC	6	9	155		3217.00	3405.00	
EL-4242	Square table 42" x 42"	6	8	90		1763.00	1866.00	
EL-4242-LC	Square table 42" x 42" LC	6	8	90		1851.00	1960.00	
EL-4848	Square table 48" x 48"	6	10	100		1816.00	1923.00	
EL-4848-LC	Square table 48" x 48" LC	6	10	10		1907.00	2018.00	
EL-6036	Rectangular table 60" x 36"	6	10	170		1854.00	1966.00	
EL-6036-LC	Rectangular table 60" x 36" LC	6	10	170		1946.00	2062.00	
EL-6048	Rectangular table 60" x 48"	6	13	230		2013.00	2135.00	
EL-6048-LC	Rectangular table 60" x 48" LC	6	13	230		2115.00	2241.00	
EL-7236	Rectangular table 72" x 36"	6	12	200		1930.00	2048.00	
EL-7236-LC	Rectangular table 72" x 36" LC	6	12	200		2029.00	2150.00	
EL-7248	Rectangular table 72" x 48"	6	15	270		2120.00	2245.00	
EL-7248-LC	Rectangular table 72" x 48" LC	6	15	270		2225.00	2357.00	
EL-8436	Rectangular table 84" x 36"	6	13	230		2048.00	2169.00	
EL-8436-LC	Rectangular table 84" x 36" LC	6	13	230		2150.00	2278.00	
EL-8448	Rectangular table 84" x 48"	6	18	290		2241.00	2378.00	
EL-8448-LC	Rectangular table 84" x 48" LC	6	18	290		2355.00	2494.00	
EL-9636	Rectangular table 96" x 36"	6	15	290		2169.00	2297.00	
EL-9636-LC	Rectangular table 96" x 36" LC	6	15	290		2278.00	2411.00	
EL-9648	Rectangular table 96" x 48"	6	20	340		2535.00	2687.00	
EL-9648-LC	Rectangular table 96" x 48" LC	6	20	340		2660.00	2820.00	

# Element Desk System



## Element Desks

-Finished end panels must be ordered with the Element desk system.  
-A layout of the desk must be submitted with your order.

Product #	Description	Pk%	Cf	Lbs	Birch	Oak	Maple	Misc.
B-EL200-32	Beta open shelf	10	30	225		2848.00	3018.00	
B-EL200-39	Beta open shelf	10	30	225		2848.00	3018.00	
D-EL200-32	Delicato open shelf	10	30	225		3107.00	3293.00	
D-EL200-39	Delicato open shelf	10	30	225		3107.00	3293.00	
R-EL200-32	Ronda open shelf	10	30	225		3355.00	3556.00	
R-EL200-39	Ronda open shelf	10	30	225		3355.00	3556.00	
B-EL201-32	Beta cupboard	10	30	225		3337.00	3537.00	
B-EL201-39	Beta cupboard	10	30	225		3337.00	3537.00	
D-EL201-32	Delicato cupboard	10	30	225		3595.00	3810.00	
D-EL201-39	Delicato cupboard	10	30	225		3595.00	3810.00	
R-EL201-32	Ronda cupboard	10	30	225		3883.00	4116.00	
R-EL201-39	Ronda cupboard	10	30	225		3883.00	4116.00	
B-EL202T-32	Beta closed corner	10	25	150		3465.00	3672.00	
B-EL202T-39	Beta closed corner	10	25	150		3465.00	3672.00	
D-EL202T-32	Delicato closed corner	10	25	150		3701.00	3923.00	
D-EL202T-39	Delicato closed corner	10	25	150		3701.00	3923.00	
R-EL202T-32	Ronda closed corner	10	25	150		3761.00	3986.00	
R-EL202T-39	Ronda closed corner	10	25	150		3761.00	3986.00	
B-EL202C-32	Beta curved corner	10	25	150		3497.00	3706.00	
B-EL202C-39	Beta curved corner	10	25	150		3497.00	3706.00	
D-EL202C-32	Delicato curved corner	10	25	150		3724.00	3947.00	
D-EL202C-39	Delicato curved corner	10	25	150		3724.00	3947.00	
R-EL202C-32	Ronda curved corner	10	25	150		3948.00	4185.00	
R-EL202C-39	Ronda curved corner	10	25	150		3948.00	4185.00	
B-EL202S-32	Beta square corner	10	25	150		3465.00	3672.00	
B-EL202S-39	Beta square corner	10	25	150		3465.00	3672.00	
D-EL202S-32	Delicato square corner	10	25	150		3701.00	3923.00	
D-EL202S-39	Delicato square corner	10	25	150		3701.00	3923.00	
R-EL202S-32	Ronda square corner	10	25	150		3761.00	3986.00	
R-EL202S-39	Ronda square corner	10	25	150		3761.00	3986.00	
B-EL203-32	Beta cash drawer	10	30	210		3423.00	3629.00	
B-EL203-39	Beta cash drawer	10	30	210		3423.00	3629.00	
D-EL203-32	Delicato cash drawer	10	30	210		3682.00	3902.00	
D-EL203-39	Delicato cash drawer	10	30	210		3682.00	3902.00	
R-EL203-32	Ronda cash drawer	10	30	210		3792.00	4019.00	
R-EL203-39	Ronda cash drawer	10	30	210		3792.00	4019.00	

# Element Desk System

Product #	Description	Pk%	Cf	Lbs	Birch	Oak	Maple	Misc.
B-EL204-32	Beta open corner	10	25	150		3465.00	3672.00	
B-EL204-39	Beta open corner	10	25	150		3465.00	3672.00	
D-EL204-32	Delicato open corner	10	25	150		3701.00	3923.00	
D-EL204-39	Delicato open corner	10	25	150		3701.00	3923.00	
R-EL204-32	Ronda open corner	10	25	150		3761.00	3986.00	
R-EL204-39	Ronda open corner	10	25	150		3761.00	3986.00	
B-EL204B-32	Beta binder post	10	25	150		4021.00	4261.00	
B-EL204B-39	Beta binder post	10	25	150		4021.00	4261.00	
D-EL204B-32	Delicato binder post	10	25	150		4282.00	4540.00	
D-EL204B-39	Delicato binder post	10	25	150		4282.00	4540.00	
R-EL204B-32	Ronda binder post	10	25	150		4540.00	4812.00	
R-EL204B-39	Ronda binder post	10	25	150		4540.00	4812.00	
B-EL204C-32	Beta curved corner	10	25	150		3497.00	3706.00	
B-EL204C-39	Beta curved corner	10	25	150		3497.00	3706.00	
D-EL204C-32	Delicato curved corner	10	25	150		3724.00	3947.00	
D-EL204C-39	Delicato curved corner	10	25	150		3724.00	3947.00	
R-EL204C-32	Ronda curved corner	10	25	150		3948.00	4185.00	
R-EL204C-39	Ronda curved corner	10	25	150		3948.00	4185.00	
B-EL205-32	Beta discharge	10	30	220		3538.00	3750.00	
B-EL205-39	Beta discharge	10	30	220		3538.00	3750.00	
D-EL205-32	Delicato discharge	10	30	220		3797.00	4024.00	
D-EL205-39	Delicato discharge	10	30	220		3797.00	4024.00	
R-EL205-32	Ronda discharge	10	30	220		3911.00	4145.00	
R-EL205-39	Ronda discharge	10	30	220		3911.00	4145.00	
B-EL206-32	Beta single drawer	10	30	210		3279.00	3476.00	
B-EL206-39	Beta single drawer	10	30	210		3279.00	3476.00	
D-EL206-32	Delicato single drawer	10	30	210		3538.00	3750.00	
D-EL206-39	Delicato single drawer	10	30	210		3538.00	3750.00	
R-EL206-32	Ronda single drawer	10	30	210		3679.00	3899.00	
R-EL206-39	Ronda single drawer	10	30	210		3679.00	3899.00	
B-EL207-32	Beta single drawer	10	30	220		3250.00	3445.00	
B-EL207-39	Beta single drawer	10	30	220		3250.00	3445.00	
D-EL207-32	Delicato single drawer	10	30	220		3487.00	3695.00	
D-EL207-39	Delicato single drawer	10	30	220		3487.00	3695.00	
R-EL207-32	Ronda single drawer	10	30	220		3626.00	3844.00	
R-EL207-39	Ronda single drawer	10	30	220		3626.00	3844.00	
B-EL208-32	Beta book return	10	30	175		2560.00	2713.00	
B-EL208-39	Beta book return	10	30	175		2560.00	2713.00	
D-EL208-32	Delicato book return	10	30	175		2819.00	2988.00	
D-EL208-39	Delicato book return	10	30	175		2819.00	2988.00	
R-EL208-32	Ronda book return	10	30	175		2932.00	3107.00	
R-EL208-39	Ronda book return	10	30	175		2932.00	3107.00	

# Element Desk System

Product #	Description	Pk%	Cf	Lbs	Birch	Oak	Maple	Misc.
B-EL20936-32	Beta 36" desk w/ sur	10	30	190		3279.00	3476.00	
B-EL20936-39	Beta 36" desk w/ sur	10	30	190		3279.00	3476.00	
D-EL20936-32	Delicato 36" desk w/sur	10	30	190		3538.00	3750.00	
D-EL20936-39	Delicato 36" desk w/sur	10	30	190		3538.00	3750.00	
R-EL20936-32	Ronda 36" desk w/ sur	10	30	190		3679.00	3899.00	
R-EL20936-39	Ronda 36" desk w/ sur	10	30	190		3679.00	3899.00	
B-EL20948-32	Beta 48" desk w/ sur	10	40	250		3609.00	3825.00	
B-EL20948-39	Beta 48" desk w/ sur	10	40	250		3609.00	3825.00	
D-EL20948-32	Delicato 48" desk w/ sur	10	40	250		3868.00	4099.00	
D-EL20948-39	Delicato 48" desk w/ sur	10	40	250		3868.00	4099.00	
R-EL20948-32	Ronda 48" desk w/ sur	10	40	250		4022.00	4264.00	
R-EL20948-39	Ronda 48" desk w/ sur	10	40	250		4022.00	4264.00	
B-EL20960-32	Beta 60" desk w/ sur	10	50	320		3940.00	4176.00	
B-EL20960-39	Beta 60" desk w/ sur	10	50	320		3940.00	4176.00	
D-EL20960-32	Delicato 60" desk w/ sur	10	50	320		4199.00	4451.00	
D-EL20960-39	Delicato 60" desk w/ sur	10	50	320		4199.00	4451.00	
R-EL20960-32	Ronda 60" desk w/ sur	10	50	320		4367.00	4628.00	
R-EL20960-39	Ronda 60" desk w/ sur	10	50	320		4367.00	4628.00	
B-EL20972-32	Beta 72" desk w/ sur	10	60	390		4285.00	4542.00	
B-EL20972-39	Beta 72" desk w/ sur	10	60	390		4285.00	4542.00	
D-EL20972-32	Delicato 72" desk w/ sur	10	60	390		4544.00	4817.00	
D-EL20972-39	Delicato 72" desk w/ sur	10	60	390		4544.00	4817.00	
R-EL20972-32	Ronda 72" desk w/ sur	10	60	390		4727.00	5009.00	
R-EL20972-39	Ronda 72" desk w/ sur	10	60	390		4727.00	5009.00	
B-EL209CD-32	Beta corner desk w/ sur	10	70	500		7735.00	8199.00	
B-EL209CD-39	Beta corner desk w/ sur	10	70	500		7735.00	8199.00	
D-EL209CD-32	Delicato corner desk w/ sur	10	70	500		7994.00	8474.00	
D-EL209CD-39	Delicato corner desk w/ sur	10	70	500		7994.00	8474.00	
R-EL209CD-32	Ronda corner desk w/ sur	10	70	500		8314.00	8812.00	
R-EL209CD-39	Ronda corner desk w/ sur	10	70	500		8314.00	8812.00	
B-EL21936-32	Beta 36" desk	10	30	190		2417.00	2562.00	
B-EL21936-39	Beta 36" desk	10	30	190		2417.00	2562.00	
D-EL21936-32	Delicato 36" desk	10	30	190		2675.00	2835.00	
D-EL21936-39	Delicato 36" desk	10	30	190		2675.00	2835.00	
R-EL21936-32	Ronda 36" desk	10	30	190		2782.00	2949.00	
R-EL21936-39	Ronda 36" desk	10	30	190		2782.00	2949.00	
B-EL21948-32	Beta 48" desk	10	40	250		2819.00	2988.00	
B-EL21948-39	Beta 48" desk	10	40	250		2819.00	2988.00	
D-EL21948-32	Delicato 48" desk	10	40	250		3078.00	3263.00	
D-EL21948-39	Delicato 48" desk	10	40	250		3078.00	3263.00	
R-EL21948-32	Ronda 48" desk	10	40	250		3232.00	3425.00	
R-EL21948-39	Ronda 48" desk	10	40	250		3232.00	3425.00	
B-EL21960-32	Beta 60" desk	10	50	320		3149.00	3338.00	
B-EL21960-39	Beta 60" desk	10	50	320		3149.00	3338.00	

# Element Desk System

Product #	Description	Pk%	Cf	Lbs	Birch	Oak	Maple	Misc.
D-EL21960-32	Delicato 60" desk	10	50	320		3408.00	3612.00	
D-EL21960-39	Delicato 60" desk	10	50	320		3408.00	3612.00	
R-EL21960-32	Ronda 60" desk	10	50	320		3578.00	3792.00	
R-EL21960-39	Ronda 60" desk	10	50	320		3578.00	3792.00	
B-EL21972-32	Beta 72" desk	10	60	370		3624.00	3842.00	
B-EL21972-39	Beta 72" desk	10	60	370		3624.00	3842.00	
D-EL21972-32	Delicato 72" desk	10	60	370		3883.00	4115.00	
D-EL21972-39	Delicato 72" desk	10	60	370		3883.00	4115.00	
R-EL21972-32	Ronda 72" desk	10	60	370		4076.00	4321.00	
R-EL21972-39	Ronda 72" desk	10	60	370		4076.00	4321.00	
B-EL219CD-32	Beta corner desk	10	70	500		6643.00	7041.00	
B-EL219CD-39	Beta corner desk	10	70	500		6643.00	7041.00	
D-EL219CD-32	Delicato corner desk	10	70	500		6902.00	7316.00	
D-EL219CD-39	Delicato corner desk	10	70	500		6902.00	7316.00	
R-EL219CD-32	Ronda corner desk	10	70	500		7247.00	7681.00	
R-EL219CD-39	Ronda corner desk	10	70	500		7247.00	7681.00	
B-EL217-32	Beta wedge corner	10	15	135		3465.00	3672.00	
B-EL217-39	Beta wedge corner	10	15	135		3465.00	3672.00	
D-EL217-32	Delicato wedge corner	10	15	135		3724.00	3947.00	
D-EL217-39	Delicato wedge corner	10	15	135		3724.00	3947.00	
R-EL217-32	Ronda wedge corner	10	15	135		3911.00	4144.00	
R-EL217-39	Ronda wedge corner	10	15	135		3911.00	4144.00	
B-EL223-32	Beta ADA	10	30	190		3337.00	3537.00	
D-EL223-32	Delicato ADA	10	30	190		3702.00	3924.00	
R-EL223-32	Ronda ADA	10	30	190		3888.00	4120.00	
	Note: 39" h not available							
B-EL212-39	Beta closed cupboard with drawer	10	30	270		3897.00	4130.00	
D-EL212-39	Delicato closed cupboard with drawer	10	30	270		4177.00	4428.00	
R-EL212-39	Ronda closed cupboard with drawer	10	30	270		4387.00	4649.00	
	Note: 32" h not available							
B-EL213-39	Beta hard drive and drawer	10	30	270		6484.00	6873.00	
D-EL213-39	Delicato hard drive and drawer	10	30	270		7024.00	7444.00	
R-EL213-39	Ronda hard drive and drawer unit	10	30	270		7374.00	7817.00	
	Note: 32" h not available							
B-EL214-32	Beta hard drive and open shelf	10	30	260		3897.00	4130.00	
B-EL214-39	Beta hard drive and open shelf	10	30	260		3897.00	4130.00	
D-EL214-32	Delicato hard drive and open shelf	10	30	260		4177.00	4428.00	
D-EL214-39	Delicato hard drive and open shelf	10	30	260		4177.00	4428.00	
R-EL214-32	Ronda hard drive and open shelf	10	30	260		4385.00	4649.00	
R-EL214-39	Ronda hard drive and open shelf	10	30	260		4385.00	4649.00	
B-EL215-32	Beta drawer and cupboard	10	30	270		5765.00	6110.00	
B-EL215-39	Beta drawer and cupboard	10	30	270		5765.00	6110.00	
D-EL215-32	Delicato drawer and cupboard	10	30	270		6232.00	6606.00	

# Element Desk System

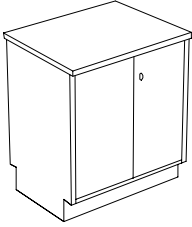
Product #	Description	Pk%	Cf	Lbs	Birch	Oak	Maple	Misc.
D-EL215-39	Delicato drawer and cupboard	10	30	270		6232.00	6606.00	
R-EL215-32	Ronda drawer and cupboard	10	30	270		6544.00	6936.00	
R-EL215-39	Ronda drawer and cupboard	10	30	270		6544.00	6936.00	
B-EL216-32	Beta shelf and drawer	10	30	270		5672.00	6012.00	
B-EL216-39	Beta shelf and drawer	10	30	270		5672.00	6012.00	
D-EL216-32	Delicato shelf and drawer	10	30	270		6129.00	6496.00	
D-EL216-39	Delicato shelf and drawer	10	30	270		6129.00	6496.00	
R-EL216-32	Ronda shelf and drawer	10	30	270		6435.00	6821.00	
R-EL216-39	Ronda shelf and drawer	10	30	270		6435.00	6821.00	
B-EL218-32	Beta curved corner desk	10	50	320		7965.00	8443.00	
B-EL218-39	Beta curved corner desk	10	50	320		7965.00	8443.00	
D-EL218-32	Delicato curved corner desk	10	30	320		8308.00	8806.00	
D-EL218-39	Delicato curved corner desk	10	30	320		8308.00	8806.00	
R-EL218-32	Ronda curved corner desk	10	30	320		8723.00	9247.00	
R-EL218-39	Ronda curved corner desk	10	30	320		8723.00	9247.00	
B-EL218S-32	Beta curved corner w/ sur	10	70	500		8115.00	8603.00	
B-EL218S-39	Beta curved corner w/ sur	10	70	500		8115.00	8603.00	
D-EL218S-32	Delicato curved corner desk w/ sur	10	70	500		8816.00	9344.00	
D-EL218S-39	Delicato curved corner desk w/ sur	10	70	500		8816.00	9344.00	
R-EL218S-32	Ronda curved corner desk w/ sur	10	70	500		9258.00	9812.00	
R-EL218S-39	Ronda curved corner desk w/ sur	10	70	500		9258.00	9812.00	
B-EL225	Beta curved corner desk patron ledge	10	7	70		2560.00	2713.00	
D-EL225	Delicato curved corner desk patron ledge	10	7	70		2758.00	2923.00	
R-EL225	Ronda curver corner desk patron ledge	10	7	70		2895.00	3069.00	
B-EL22036	Beta 36" w patron ledge	10	3	30		826.00	876.00	
D-EL22036	Delicato 36" w patron ledge	10	3	30		956.00	1014.00	
R-EL22036	Ronda 36" w patron ledge	10	3	30		1003.00	1064.00	
B-EL22048	Beta 48" w patron ledge	10	4	40		964.00	1022.00	
D-EL22048	Delicato 48"w patron ledge	10	4	40		1094.00	1160.00	
R-EL22048	Ronda 48" w patron ledge	10	4	40		1148.00	1217.00	
B-EL22060	Beta 60" w patron ledge	10	5	50		1091.00	1155.00	
D-EL22060	Delicato 60" w patron ledge	10	5	50		1221.00	1294.00	
R-EL22060	Ronda 60" w patron ledge	10	5	50		1289.00	1366.00	
B-EL22072	Beta 72" w patron ledge	10	6	60		1206.00	1289.00	
D-EL22072	Delicato 72" w patron ledge	10	6	60		1336.00	1415.00	
R-EL22072	Ronda 72" w patron ledge	10	6	60		1404.00	1490.00	
B-EL220S	Beta square patron ledge	10	4	40		1497.00	1588.00	
D-EL220S	Delicato square patron ledge	10	4	40		1634.00	1714.00	
R-EL220S	Ronda square patron ledge	10	4	40		1714.00	1818.00	
B-EL220C	Beta curved patron ledge	10	4	40		2432.00	2578.00	
D-EL220C	Delicato curved patron ledge	10	4	40		2620.00	2777.00	

# Element Desk System

---

<b>Product #</b>	<b>Description</b>	<b>Pk%</b>	<b>Cf</b>	<b>Lbs</b>	<b>Birch</b>	<b>Oak</b>	<b>Maple</b>	<b>Misc.</b>
R-EL220C	Ronda curved patron ledge	10	4	40		2750.00	2915.00	
B-EL220CD	Beta corner desk patron ledge	10	7	70		2688.00	2849.00	
D-EL220CD	Delicato corner desk patron ledge	10	7	70		2899.00	3069.00	
R-EL220CD	Ronda corner desk patron ledge	10	7	70		3039.00	3222.00	
B-EL222-32	Beta end panel	10	30	50		484.00	512.00	
B-EL222-39	Beta end panel	10	30	50		484.00	512.00	
D-EL222-32	Delicato end panel	10	30	50		484.00	512.00	
D-EL222-39	Delicato end panel	10	30	50		484.00	512.00	
R-EL222-32	Ronda end panel	10	30	50		484.00	512.00	
R-EL222-39	Ronda end panel	10	30	50		484.00	512.00	

# Linx Desk System



## Linx Desks

-Finished End Panels must be ordered with the Linx desk system  
 -A layout of the desk must be submitted with your order.

Product #	Description	Pk%	Cf	Lbs	Birch	Oak	Maple	Misc.
B-LX200-32	Beta open shelf	10	30	225	1843.00	1755.00	1843.00	
B-LX200-39	Beta open shelf	10	30	225	1843.00	1755.00	1843.00	
D-LX200-32	Delicato open shelf	10	30	225	2114.00	2013.00	2114.00	
D-LX200-39	Delicato open shelf	10	30	225	2114.00	2013.00	2114.00	
R-LX200-32	Ronda open shelf	10	30	225	2114.00	2013.00	2114.00	
R-LX200-39	Ronda open shelf	10	30	225	2114.00	2013.00	2114.00	
B-LX201-32	Beta cupboard	10	30	225	2356.00	2243.00	2356.00	
B-LX201-39	Beta cupboard	10	30	225	2356.00	2243.00	2356.00	
D-LX201-32	Delicato cupboard	10	30	225	2627.00	2503.00	2627.00	
D-LX201-39	Delicato cupboard	10	30	225	2627.00	2503.00	2627.00	
R-LX201-32	Ronda cupboard	10	30	225	2627.00	2503.00	2627.00	
R-LX201-39	Ronda cupboard	10	30	225	2627.00	2503.00	2627.00	
B-LX202T-32	Beta closed corner	10	25	150	2491.00	2373.00	2491.00	
B-LX202T-39	Beta closed corner	10	25	150	2491.00	2373.00	2491.00	
D-LX202T-32	Delicato closed corner	10	25	150	2764.00	2632.00	2764.00	
D-LX202T-39	Delicato closed corner	10	25	150	2764.00	2632.00	2764.00	
R-LX202T-32	Ronda closed corner	10	25	150	2764.00	2632.00	2764.00	
R-LX202T-39	Ronda closed corner	10	25	150	2764.00	2632.00	2764.00	
B-LX202C-32	Beta curved corner	10	25	150	2491.00	2373.00	2491.00	
B-LX202C-39	Beta curved corner	10	25	150	2491.00	2373.00	2491.00	
D-LX202C-32	Delicato curved corner	10	25	150	2764.00	2632.00	2764.00	
D-LX202C-39	Delicato curved corner	10	25	150	2764.00	2632.00	2764.00	
R-LX202C-32	Ronda curved corner	10	25	150	2764.00	2632.00	2764.00	
R-LX202C-39	Ronda curved corner	10	25	150	2764.00	2632.00	2764.00	
B-LX202S-32	Beta square corner	10	25	150	2491.00	2373.00	2491.00	
B-LX202S-39	Beta square corner	10	25	150	2491.00	2373.00	2491.00	
D-LX202S-32	Delicato square corner	10	25	150	2764.00	2632.00	2764.00	
D-LX202S-39	Delicato square corner	10	25	150	2764.00	2632.00	2764.00	
R-LX202S-32	Ronda square corner	10	25	150	2764.00	2632.00	2764.00	
R-LX202S-39	Ronda square corner	10	25	150	2764.00	2632.00	2764.00	
B-LX203-32	Beta cash drawer	10	30	210	2447.00	2330.00	2447.00	
B-LX203-39	Beta cash drawer	10	30	210	2447.00	2330.00	2447.00	
D-LX203-32	Delicato cash drawer	10	30	210	2718.00	2588.00	2718.00	
D-LX203-39	Delicato cash drawer	10	30	210	2718.00	2588.00	2718.00	
R-LX203-32	Ronda cash drawer	10	30	210	2718.00	2588.00	2718.00	

# Linx Desk System

Product #	Description	Pk%	Cf	Lbs	Birch	Oak	Maple	Misc.
R-LX203-39	Ronda cash drawer	10	30	210	2718.00	2588.00	2718.00	
B-LX204-32	Beta open corner	10	25	150	2491.00	2373.00	2491.00	
B-LX204-39	Beta open corner	10	25	150	2491.00	2373.00	2491.00	
D-LX204-32	Delicato open corner	10	25	150	2764.00	2632.00	2764.00	
D-LX204-39	Delicato open corner	10	25	150	2764.00	2632.00	2764.00	
R-LX204-32	Ronda open corner	10	25	150	2764.00	2632.00	2764.00	
R-LX204-39	Ronda open corner	10	25	150	2764.00	2632.00	2764.00	
B-LX204B-32	Beta binder post	10	25	150	2491.00	2373.00	2491.00	
B-LX204B-39	Beta binder post	10	25	150	2491.00	2373.00	2491.00	
D-LX204B-32	Delicato binder post	10	25	150	2764.00	2632.00	2764.00	
D-LX204B-39	Delicato binder post	10	25	150	2764.00	2632.00	2764.00	
R-LX204B-32	Ronda binder post	10	25	150	2764.00	2632.00	2764.00	
R-LX204B-39	Ronda binder post	10	25	150	2764.00	2632.00	2764.00	
B-LX204C-32	Beta curved corner	10	25	150	2491.00	2373.00	2491.00	
B-LX204C-39	Beta curved corner	10	25	150	2491.00	2373.00	2491.00	
D-LX204C-32	Delicato curved corner	10	25	150	2764.00	2632.00	2764.00	
D-LX204C-39	Delicato curved corner	10	25	150	2764.00	2632.00	2764.00	
R-LX204C-32	Ronda curved corner	10	25	150	2764.00	2632.00	2764.00	
R-LX204C-39	Ronda curved corner	10	25	150	2764.00	2632.00	2764.00	
B-LX205-32	Beta discharge	10	30	220	2567.00	2445.00	2567.00	
B-LX205-39	Beta discharge	10	30	220	2567.00	2445.00	2567.00	
D-LX205-32	Delicato discharge	10	30	220	2839.00	2703.00	2839.00	
D-LX205-39	Delicato discharge	10	30	220	2839.00	2703.00	2839.00	
R-LX205-32	Ronda discharge	10	30	220	2839.00	2703.00	2839.00	
R-LX205-39	Ronda discharge	10	30	220	2839.00	2703.00	2839.00	
B-LX206-32	Beta single drawer	10	30	210	2296.00	2186.00	2296.00	
B-LX206-39	Beta single drawer	10	30	210	2296.00	2186.00	2296.00	
D-LX206-32	Delicato single drawer	10	30	210	2567.00	2445.00	2567.00	
D-LX206-39	Delicato single drawer	10	30	210	2567.00	2445.00	2567.00	
R-LX206-32	Ronda single drawer	10	30	210	2567.00	2445.00	2567.00	
R-LX206-39	Ronda single drawer	10	30	210	2567.00	2445.00	2567.00	
B-LX207-32	Beta single drawer	10	30	220	2265.00	2158.00	2265.00	
B-LX207-39	Beta single drawer	10	30	220	2265.00	2158.00	2265.00	
D-LX207-32	Delicato single drawer	10	30	220	2517.00	2395.00	2517.00	
D-LX207-39	Delicato single drawer	10	30	220	2517.00	2395.00	2517.00	
R-LX207-32	Ronda single drawer	10	30	220	2517.00	2395.00	2517.00	
R-LX207-39	Ronda single drawer	10	30	220	2517.00	2395.00	2517.00	
B-LX208-32	Beta book return	10	30	175	1540.00	1468.00	1540.00	
B-LX208-39	Beta book return	10	30	175	1540.00	1468.00	1540.00	
D-LX208-32	Delicato book return	10	30	175	1813.00	1726.00	1813.00	
D-LX208-39	Delicato book return	10	30	175	1813.00	1726.00	1813.00	
R-LX208-32	Ronda book return	10	30	175	1813.00	1726.00	1813.00	
R-LX208-39	Ronda book return	10	30	175	1813.00	1726.00	1813.00	

# Linx Desk System

Product #	Description	Pk%	Cf	Lbs	Birch	Oak	Maple	Misc.
B-LX20936-32	Beta 36" desk w/ sur	10	30	190	2296.00	2186.00	2296.00	
B-LX20936-39	Beta 36" desk w/ sur	10	30	190	2296.00	2186.00	2296.00	
D-LX20936-32	Delicato 36" desk w/sur	10	30	190	2567.00	2445.00	2567.00	
D-LX20936-39	Delicato 36" desk w/sur	10	30	190	2567.00	2445.00	2567.00	
R-LX20936-32	Ronda 36" desk w/ sur	10	30	190	2567.00	2445.00	2567.00	
R-LX20936-39	Ronda 36" desk w/ sur	10	30	190	2567.00	2445.00	2567.00	
B-LX20948-32	Beta 48" desk w/ sur	10	40	250	2643.00	2517.00	2643.00	
B-LX20948-39	Beta 48" desk w/ sur	10	40	250	2643.00	2517.00	2643.00	
D-LX20948-32	Delicato 48" desk w/ sur	10	40	250	2913.00	2775.00	2913.00	
D-LX20948-39	Delicato 48" desk w/ sur	10	40	250	2913.00	2775.00	2913.00	
R-LX20948-32	Ronda 48" desk w/ sur	10	40	250	2913.00	2775.00	2913.00	
R-LX20948-39	Ronda 48" desk w/ sur	10	40	250	2913.00	2775.00	2913.00	
B-LX20960-32	Beta 60" desk w/ sur	10	50	320	2989.00	2848.00	2989.00	
B-LX20960-39	Beta 60" desk w/ sur	10	50	320	2989.00	2848.00	2989.00	
D-LX20960-32	Delicato 60" desk w/ sur	10	50	320	3262.00	3106.00	3262.00	
D-LX20960-39	Delicato 60" desk w/ sur	10	50	320	3262.00	3106.00	3262.00	
R-LX20960-32	Ronda 60" desk w/ sur	10	50	320	3262.00	3106.00	3262.00	
R-LX20960-39	Ronda 60" desk w/ sur	10	50	320	3262.00	3106.00	3262.00	
B-LX20972-32	Beta 72" desk w/ sur	10	60	390	3352.00	3193.00	3352.00	
B-LX20972-39	Beta 72" desk w/ sur	10	60	390	3352.00	3193.00	3352.00	
D-LX20972-32	Delicato 72" desk w/ sur	10	60	390	3623.00	3451.00	3623.00	
D-LX20972-39	Delicato 72" desk w/ sur	10	60	390	3623.00	3451.00	3623.00	
R-LX20972-32	Ronda 72" desk w/ sur	10	60	390	3623.00	3451.00	3623.00	
R-LX20972-39	Ronda 72" desk w/ sur	10	60	390	3623.00	3451.00	3623.00	
B-LX209CD-32	Beta corner desk w/ sur	10	70	500	6974.00	6643.00	6974.00	
B-LX209CD-39	Beta corner desk w/ sur	10	70	500	6974.00	6643.00	6974.00	
D-LX209CD-32	Delicato corner desk w/ sur	10	70	500	7246.00	6901.00	7246.00	
D-LX209CD-39	Delicato corner desk w/ sur	10	70	500	7246.00	6901.00	7246.00	
R-LX209CD-32	Ronda corner desk w/ sur	10	70	500	7246.00	6901.00	7246.00	
R-LX209CD-39	Ronda corner desk w/ sur	10	70	500	7246.00	6901.00	7246.00	
B-LX21936-32	Beta 36" desk	10	30	190	1390.00	1323.00	1390.00	
B-LX21936-39	Beta 36" desk	10	30	190	1390.00	1323.00	1390.00	
D-LX21936-32	Delicato 36" desk	10	30	190	1661.00	1583.00	1661.00	
D-LX21936-39	Delicato 36" desk	10	30	190	1661.00	1583.00	1661.00	
R-LX21936-32	Ronda 36" desk	10	30	190	1661.00	1583.00	1661.00	
R-LX21936-39	Ronda 36" desk	10	30	190	1661.00	1583.00	1661.00	
B-LX21948-32	Beta 48" desk	10	40	250	1813.00	1726.00	1813.00	
B-LX21948-39	Beta 48" desk	10	40	250	1813.00	1726.00	1813.00	
D-LX21948-32	Delicato 48" desk	10	40	250	2084.00	1985.00	2084.00	
D-LX21948-39	Delicato 48" desk	10	40	250	2084.00	1985.00	2084.00	
R-LX21948-32	Ronda 48" desk	10	40	250	2084.00	1985.00	2084.00	
R-LX21948-39	Ronda 48" desk	10	40	250	2084.00	1985.00	2084.00	
B-LX21960-32	Beta 60" desk	10	50	320	2160.00	2057.00	2160.00	
B-LX21960-39	Beta 60" desk	10	50	320	2160.00	2057.00	2160.00	

# Linx Desk System

Product #	Description	Pk%	Cf	Lbs	Birch	Oak	Maple	Misc.
D-LX21960-32	Delicato 60" desk	10	50	320	2430.00	2315.00	2430.00	
D-LX21960-39	Delicato 60" desk	10	50	320	2430.00	2315.00	2430.00	
R-LX21960-32	Ronda 60" desk	10	50	320	2430.00	2315.00	2430.00	
R-LX21960-39	Ronda 60" desk	10	50	320	2430.00	2315.00	2430.00	
B-LX21972-32	Beta 72" desk	10	60	370	2657.00	2531.00	2657.00	
B-LX21972-39	Beta 72" desk	10	60	370	2657.00	2531.00	2657.00	
D-LX21972-32	Delicato 72" desk	10	60	370	2930.00	2790.00	2930.00	
D-LX21972-39	Delicato 72" desk	10	60	370	2930.00	2790.00	2930.00	
R-LX21972-32	Ronda 72" desk	10	60	370	2930.00	2790.00	2930.00	
R-LX21972-39	Ronda 72" desk	10	60	370	2930.00	2790.00	2930.00	
B-LX219CD-32	Beta corner desk	10	70	500	5586.00	5320.00	5586.00	
B-LX219CD-39	Beta corner desk	10	70	500	5586.00	5320.00	5586.00	
D-LX219CD-32	Delicato corner desk	10	70	500	5857.00	5578.00	5857.00	
D-LX219CD-39	Delicato corner desk	10	70	500	5857.00	5578.00	5857.00	
R-LX219CD-32	Ronda corner desk	10	70	500	5857.00	5578.00	5857.00	
R-LX219CD-39	Ronda corner desk	10	70	500	5857.00	5578.00	5857.00	
B-LX217-32	Beta wedge corner	10	15	135	2491.00	2373.00	2491.00	
B-LX217-39	Beta wedge corner	10	15	135	2491.00	2373.00	2491.00	
D-LX217-32	Delicato wedge corner	10	15	135	2764.00	2632.00	2764.00	
D-LX217-39	Delicato wedge corner	10	15	135	2764.00	2632.00	2764.00	
R-LX217-32	Ronda wedge corner	10	15	135	2764.00	2632.00	2764.00	
R-LX217-39	Ronda wedge corner	10	15	135	2764.00	2632.00	2764.00	
B-LX223-32	Beta ADA	10	30	190	2356.00	2243.00	2356.00	
D-LX223-32	Delicato ADA	10	30	190	2740.00	2610.00	2740.00	
R-LX223-32	Ronda ADA	10	30	190	2740.00	2610.00	2740.00	
	Note: 39" h not available							
B-LX212-39	Beta closed cupboard with drawer	10	30	270	2948.00	2804.00	2948.00	
D-LX212-39	Delicato closed cupboard with drawer	10	30	270	3239.00	3085.00	3239.00	
R-LX212-39	Ronda closed cupboard with drawer	10	30	270	3239.00	3085.00	3239.00	
	Note: 32" h not available							
B-LX213-39	Beta hard drive and drawer	10	30	270	5662.00	5392.00	5662.00	
D-LX213-39	Delicato hard drive and drawer	10	30	270	6227.00	5931.00	6227.00	
R-LX213-39	Ronda hard drive and drawer	10	30	270	6725.00	6405.00	6725.00	
	Note: 32" h not available							
B-LX214-32	Beta hard drive and open shelf	10	30	260	3085.00	2804.00	3085.00	
B-LX214-39	Beta hard drive and open shelf	10	30	260	3085.00	2804.00	3085.00	
D-LX214-32	Delicato hard drive and open shelf	10	30	260	3239.00	3085.00	3239.00	
D-LX214-39	Delicato hard drive and open shelf	10	30	260	3239.00	3085.00	3239.00	
R-LX214-32	Ronda hard drive and open shelf	10	30	260	3239.00	3085.00	3239.00	
R-LX214-39	Ronda hard drive and open shelf	10	30	260	3239.00	3085.00	3239.00	
B-LX215-32	Beta drawer and cupboard	10	30	270	4910.00	4673.00	4910.00	
B-LX215-39	Beta drawer and cupboard	10	30	270	4910.00	4673.00	4910.00	
D-LX215-32	Delicato drawer and cupboard	10	30	270	5399.00	5140.00	5399.00	

# Linx Desk System


Product #	Description	Pk%	Cf	Lbs	Birch	Oak	Maple	Misc.
D-LX215-39	Delicato drawer and cupboard	10	30	270	5399.00	5140.00	5399.00	
R-LX215-32	Ronda drawer and cupboard	10	30	270	5399.00	5140.00	5399.00	
R-LX215-39	Ronda drawer and cupboard	10	30	270	5399.00	5140.00	5399.00	
B-LX216-32	Beta shelf and drawer	10	30	270	4812.00	4580.00	4812.00	
B-LX216-39	Beta shelf and drawer	10	30	270	4812.00	4580.00	4812.00	
D-LX216-32	Delicato shelf and drawer	10	30	270	5291.00	5036.00	5291.00	
D-LX216-39	Delicato shelf and drawer	10	30	270	5291.00	5036.00	5291.00	
R-LX216-32	Ronda shelf and drawer	10	30	270	5291.00	5036.00	5291.00	
R-LX216-39	Ronda shelf and drawer	10	30	270	5291.00	5036.00	5291.00	
B-LX218-32	Beta curved corner desk	10	50	320	7285.00	6873.00	7285.00	
B-LX218-39	Beta curved corner desk	10	50	320	7285.00	6873.00	7285.00	
D-LX218-32	Delicato curved corner desk	10	30	320	7648.00	7216.00	7648.00	
D-LX218-39	Delicato curved corner desk	10	30	320	7648.00	7216.00	7648.00	
R-LX218-32	Ronda curved corner desk	10	30	320	7648.00	7216.00	7648.00	
R-LX218-39	Ronda curved corner desk	10	30	320	7648.00	7216.00	7648.00	
B-LX218S-32	Beta curved corner w/ sur	10	70	500	7375.00	7022.00	7375.00	
B-LX218S-39	Beta curved corner w/ sur	10	70	500	7375.00	7022.00	7375.00	
D-LX218S-32	Delicato curved corner desk w/ sur	10	70	500	8108.00	7724.00	8108.00	
D-LX218S-39	Delicato curved corner desk w/ sur	10	70	500	8108.00	7724.00	8108.00	
R-LX218S-32	Ronda curved corner desk w/ sur	10	70	500	8108.00	7724.00	8108.00	
R-LX218S-39	Ronda curved corner desk w/ sur	10	70	500	8108.00	7724.00	8108.00	
B-LX225	Beta curved corner desk patron ledge	10	7	70	2084.00	1985.00	2084.00	
D-LX225	Delicato curved corner desk patron ledge	10	7	70	2292.00	2183.00	2292.00	
R-LX225	Ronda curver corner desk patron ledge	10	7	70	2292.00	2183.00	2292.00	
B-LX22036	Beta 36" w patron ledge	10	3	30	530.00	504.00	530.00	
D-LX22036	Delicato 36" w patron ledge	10	3	30	665.00	633.00	665.00	
R-LX22036	Ronda 36" w patron ledge	10	3	30	665.00	633.00	665.00	
B-LX22048	Beta 48" w patron ledge	10	4	40	651.00	619.00	651.00	
D-LX22048	Delicato 48"w patron ledge	10	4	40	786.00	748.00	786.00	
R-LX22048	Ronda 48" w patron ledge	10	4	40	786.00	748.00	786.00	
B-LX22060	Beta 60" w patron ledge	10	5	50	771.00	734.00	771.00	
D-LX22060	Delicato 60" w patron ledge	10	5	50	907.00	863.00	907.00	
R-LX22060	Ronda 60" w patron ledge	10	5	50	907.00	863.00	907.00	
B-LX22072	Beta 72" w patron ledge	10	6	60	893.00	849.00	893.00	
D-LX22072	Delicato 72" w patron ledge	10	6	60	1027.00	978.00	1027.00	
R-LX22072	Ronda 72" w patron ledge	10	6	60	1027.00	978.00	1027.00	
B-LX220S	Beta square patron ledge	10	4	40	847.00	806.00	847.00	
D-LX220S	Delicato square patron ledge	10	4	40	981.00	935.00	981.00	
R-LX220S	Ronda square patron ledge	10	4	40	981.00	935.00	981.00	
B-LX220C	Beta curved patron ledge	10	4	40	998.00	950.00	998.00	
D-LX220C	Delicato curved patron ledge	10	4	40	1134.00	1079.00	1134.00	

# Linx Desk System

---

<b>Product #</b>	<b>Description</b>	<b>Pk%</b>	<b>Cf</b>	<b>Lbs</b>	<b>Birch</b>	<b>Oak</b>	<b>Maple</b>	<b>Misc.</b>
R-LX220C	Ronda curved patron ledge	10	4	40	1134.00	1079.00	1134.00	
B-LX220CD	Beta corner desk patron ledge	10	7	70	1782.00	1698.00	1782.00	
D-LX220CD	Delicato corner desk patron ledge	10	7	70	2054.00	1956.00	2054.00	
R-LX220CD	Ronda corner desk patron ledge	10	7	70	2054.00	1956.00	2054.00	
B-LX222-32	Beta end panel	10	30	50	482.00	459.00	482.00	
B-LX222-39	Beta end panel	10	30	50	482.00	459.00	482.00	
D-LX222-32	Delicato end panel	10	30	50	482.00	459.00	482.00	
D-LX222-39	Delicato end panel	10	30	50	482.00	459.00	482.00	
R-LX222-32	Ronda end panel	10	30	50	482.00	459.00	482.00	
R-LX222-39	Ronda end panel	10	30	50	482.00	459.00	482.00	

# Gemini Desk System



## Gemini Desks

-End Panels and Mid Panels must be ordered separately with Gemini desk system.  
-A layout of the desk must be submitted with your order.

Product #	Description	Pk%	Cf	Lbs	Birch	Oak	Maple	Misc.
B-GS200-32	Beta open shelf	10	30	235	1351.00	1286.00	1351.00	
B-GS200-39	Beta open shelf	10	30	235	1351.00	1286.00	1351.00	
R-GS200-32	Ronda open shelf	10	30	235	1622.00	1545.00	1622.00	
R-GS200-39	Ronda open shelf	10	30	235	1622.00	1545.00	1622.00	
B-GS201-32	Beta cupboard	10	30	260	1845.00	1758.00	1845.00	
B-GS201-39	Beta cupboard	10	30	260	1845.00	1758.00	1845.00	
R-GS201-32	Ronda cupboard	10	30	260	2117.00	2016.00	2117.00	
R-GS201-39	Ronda cupboard	10	30	260	2117.00	2016.00	2117.00	
B-GS202T-32	Beta closed corner	10	25	160	1696.00	1571.00	1696.00	
B-GS202T-39	Beta closed corner	10	25	160	1696.00	1571.00	1696.00	
R-GS202T-32	Ronda closed corner	10	25	160	1982.00	1844.00	1982.00	
R-GS202T-39	Ronda closed corner	10	25	160	1982.00	1844.00	1982.00	
B-GS202C-32	Beta curved corner	10	25	160	1696.00	1571.00	1696.00	
B-GS202C-39	Beta curved corner	10	25	160	1696.00	1571.00	1696.00	
R-GS202C-32	Ronda curved corner	10	25	160	1982.00	1844.00	1982.00	
R-GS202C-39	Ronda curved corner	10	25	160	1982.00	1844.00	1982.00	
B-GS202S-32	Beta square corner	10	25	160	1696.00	1571.00	1696.00	
B-GS202S-39	Beta square corner	10	25	160	1696.00	1571.00	1696.00	
R-GS202S-32	Ronda square corner	10	25	160	1982.00	1844.00	1982.00	
R-GS202S-39	Ronda square corner	10	25	160	1982.00	1844.00	1982.00	
B-GS203-32	Beta cash/pencil drawer	10	30	210	2436.00	2320.00	2436.00	
B-GS203-39	Beta cash/pencil drawer	10	30	210	2436.00	2320.00	2436.00	
R-GS203-32	Ronda cash/pencil drawer	10	30	210	2708.00	2579.00	2708.00	
R-GS203-39	Ronda cash/pencil drawer	10	30	210	2708.00	2579.00	2708.00	
B-GS204-32	Beta open corner	10	25	160	1696.00	1571.00	1696.00	
B-GS204-39	Beta open corner	10	25	160	1696.00	1571.00	1696.00	
R-GS204-32	Ronda open corner	10	25	160	1982.00	1844.00	1982.00	
R-GS204-39	Ronda open corner	10	25	160	1982.00	1844.00	1982.00	
B-GS205-32	Beta discharge	10	30	230	2033.00	1891.00	2033.00	
B-GS205-39	Beta discharge	10	30	230	2033.00	1891.00	2033.00	
R-GS205-32	Ronda discharge	10	30	230	2344.00	2189.00	2344.00	
R-GS205-39	Ronda discharge	10	30	230	2344.00	2189.00	2344.00	

# Gemini Desk System

Product #	Description	Pk%	Cf	Lbs	Birch	Oak	Maple	Misc.
B-GS206-32	Beta single drawer	10	30	220	2286.00	2176.00	2286.00	
B-GS206-39	Beta single drawer	10	30	220	2286.00	2176.00	2286.00	
R-GS206-32	Ronda single drawer	10	30	220	2557.00	2435.00	2557.00	
R-GS206-39	Ronda single drawer	10	30	220	2557.00	2435.00	2557.00	
B-GS207-32	Beta drawer shelf	10	30	250	1786.00	1701.00	1786.00	
B-GS207-39	Beta drawer shelf	10	30	250	1786.00	1701.00	1786.00	
R-GS207-32	Ronda drawer shelf	10	30	250	2058.00	1960.00	2058.00	
R-GS207-39	Ronda drawer shelf	10	30	250	2058.00	1960.00	2058.00	
B-GS208-32	Beta book return	10	30	185	1078.00	1026.00	1078.00	
B-GS208-39	Beta book return	10	30	185	1078.00	1026.00	1078.00	
R-GS208-32	Ronda book return	10	30	185	1349.00	1285.00	1349.00	
R-GS208-39	Ronda book return	10	30	185	1349.00	1285.00	1349.00	
B-GS20936-32	Beta 36" desk w/ pl	10	30	200	1491.00	1376.00	1491.00	
B-GS20936-39	Beta 36" desk w/ pl	10	30	200	1491.00	1376.00	1491.00	
R-GS20936-32	Ronda 36" desk w/ pl	10	30	200	1775.00	1647.00	1775.00	
R-GS20936-39	Ronda 36" desk w/ pl	10	30	200	1775.00	1647.00	1775.00	
B-GS20948-32	Beta 48" desk w/ pl	10	40	250	1854.00	1723.00	1854.00	
B-GS20948-39	Beta 48" desk w/ pl	10	40	250	1854.00	1723.00	1854.00	
R-GS20948-32	Ronda 48" desk w/ pl	10	40	250	2140.00	1993.00	2140.00	
R-GS20948-39	Ronda 48" desk w/ pl	10	40	250	2140.00	1993.00	2140.00	
B-GS20960-32	Beta 60" desk w/ pl	10	50	320	2219.00	2069.00	2219.00	
B-GS20960-39	Beta 60" desk w/ pl	10	50	320	2219.00	2069.00	2219.00	
R-GS20960-32	Ronda 60" desk w/ pl	10	50	320	2504.00	2342.00	2504.00	
R-GS20960-39	Ronda 60" desk w/ pl	10	50	320	2504.00	2342.00	2504.00	
B-GS20972-32	Beta 72" desk w/ pl	10	60	390	2600.00	2432.00	2600.00	
B-GS20972-39	Beta 72" desk w/ pl	10	60	390	2600.00	2432.00	2600.00	
R-GS20972-32	Ronda 72" desk w/ pl	10	60	390	2885.00	2703.00	2885.00	
R-GS20972-39	Ronda 72" desk w/ pl	10	60	390	2885.00	2703.00	2885.00	
B-GS209CD-32	Beta corner desk w/ sur	10	70	500	5713.00	5440.00	5713.00	
B-GS209CD-39	Beta corner desk w/ sur	10	70	500	5713.00	5440.00	5713.00	
R-GS209CD-32	Ronda corner desk w/ sur	10	70	500	5769.00	5406.00	5769.00	
R-GS209CD-39	Ronda corner desk w/ sur	10	70	500	5769.00	5406.00	5769.00	
B-GS21936-32	Beta 36" desk	10	30	200	1003.00	955.00	1003.00	
B-GS21936-39	Beta 36" desk	10	30	200	1003.00	955.00	1003.00	
R-GS21936-32	Ronda 36" desk	10	30	200	1275.00	1215.00	1275.00	
R-GS21936-39	Ronda 36" desk	10	30	200	1275.00	1215.00	1275.00	
B-GS21948-32	Beta 48" desk	10	40	250	1516.00	1445.00	1516.00	
B-GS21948-39	Beta 48" desk	10	40	250	1516.00	1445.00	1516.00	
R-GS21948-32	Ronda 48" desk	10	40	250	1788.00	1703.00	1788.00	
R-GS21948-39	Ronda 48" desk	10	40	250	1788.00	1703.00	1788.00	
B-GS21960-32	Beta 60" desk	10	50	320	2029.00	1933.00	2029.00	

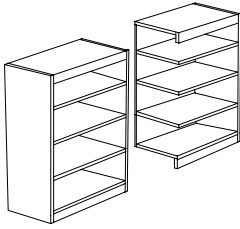
# Gemini Desk System

Product #	Description	Pk%	Cf	Lbs	Birch	Oak	Maple	Misc.
B-GS21960-39	Beta 60" desk	10	50	320	2029.00	1933.00	2029.00	
R-GS21960-32	Ronda 60" desk	10	50	320	2301.00	2192.00	2301.00	
R-GS21960-39	Ronda 60" desk	10	50	320	2301.00	2192.00	2301.00	
B-GS21972-32	Beta 72" desk	10	60	390	2721.00	2591.00	2721.00	
B-GS21972-39	Beta 72" desk	10	60	390	2721.00	2591.00	2721.00	
R-GS21972-32	Ronda 72" desk	10	60	390	2993.00	2850.00	2993.00	
R-GS21972-39	Ronda 72" desk	10	60	390	2993.00	2850.00	2993.00	
B-GS219CD-32	Beta corner desk	10	70	500	5197.00	4863.00	5197.00	
B-GS219CD-39	Beta corner desk	10	70	500	5197.00	4863.00	5197.00	
R-GS219CD-32	Ronda corner desk	10	70	500	5984.00	5700.00	5984.00	
R-GS219CD-39	Ronda corner desk	10	70	500	5984.00	5700.00	5984.00	
B-GS212-39	Beta cupboard drawer	10	30	270	2174.00	2071.00	2174.00	
R-GS212-39	Ronda cupboard drawer Note: 32" h not available	10	30	270	2447.00	2330.00	2447.00	
B-GS213-39	Beta computer drawer	10	30	270	4356.00	4149.00	4356.00	
R-GS213-39	Ronda computer drawer Note: 32" h not available	10	30	270	4627.00	4407.00	4627.00	
B-GS214-32	Beta hard drive and open shelf	10	30	260	2102.00	2000.00	2102.00	
B-GS214-39	Beta hard drive and open shelf	10	30	260	2102.00	2000.00	2102.00	
R-GS214-32	Ronda hard drive and open shelf	10	30	260	2373.00	2259.00	2373.00	
R-GS214-39	Ronda hard drive and open shelf	10	30	260	2373.00	2259.00	2373.00	
B-GS215-32	Beta drawer and cupboard	10	30	270	3242.00	3089.00	3242.00	
B-GS215-39	Beta drawer and cupboard	10	30	270	3242.00	3089.00	3242.00	
R-GS215-32	Ronda drawer and cupboard	10	30	270	3515.00	3347.00	3515.00	
R-GS215-39	Ronda drawer and cupboard	10	30	270	3515.00	3347.00	3515.00	
B-GS216-32	Beta shelf and drawer	10	30	260	3191.00	3039.00	3191.00	
B-GS216-39	Beta shelf and drawer	10	30	260	3191.00	3039.00	3191.00	
R-GS216-32	Ronda shelf and drawer	10	30	260	3462.00	3298.00	3462.00	
R-GS216-39	Ronda shelf and drawer	10	30	260	3462.00	3298.00	3462.00	
B-GS218-32	Beta curved corner desk	10	50	320	5669.00	5348.00	5669.00	
B-GS218-39	Beta curved corner desk	10	50	320	5669.00	5348.00	5669.00	
R-GS218-32	Ronda curved corner desk	10	70	500	6303.00	5946.00	6303.00	
R-GS218-39	Ronda curved corner desk	10	70	500	6303.00	5946.00	6303.00	
B-GS218S-32	Beta curved corner desk w/ sur	10	70	500	6283.00	5984.00	6283.00	
B-GS218S-39	Beta curved corner desk w/ sur	10	70	500	6283.00	5984.00	6283.00	
R-GS218S-32	Ronda curved corner desk w/ sur	10	70	500	6500.00	6191.00	6500.00	
R-GS218S-39	Ronda curved corner desk w/ sur	10	70	500	6500.00	6191.00	6500.00	
B-GS223-32	Beta ADA	10	30	200	1785.00	1700.00	1785.00	
R-GS223-32	Ronda ADA Note: 39" h not available	10	70	500	1964.00	1870.00	1964.00	

# Gemini Desk System

Product #	Description	Pk%	Cf	Lbs	Birch	Oak	Maple	Misc.
B-GS225	Beta curved corner patron ledge	10	70	500	2084.00	1985.00	2084.00	
R-GS225	Ronda curved corner desk patron ledge	10	70	500	2292.00	2183.00	2292.00	
B-GS22036	Beta 36" w patron ledge	10	3	30	530.00	504.00	530.00	
R-GS22036	Ronda 36" w patron ledge	10	3	30	665.00	633.00	665.00	
B-GS22048	Beta 48" w patron ledge	10	4	40	651.00	619.00	651.00	
R-GS22048	Ronda 48" w patron ledge	10	4	40	786.00	748.00	786.00	
B-GS22060	Beta 60" w patron ledge	10	5	50	771.00	734.00	771.00	
R-GS22060	Ronda 60" w patron ledge	10	5	50	907.00	863.00	907.00	
B-GS22072	Beta 72" w patron ledge	10	6	60	893.00	849.00	893.00	
R-GS22072	Ronda 72" w patron ledge	10	6	60	1027.00	978.00	1027.00	
B-GS220S	Beta square patron ledge	10	4	40	847.00	806.00	847.00	
R-GS220S	Ronda square patron ledge	10	4	40	981.00	935.00	981.00	
B-GS220C	Beta curved patron ledge	10	4	40	998.00	950.00	998.00	
R-GS220C	Ronda curved patron ledge	10	4	40	1134.00	1079.00	1134.00	
B-GS220CD	Beta corner desk patron ledge	10	7	70	1782.00	1698.00	1782.00	
R-GS220CD	Ronda corner desk patron ledge	10	7	70	2054.00	1956.00	2054.00	
GS-EP-32	Circulation desk end panel	10	1	50	482.00	459.00	482.00	
GS-EP-39	Circulation desk end panel	10	1	50	482.00	459.00	482.00	
GS-MP-32	Circulation desk mid panel	10	1	50	585.00	553.00	585.00	
GS-MP-39	Circulation desk mid panel	10	1	50	585.00	553.00	585.00	

# Shelving



## Durecon Wood \*

Note: Printed backs for natural finish are already included in price. For stain finish please add veneer back upcharge to cost of units See shelving options for pricing.

Product #	Description	Pk%	Cf	Lbs	Birch	Oak	Maple	Misc.
W-3010-S	S/f starter 30" h, 10" d, 2 EO, window shelving				710.00	671.00	710.00	
W-3010-A	S/f add-on 30" h, 10" d, 2 EO, window shelving				507.00	477.00	507.00	
W-3012-S	S/f starter 30" h, 12" d, 2 EO, window shelving				738.00	696.00	738.00	
W-3012-A	S/f add-on 30" h, 12" d, 2 EO, window shelving				541.00	510.00	541.00	
W-3610-S	S/f starter 36" h, 10" d, 2 EO	6	4	51	679.00	647.00	679.00	
W-3610-A	S/f add-on 36" h, 10" d, 2 EO	6	4	46	461.00	440.00	461.00	
W-3612-S	S/f starter 36" h, 12" d, 2 EO	6	5	51	710.00	677.00	710.00	
W-3612-A	S/f add-on 36" h, 12" d, 2 EO	6	5	47	480.00	457.00	480.00	
W-3614-S	S/f starter 36" h, 14" d, 2 EO	6	6	75	803.00	764.00	803.00	
W-3614-A	S/f add-on 36" h, 14" d, 2 EO	6	6	63	555.00	527.00	555.00	
W-4210-S	S/f starter 42"h, 10"d , 3 EO	6	5	53	741.00	707.00	741.00	
W-4210-A	S/f add-on 42"h, 10"d, 3 EO	6	5	60	526.00	502.00	526.00	
W-4212-S	S/f starter, 42"h, 12"d, 3 EO	6	5	55	774.00	739.00	774.00	
W-4212-A	S/f add-on, 42"h, 12"d, 3 EO	6	5	52	544.00	518.00	544.00	
W-4214-S	S/f add-on 42"h, 14" d, 3 EO	6	6	79	889.00	847.00	889.00	
W-4214-A	S/f add-on 42"h, 14"d, 3 EO	6	6	68	641.00	610.00	641.00	
W-4810-S	S/f starter 48" h, 10" d, 3 EO	6	5	75	785.00	741.00	785.00	
W-4810-A	S/f add-on 48" h, 10" d, 3 EO	6	5	66	558.00	526.00	558.00	
W-4812-S	S/f starter 48" h, 12" d, 3 EO	6	6	83	797.00	760.00	797.00	
W-4812-A	S/f add-on 48" h, 12" d, 3 EO	6	6	71	559.00	533.00	559.00	
W-4814-S	S/f starter 48" h, 14" d, 3 EO	6	7	110	915.00	872.00	915.00	
W-4814-A	S/f add-on 48" h, 14" d, 3 EO	6	7	92	659.00	627.00	659.00	
W-6010-S	S/f starter 60" h, 10" d, 4 EO	6	6	100	806.00	768.00	806.00	
W-6010-A	S/f add-on 60" h, 10" d, 4 EO	6	6	86	587.00	559.00	587.00	
W-6012-S	S/f starter 60" h, 12" d, 4 EO	6	8	120	837.00	796.00	837.00	
W-6012-A	S/f add-on 60" h, 12" d, 4 EO	6	7	95	610.00	582.00	610.00	
W-6014-S	S/f starter 60" h, 14" d, 4 EO	6	9	140	975.00	930.00	975.00	
W-6014-A	S/f add-on 60" h, 14" d, 4 EO	6	8	120	727.00	693.00	727.00	
W-7210-S	S/f starter 72" h, 10" d, 5 EO	6	7	115	868.00	827.00	868.00	
W-7210-A	S/f add-on 72" h, 10" d, 5 EO	6	7	97	645.00	615.00	645.00	
W-7212-S	S/f starter 72" h, 12" d, 5 EO	6	8	130	907.00	863.00	907.00	
W-7212-A	S/f add-on 72" h, 12" d, 5 EO	6	8	110	677.00	643.00	677.00	
W-7214-S	S/f starter 72" h, 14" d, 5 EO	6	10	160	1045.00	994.00	1045.00	
W-7214-A	S/f add-on 72" h, 14" d, 5 EO	6	9	130	803.00	764.00	803.00	
W-8210-S	S/f starter 82" h, 10" d, 6 EO	6	8	130	930.00	885.00	930.00	
W-8210-A	S/f add-on 82" h, 10" d, 6 EO	6	7	110	710.00	677.00	710.00	
W-8212-S	S/f starter 82" h, 12" d, 6 EO	6	9	140	970.00	924.00	970.00	
W-8212-A	S/f add-on 82" h, 12" d, 6 EO	6	8	120	741.00	707.00	741.00	
W-8214-S	S/f starter 82" h, 14" d, 6 EO	6	11	170	1095.00	1044.00	1095.00	
W-8214-A	S/f add-on 82" h 14" d, 6 EO	6	10	140	893.00	850.00	893.00	
W-9610-S	S/f starter 96" h, 10" d, 7 EO	6	9	160	987.00	940.00	987.00	

# Shelving

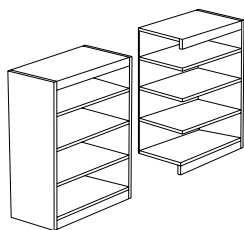
Product #	Description	Pk%	Cf	Lbs	Birch	Oak	Maple	Misc.
W-9610-A	S/f add-on 96" h, 10" d, 7 EO	6	8	130	768.00	732.00	768.00	
W-9612-S	S/f starter 96" h, 12" d, 7 EO	6	10	180	1038.00	988.00	1038.00	
W-9612-A	S/f add-on 96" h, 12" d, 7 EO	6	9	140	806.00	768.00	806.00	
W-9614-S	S/f starter 96" h, 14" d, 7 EO	6	12	210	1224.00	1165.00	1224.00	
W-9614-A	S/f add-on 96" h, 14" d, 7 EO	6	11	170	957.00	911.00	957.00	
W-3620-S	D/f starter 36" h, 20" d, 4 EO	6	7	89	1229.00	1171.00	1229.00	
W-3620-A	D/f add-on 36" h, 20" d, 4 EO	6	6	74	849.00	809.00	849.00	
W-3624-S	D/f starter 36" h, 24" d, 4 EO	6	10	110	1256.00	1195.00	1256.00	
W-3624-A	D/f add-on 36" h, 24" d, 4 EO	6	9	89	861.00	820.00	861.00	
W-3628-S	D/f starter 36" h, 28" d, 4 EO	6	11	130	1468.00	1399.00	1468.00	
W-3628-A	D/f add-on 36" h, 28" d, 4 EO	6	10	100	1036.00	987.00	1036.00	
W-4220-S	D/f starter, 42"h, 20"d, 4 EO	6	7	94	1355.00	1291.00	1355.00	
W-4220-A	D/f add-on 42"h, 20"d, 4 EO	6	7	78	975.00	930.00	975.00	
W-4224-S	D/f starter 42"h, 24"d, 4 EO	6	10	115	1390.00	1322.00	1390.00	
W-4224-A	D/f add-on 42"h, 24"d, 4 EO	6	10	113	994.00	947.00	994.00	
W-4228-S	D/f starter 42"h, 28"d, 4 EO	6	13	183	1644.00	1567.00	1644.00	
W-4228-A	D/f starter 42"h, 28"d, 4 EO	6	13	109	1213.00	1154.00	1213.00	
W-4820-S	D/f starter 48" h, 20" d, 6 EO	6	9	130	1408.00	1341.00	1408.00	
W-4820-A	D/f add-on 48" h, 20" d, 6 EO	6	8	110	1015.00	967.00	1015.00	
W-4824-S	D/f starter 48" h, 24" d, 6 EO	6	11	160	1443.00	1375.00	1443.00	
W-4824-A	D/f add-on 48" h, 24" d 6 EO	6	10	130	1033.00	984.00	1033.00	
W-4828-S	D/f starter 48" h, 28" d, 6 EO	6	13	180	1711.00	1629.00	1711.00	
W-4828-A	D/f add-on 48" h, 28" d, 6 EO	6	12	140	1260.00	1200.00	1260.00	
W-6020-S	D/f starter 60" h, 20" d, 8 EO	6	11	180	1464.00	1395.00	1464.00	
W-6020-A	D/f add-on 60" h, 20" d, 8 EO	6	10	140	1070.00	1021.00	1070.00	
W-6024-S	D/f starter 60" h, 24" d, 8 EO	6	12	200	1498.00	1427.00	1498.00	
W-6024-A	D/f add-on 60" h, 24" d, 8 EO	6	11	160	1103.00	1052.00	1103.00	
W-6028-S	D/f starter 60" h, 28" d, 8 EO	6	13	220	1795.00	1709.00	1795.00	
W-6028-A	D/f add-on 60" h, 28" d, 8 EO	6	12	184	1349.00	1286.00	1349.00	
W-7220-S	D/f starter 72" h, 20" d, 10 EO	6	12	200	1591.00	1515.00	1591.00	
W-7220-A	D/f add-on 72" h, 20" d, 10 EO	6	11	160	1193.00	1136.00	1193.00	
W-7224-S	D/f starter 72" h, 24" d, 10 EO	6	13	230	1627.00	1550.00	1627.00	
W-7224-A	D/f add-on 72" h, 24" d, 10 EO	6	12	190	1229.00	1171.00	1229.00	
W-7228-S	D/f starter 72" h, 28" d, 10 EO	6	14	260	1937.00	1847.00	1937.00	
W-7228-A	D/f add-on 72" h, 28" d, 10 EO	6	13	207	1498.00	1427.00	1498.00	
W-8220-S	D/f starter 82" h, 20" d, 12 EO	6	12	220	1707.00	1627.00	1707.00	
W-8220-A	D/f add-on 82" h, 20" d, 12 EO	6	11	184	1314.00	1251.00	1314.00	
W-8224-S	D/f starter 82" h, 24" d, 12 EO	6	14	260	1753.00	1670.00	1753.00	
W-8224-A	D/f add-on 82" h, 24" d, 12 EO	6	12	207	1364.00	1299.00	1364.00	
W-8228-S	D/f starter 82" h, 28" d, 12 EO	6	16	290	2278.00	2169.00	2278.00	
W-8228-A	D/f add-on 82" h, 28" d, 12 EO	6	14	230	1737.00	1655.00	1737.00	
W-9620-S	D/f starter 96" h, 20" d, 14 EO	6	13	276	1831.00	1744.00	1831.00	
W-9620-A	D/f add-on 96" h, 20" d, 14 EO	6	12	220	1437.00	1368.00	1437.00	
W-9624-S	D/f starter 96" h, 24" d, 14 EO	6	15	320	1884.00	1795.00	1884.00	
W-9624-A	D/f add-on 96" h, 24" d, 14 EO	6	13	250	1493.00	1422.00	1493.00	
W-9628-S	D/f starter 96" h, 28" d, 14 EO	6	17	350	2420.00	2305.00	2420.00	
W-9628-A	D/f add-on 96" h, 28" d, 14 EO	6	15	270	1889.00	1799.00	1889.00	
W-3612-S-M	S/f starter 36" h, magazine, 2 EO	6	6	81	963.00	917.00	963.00	
W-3612-A-M	S/f add-on 36" h, magazine, 2 EO	6	6	77	733.00	697.00	733.00	
W-4212-S-M	S/f starter 42"h, magazine, 2 EO	6	7	83	1154.00	1100.00	1154.00	

# Shelving

Product #	Description	Pk%	Cf	Lbs	Birch	Oak	Maple	Misc.
W-4212-A-M	S/f add-on 42"h, magazine, 2 EO	6	7	80	924.00	883.00	924.00	
W-4812-S-M	S/f starter 48" h, magazine, 3 EO	6	7	130	1154.00	1100.00	1154.00	
W-4812-A-M	S/f add-on 48" h, magazine, 3 EO	6	7	120	924.00	883.00	924.00	
W-6012-S-M	S/f starter 60" h, magazine, 4 EO	6	10	180	1341.00	1276.00	1341.00	
W-6012-A-M	S/f add-on 60" h, magazine, 4 EO	6	9	160	1114.00	1061.00	1114.00	
W-7212-S-M	S/f starter 72" h, magazine, 5 EO	6	11	210	1537.00	1464.00	1537.00	
W-7212-A-M	S/f add-on 72" h, magazine, 5 EO	6	10	184	1307.00	1245.00	1307.00	
W-3624-S-M	D/f starter 36" h, magazine, 4 EO	6	12	170	1758.00	1675.00	1758.00	
W-3624-A-M	D/f add-on 36" h, magazine, 4 EO	6	11	150	1366.00	1300.00	1366.00	
W-4224-S-M	S/f starter 42"h, magazine, 4 EO	6	13	180	2144.00	2043.00	2144.00	
W-4224-A-M	S/f add-on 42"h, magazine, 4 EO	6	12	158	1751.00	1667.00	1751.00	
W-4824-S-M	D/f starter 48" h, magazine, 6 EO	6	14	240	2144.00	2043.00	2144.00	
W-4824-A-M	D/f add-on 48" h, magazine, 6 EO	6	13	220	1751.00	1667.00	1751.00	
W-6024-S-M	D/f starter 60" h, magazine, 8 EO	6	16	320	2506.00	2388.00	2506.00	
W-6024-A-M	D/f add-on 60" h, magazine, 8 EO	6	15	280	2113.00	2012.00	2113.00	
W-7224-S-M	D/f starter 72" h magazine, 10 EO	6	18	380	2887.00	2749.00	2887.00	
W-7224-A-M	D/f add-on 72" h, magazine, 10 EO	6	17	340	2489.00	2370.00	2489.00	
W-3612-S-P	S/f starter 36" h picture book, 2 EO	6	5	53	1065.00	1015.00	1065.00	
W-3612-A-P	S/f add-on 36" h picture book, 2 EO	6	5	49	835.00	794.00	835.00	
W-4212-S-P	S/f starter 42"h, picturebook, 2 EO	6	6	58	1275.00	1215.00	1275.00	
W-4212-A-P	S/f add-on 42"h, picturebook, 2 EO	6	6	56	1045.00	994.00	1045.00	
W-4812-S-P	S/f starter 48" h picture book, 3 EO	6	6	86	1275.00	1215.00	1275.00	
W-4812-A-P	S/f add-on 48" h picture book, 3 EO	6	6	75	1045.00	994.00	1045.00	
W-3624-S-P	D/f starter 36" h picture book, 4 EO	6	10	115	1965.00	1872.00	1965.00	
W-3624-A-P	D/f add-on 36" h picture book, 4 EO	6	9	93	1571.00	1496.00	1571.00	
W-4224-S-P	S/f starter 42"h, picturebook, 4 EO	6	11	125	2384.00	2271.00	2384.00	
W-4224-A-P	S/f add-on 42"h, picturebook, 4 EO	6	10	98	1989.00	1896.00	1989.00	
W-4824-S-P	D/f starter 48" h picture book, 6 EO	6	11	160	2384.00	2271.00	2384.00	
W-4824-A-P	D/f add-on 48" h picture book, 6 EO	6	10	130	1989.00	1896.00	1989.00	

# Shelving

**Product # Description Pk% Cf Lbs Birch Oak Maple Misc.**



## Durecon Metal \*

Note: Printed backs for natural finish are already included in price. For stain finish please add veneer back upcharge to cost of units See shelving options for pricing.

Standard paint selection from Palmieri chart -no charge

Standard paint selection from Protech chart -add \$500 net per color

Standard paint selection from Tiger Drylic chart -add \$500 net per color

Custom color matches on quotation basis

Product #	Description	Pk%	Cf	Lbs	Birch	Oak	Maple	Misc.
M-3010-S	S/f starter 30" h, 10" d, 2 EO, window shelving				671.00	633.00	671.00	
M-3010-A	S/f add-on 30" h, 10" d, 2 EO, window shelving				416.00	393.00	416.00	
M-3012-S	S/f starter 30" h, 12" d, 2 EO, window shelving				653.00	616.00	653.00	
M-3012-A	S/f add-on 30" h, 12" d, 2 EO, window shelving				426.00	402.00	426.00	
M-3610-S	S/f starter 36" h, 10" d, 2 EO	6	4	51	654.00	612.00	654.00	
M-3610-A	S/f add-on 36" h, 10" d, 2 EO	6	4	46	435.00	405.00	435.00	
M-3612-S	S/f starter 36" h, 12" d, 2 EO	6	5	51	682.00	635.00	682.00	
M-3612-A	S/f add-on 36" h, 12" d, 2 EO	6	5	47	452.00	415.00	452.00	
M-4210-S	S/f starter 42"h, 10"d, 3 EO	6	5	55	702.00	654.00	702.00	
M-4210-A	S/f add-on 42"h, 10"d, 3 EO	6	5	51	487.00	448.00	487.00	
M-4212-S	S/f starter 42"h, 12"d, 3 EO	6	6	55	733.00	677.00	733.00	
M-4212-A	S/f add-on 42"h, 12"d, 3 EO	6	6	51	504.00	457.00	504.00	
M-4810-S	S/f starter 48" h, 10" d, 3 EO	6	5	75	720.00	679.00	720.00	
M-4810-A	S/f add-on 48" h, 10" d, 3 EO	6	5	66	497.00	470.00	497.00	
M-4812-S	S/f starter 48" h, 12" d, 3 EO	6	6	83	746.00	703.00	746.00	
M-4812-A	S/f add-on 48" h, 12" d, 3 EO	6	6	71	507.00	478.00	507.00	
M-6010-S	S/f starter 60" h, 10" d, 4 EO	6	6	100	756.00	697.00	756.00	
M-6010-A	S/f add-on 60" h, 10" d, 4 EO	6	6	86	538.00	488.00	538.00	
M-6012-S	S/f starter 60" h, 12" d, 4 EO	6	8	120	779.00	712.00	779.00	
M-6012-A	S/f add-on 60" h, 12" d, 4 EO	6	7	95	553.00	500.00	553.00	
M-7210-S	S/f starter 72" h, 10" d, 5 EO	6	7	115	804.00	739.00	804.00	
M-7210-A	S/f add-on 72" h, 10" d, 5 EO	6	7	97	584.00	527.00	584.00	
M-7212-S	S/f starter 72" h, 12" d, 5 EO	6	8	130	833.00	760.00	833.00	
M-7212-A	S/f add-on 72" h, 12" d, 5 EO	6	8	110	605.00	540.00	605.00	
M-8210-S	S/f starter 82" h, 10" d, 6 EO	6	8	130	854.00	779.00	854.00	
M-8210-A	S/f add-on 82" h, 10" d, 6 EO	6	7	110	635.00	571.00	635.00	
M-8212-S	S/f starter 82" h, 12" d, 6 EO	6	9	140	885.00	799.00	885.00	
M-8212-A	S/f add-on 82" h, 12" d, 6 EO	6	8	120	654.00	582.00	654.00	
M-9610-S	S/f starter 96" h, 10" d, 7 EO	6	9	160	898.00	817.00	898.00	
M-9610-A	S/f add-on 96" h, 10" d, 7 EO	6	8	130	678.00	608.00	678.00	
M-9612-S	S/f starter 96" h, 12" d, 7 EO	6	10	180	937.00	842.00	937.00	
M-9612-A	S/f add-on 96" h, 12" d, 7 EO	6	9	140	705.00	620.00	705.00	
M-3620-S	D/f starter 36" h, 20" d, 4 EO	6	7	89	1178.00	1100.00	1178.00	
M-3620-A	D/f add-on 36" h, 20" d, 4 EO	6	6	74	797.00	739.00	797.00	
M-3624-S	D/f starter 36" h, 24" d, 4 EO	6	10	110	1197.00	1114.00	1197.00	
M-3624-A	D/f add-on 36" h, 24" d, 4 EO	6	9	89	804.00	737.00	804.00	
M-4220-S	S/f starter 42"h, 20"d, 4 EO	6	9	98	1279.00	1185.00	1279.00	
M-4220-A	D/f add-on 42" h, 20" d, 4 EO	6	8	84	898.00	824.00	898.00	
M-4224-S	D/f starter 42"h, 24"d 6 EO	6	9	144	1302.00	1197.00	1302.00	
M-4224-A	D/f add-on 42"h, 24"d, 4 EO	6	9	98	908.00	822.00	908.00	

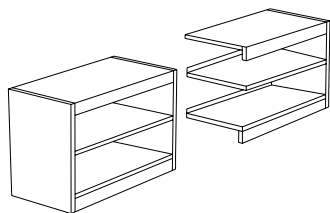
# Shelving

Product #	Description	Pk%	Cf	Lbs	Birch	Oak	Maple	Misc.
M-4820-S	D/f starter 48"h, 20"d, 6 EO	6	11	155	1279.00	1185.00	1279.00	
M-4820-A	D/f add-on 48" h, 20" d, 6 EO	6	8	110	898.00	824.00	898.00	
M-4824-S	D/f starter 48" h, 24" d, 6 EO	6	11	160	1302.00	1197.00	1302.00	
M-4824-A	D/f add-on 48" h, 24" d 6 EO	6	10	130	908.00	822.00	908.00	
M-6020-S	D/f starter 60" h, 20" d, 8 EO	6	11	180	1364.00	1253.00	1364.00	
M-6020-A	D/f add-on 60" h, 20" d, 8 EO	6	10	140	967.00	879.00	967.00	
M-6024-S	D/f starter 60" h, 24" d, 8 EO	6	12	200	1381.00	1261.00	1381.00	
M-6024-A	D/f add-on 60" h, 24" d, 8 EO	6	11	160	990.00	886.00	990.00	
M-7220-S	D/f starter 72" h, 20" d, 10 EO	6	12	200	1463.00	1339.00	1463.00	
M-7220-A	D/f add-on 72" h, 20" d, 10 EO	6	11	160	1063.00	960.00	1063.00	
M-7224-S	D/f starter 72" h, 24" d, 10 EO	6	13	230	1483.00	1343.00	1483.00	
M-7224-A	D/f add-on 72" h, 24" d, 10 EO	6	12	190	1086.00	963.00	1086.00	
M-8220-S	D/f starter 82" h, 20" d, 12 EO	6	12	220	1552.00	1415.00	1552.00	
M-8220-A	D/f add-on 82" h, 20" d, 12 EO	6	11	184	1160.00	1039.00	1160.00	
M-8224-S	D/f starter 82" h, 24" d, 12 EO	6	14	260	1581.00	1420.00	1581.00	
M-8224-A	D/f add-on 82" h, 24" d, 12 EO	6	12	207	1190.00	1049.00	1190.00	
M-9620-S	D/f starter 96" h, 20" d, 14 EO	6	13	276	1652.00	1498.00	1652.00	
M-9620-A	D/f add-on 96" h, 20" d, 14 EO	6	12	220	1254.00	1121.00	1254.00	
M-9624-S	D/f starter 96" h, 24" d, 14 EO	6	15	320	1680.00	1504.00	1680.00	
M-9624-A	D/f add-on 96" h, 24" d, 14 EO	6	13	250	1291.00	1130.00	1291.00	

# Shelving

---

<b>Product #</b>	<b>Description</b>	<b>Pk%</b>	<b>Cf</b>	<b>Lbs</b>	<b>Birch</b>	<b>Oak</b>	<b>Maple</b>	<b>Misc.</b>
------------------	--------------------	------------	-----------	------------	--------------	------------	--------------	--------------



## Durecon Low Back Shelving

Note: Backs are not included nor required with low back shelving.  
 Standard paint selection from Palmieri chart -no charge  
 Standard paint selection from Protech chart -add \$500 net per color  
 Standard paint selection from Tiger Drylic chart -add \$500 net per color  
 Custom color matches on quotation basis

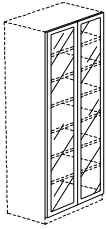
<b>Product #</b>	<b>Description</b>	<b>Pk%</b>	<b>Cf</b>	<b>Lbs</b>	<b>Birch</b>	<b>Oak</b>	<b>Maple</b>	<b>Misc.</b>
M3010-S-LB	S/f starter 30" h, 10" d, 2 EO, window shelving				638.00	602.00	638.00	
M-3010-A-LB	S/f add-on 30" h, 10" d, 2 EO, window shelving				432.00	408.00	432.00	
M-3012-S-LB	S/f starter 36" h, 12" d, 2 EO, window shelving				666.00	630.00	666.00	
M-3012-A-LB	S/f add-on 30" h, 12" d, 2 EO, window shelving				448.00	423.00	448.00	
M-3610-S-LB	S/f starter 36" h, 10" d, 2 EO	6	4	51	616.00	577.00	616.00	
M-3610-A-LB	S/f add-on 36" h, 10" d, 2 EO	6	4	46	404.00	374.00	404.00	
M-3612-S-LB	S/f starter 36" h, 12" d, 2 EO	6	5	51	649.00	601.00	649.00	
M-3612-A-LB	S/f add-on 36" h, 12" d, 2 EO	6	5	47	425.00	390.00	425.00	
M-4210-S-LB	S/f starter 42"h, 10"d, 2 EO	6	5	55	670.00	622.00	670.00	
M-4210-A-LB	S/f add-on 42"h, 10"h, 2 EO	6	5	56	461.00	420.00	461.00	
M-4212-S-LB	S/f starter 42"h, 12" d, 2 EO	6	5	51	702.00	649.00	702.00	
M-4212-A-LB	S/f add-on 42"h, 12"d, 2 EO	6	5	48	481.00	436.00	481.00	
M-4810-S-LB	S/f starter 48" h, 10" d, 3 EO	6	5	75	685.00	646.00	685.00	
M-4810-A-LB	S/f add-on 48" h, 10" d, 3 EO	6	5	66	464.00	438.00	464.00	
M-4812-S-LB	S/f starter 48" h, 12" d, 3 EO	6	6	83	711.00	671.00	711.00	
M-4812-A-LB	S/f add-on 48" h, 12" d, 3 EO	6	6	71	482.00	455.00	482.00	
M-6010-S-LB	S/f starter 60" h, 10" d, 4 EO	6	6	100	699.00	642.00	699.00	
M-6010-A-LB	S/f add-on 60" h, 10" d, 4 EO	6	6	86	486.00	440.00	486.00	
M-6012-S-LB	S/f starter 60" h, 12" d, 4 EO	6	8	120	726.00	663.00	726.00	
M-6012-A-LB	S/f add-on 60" h, 12" d, 4 EO	6	7	95	508.00	457.00	508.00	
M-7210-S-LB	S/f starter 72" h, 10" d, 5 EO	6	7	115	750.00	686.00	750.00	
M-7210-A-LB	S/f add-on 72" h, 10" d, 5 EO	6	7	97	535.00	481.00	535.00	
M-7212-S-LB	S/f starter 72" h, 12" d, 5 EO	6	8	130	787.00	716.00	787.00	
M-7212-A-LB	S/f add-on 72" h, 12" d, 5 EO	6	8	110	565.00	503.00	565.00	
M-8210-S-LB	S/f starter 82" h, 10" d, 6 EO	6	8	130	802.00	730.00	802.00	
M-8210-A-LB	S/f add-on 82" h, 10" d, 6 EO	6	7	110	590.00	528.00	590.00	
M-8212-S-LB	S/f starter 82" h, 12" d, 6 EO	6	9	140	841.00	760.00	841.00	
M-8212-A-LB	S/f add-on 82" h, 12" d, 6 EO	6	8	120	619.00	549.00	619.00	
M-9610-S-LB	S/f starter 96" h, 10" d, 7 EO	6	9	160	852.00	772.00	852.00	
M-9610-A-LB	S/f add-on 96" h, 10" d, 7 EO	6	8	130	636.00	569.00	636.00	
M-9612-S-LB	S/f starter 96" h, 12" d, 7 EO	6	10	180	899.00	808.00	899.00	
M-9612-A-LB	S/f add-on 96" h, 12" d, 7 EO	6	9	140	693.00	611.00	693.00	
M-3620-S-LB	D/f starter 36" h, 20" d, 4 EO	6	7	89	1125.00	1049.00	1125.00	
M-3620-A-LB	D/f add-on 36" h, 20" d, 4 EO	6	6	74	757.00	700.00	757.00	
M-3624-S-LB	D/f starter 36" h, 24" d, 4 EO	6	10	110	1152.00	1069.00	1152.00	
M-3624-A-LB	D/f add-on 36" h, 24" d, 4 EO	6	9	89	769.00	703.00	769.00	
M-4220-S-LB	D/f starter 42"h, 20"d, 4 EO	6	7	94	1159.00	1082.00	1159.00	
M-4220-A-LB	D/f add-on 42"h, 24"d, 4 EO	6	7	84	780.00	720.00	780.00	
M-4224-S-LB	D/f starter 42"h, 24"d, 4 EO	6	10	115	1185.00	1101.00	1185.00	
M-4224-A-LB	D/f add-on 42"h, 24"d, 4 EO	6	10	94	792.00	724.00	792.00	

# Shelving

Product #	Description	Pk%	Cf	Lbs	Birch	Oak	Maple	Misc.
M-4820-S-LB	D/f starter 48" h, 20" d, 6 EO	6	9	130	1232.00	1140.00	1232.00	
M-4820-A-LB	D/f add-on 48" h, 20" d, 6 EO	6	8	110	863.00	791.00	863.00	
M-4824-S-LB	D/f starter 48" h, 24" d, 6 EO	6	11	160	1264.00	1162.00	1264.00	
M-4824-A-LB	D/f add-on 48" h, 24" d 6 EO	6	10	130	881.00	797.00	881.00	
M-6020-S-LB	D/f starter 60" h, 20" d, 8 EO	6	11	180	1286.00	1180.00	1286.00	
M-6020-A-LB	D/f add-on 60" h, 20" d, 8 EO	6	10	140	901.00	817.00	901.00	
M-6024-S-LB	D/f starter 60" h, 24" d, 8 EO	6	12	200	1315.00	1200.00	1315.00	
M-6024-A-LB	D/f add-on 60" h, 24" d, 8 EO	6	11	160	938.00	835.00	938.00	
M-7220-S-LB	D/f starter 72" h, 20" d, 10 EO	6	12	200	1392.00	1271.00	1392.00	
M-7220-A-LB	D/f add-on 72" h, 20" d, 10 EO	6	11	160	1006.00	903.00	1006.00	
M-7224-S-LB	D/f starter 72" h, 24" d, 10 EO	6	13	230	1428.00	1290.00	1428.00	
M-7224-A-LB	D/f add-on 72" h, 24" d, 10 EO	6	12	190	1042.00	922.00	1042.00	
M-8220-S-LB	D/f starter 82" h, 20" d, 12 EO	6	12	220	1489.00	1355.00	1489.00	
M-8220-A-LB	D/f add-on 82" h, 20" d, 12 EO	6	11	184	1108.00	991.00	1108.00	
M-8224-S-LB	D/f starter 82" h, 24" d, 12 EO	6	14	260	1535.00	1378.00	1535.00	
M-8224-A-LB	D/f add-on 82" h, 24" d, 12 EO	6	12	207	1156.00	1019.00	1156.00	
M-9620-S-LB	D/f starter 96" h, 20" d, 14 EO	6	13	276	1593.00	1443.00	1593.00	
M-9620-A-LB	D/f add-on 96" h, 20" d, 14 EO	6	12	220	1209.00	1079.00	1209.00	
M-9624-S-LB	D/f starter 96" h, 24" d, 14 EO	6	15	320	1643.00	1471.00	1643.00	
M-9624-A-LB	D/f add-on 96" h, 24" d, 14 EO	6	13	250	1266.00	1111.00	1266.00	
M-3612-S-M	S/f starter 36" h, magazine, 2 EO	6	6	81	886.00	843.00	886.00	
M-3612-A-M	S/f add-on 36" h, magazine, 2 EO	6	6	77	655.00	626.00	655.00	
M-4212-S-M	S/f starter 42" h, magazine, 3 EO	6	6	85	1056.00	1006.00	1056.00	
M-4212-A-M	S/f add-on 42"h, magazine, 3 EO	6	6	83	827.00	787.00	827.00	
M-4812-S-M	S/f starter 48" h, magazine, 3 EO	6	7	130	1056.00	1006.00	1056.00	
M-4812-A-M	S/f add-on 48" h, magazine, 3 EO	6	7	120	827.00	787.00	827.00	
M-6012-S-M	S/f starter 60" h, magazine, 4 EO	6	10	180	1190.00	1132.00	1190.00	
M-6012-A-M	S/f add-on 60" h, magazine, 4 EO	6	9	160	963.00	917.00	963.00	
M-7212-S-M	S/f starter 72" h, magazine, 5 EO	6	11	210	1361.00	1297.00	1361.00	
M-7212-A-M	S/f add-on 72" h, magazine, 5 EO	6	10	184	1132.00	1078.00	1132.00	
M-3624-S-M	D/f starter 36" h, magazine, 4 EO	6	12	170	1627.00	1548.00	1627.00	
M-3624-A-M	D/f add-on 36" h, magazine, 4 EO	6	11	150	1230.00	1174.00	1230.00	
M-4224-S-M	D/f starter 42"h, magazine, 4 EO	6	16	330	1964.00	1872.00	1964.00	
M-4224-A-M	D/f add-on 42"h, magazine, 4 EO	6	15	294	1571.00	1496.00	1571.00	
M-4824-S-M	D/f starter 48" h, magazine, 6 EO	6	14	240	1964.00	1872.00	1964.00	
M-4824-A-M	D/f add-on 48" h, magazine, 6 EO	6	13	220	1571.00	1496.00	1571.00	
M-6024-S-M	D/f starter 60" h, magazine, 8 EO	6	16	320	2240.00	2133.00	2240.00	
M-6024-A-M	D/f add-on 60" h, magazine, 8 EO	6	15	280	1845.00	1758.00	1845.00	
M-7224-S-M	D/f starter 72" h magazine, 10 EO	6	18	380	2572.00	2450.00	2572.00	
M-7224-A-M	D/f add-on 72" h, magazine, 10 EO	6	17	340	2174.00	2073.00	2174.00	

# Shelving

Product #	Description	Pk%	Cf	Lbs	Birch	Oak	Maple	Misc.
-----------	-------------	-----	----	-----	-------	-----	-------	-------



## Options and Accessories

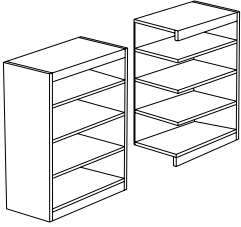
Product #	Description	Pk%	Cf	Lbs	Birch	Oak	Maple	Misc.
S-GH-0048	Wood framed glass doors to 48" h	10	7	35	1274.00	1274.00	1274.00	
S-GH-4996	Wood framed glass doors to 96" h	10	14	40	1519.00	1519.00	1519.00	
S-GS-0048	Glass sliding doors to 48"h	10	7	25				980.00
S-GS-4996	Glass sliding doors to 96" h	10	14	30				1224.00
S-WH-0048	Wood hinged doors to 48" h	10	7	35	904.00	866.00	904.00	
S-WH-4996	Wood hinged doors to 96" h	10	14	40	1073.00	1027.00	1073.00	
S-PLSS	Continuous p.lam top S/F sloped	10	0.6	45	275.00	275.00	275.00	
S-PLSD	Continuous p.lam top D/F sloped	10	17	75	394.00	394.00	394.00	
S-CT36S-B	Continuous p.lam top S/F Beta	10	0.4	30	164.00	164.00	164.00	
S-CT36D-B	Continuous p.lam top D/F Beta	10	0.7	60	245.00	245.00	245.00	
S-CT36S-D	Continuous p.lam top S/F Delicato	10	0.4	30	245.00	245.00	245.00	
S-CT36D-D	Continuous p.lam top D/F Delicato	10	0.7	60	410.00	410.00	410.00	
S-CT36S-R	Continuous p.lam top S/F Ronda	10	0.4	30	279.00	279.00	279.00	
S-CT36D-R	Continuous p.lam top D/F Ronda	10	0.7	60	490.00	490.00	490.00	
S-IPT36S	Individual p.lam top S/F				68.00	68.00	68.00	
S-IPT36D	Individual p.lam top D/F				135.00	135.00	135.00	
S-MS1B	Mobile shelving 1 bay long	10	17	50				377.00
S-MS2B	Mobile shelving 2 bays long	10	34	100				661.00
S-MS3B	Mobile shelving 3 bays long	10	51	150				945.00
	Note: 36"h-60" d/f shelving only							
	Add to costs of printed backs:							
S-VB0048S	Veneer back to 48"h S/F upcharge	6	0.2	9	83.00	79.00	83.00	
S-VB0048D	Veneer back to 48"h D/F upcharge	6	0.3	12	145.00	137.00	145.00	
S-VB4996S	Veneer back to 96"h S/F upcharge	6	0.3	15	142.00	134.00	142.00	
S-VB4996D	Veneer back to 96"h D/F upcharge	6	0.4	18	245.00	231.00	245.00	
S-SB	Sway braces	6						78.00
S-FB-V-48	Finished back- veneer to 48" h	6	0.2	12	360.00	343.00	360.00	
S-FB-V-96	Finished back - veneer to 96" h	6	0.5	24	469.00	447.00	469.00	
S-FB-C-48	Finished back - cork to 48" h	6	0.4	15	533.00	533.00	533.00	

# Shelving

Product #	Description	Pk%	Cf	Lbs	Birch	Oak	Maple	Misc.
S-FB-C-96	Finished back - cork to 96" h	6	1	27	941.00	941.00	941.00	
S-FB-S-48	Finished back - slotwall to 48" h	6	1	22	632.00	601.00	632.00	
S-FB-S-96	Finished back - slotwall to 96" h	6	2	34	1098.00	1046.00	1098.00	
S-SWS08	Slot wall display shelf 8"	6	0.1	1				57.00
S-SWS16	Slot wall display shelf 16"	6	0.1	1.5				84.00
S-SWS32	Slot wall display shelf 32"	6	0.1	2.5				136.00
S-FPS	Top filler panel S/F	6	0.1	2	116.00	116.00	116.00	
S-FPD	Top filler panel D/F	6	0.1	4	196.00	196.00	196.00	
S-FPT	Top filler panel tristar	6	0.1	5	262.00	262.00	262.00	
S-FPF	Front filler panel	6	0.1	5	219.00	219.00	219.00	
W-S10	Standard wood shelf 9-1/2" d	6	0.2	6	64.00	60.00	64.00	
W-S12	Standard wood shelf 11-1/2" d	6	0.2	7	72.00	67.00	72.00	
W-S14	Standard wood shelf 14" d	6	0.2	8	90.00	86.00	90.00	
W-V10	Veneered shelf 9-1/2" d	6	0.2	6	79.00	76.00	79.00	
W-V12	Veneered shelf 11-1/2" d	6	0.2	7	93.00	88.00	93.00	
W-V14	Veneered shelf 14" d	6	0.2	8	109.00	103.00	109.00	
W-M12	Wood magazine Shelf 12" h	6	6	13	139.00	132.00	139.00	
W-M14	Wood magazine Shelf 14" h	6	6	14	158.00	150.00	158.00	
W-P12	Picture book shelf	6	2	15	211.00	199.00	211.00	
W-CDS	Small chrome clip on divider	6	0.1	0.5				11.00
W-CDL	Large chrome clip on divider	6	0.1	0.5				11.00
W-PD	Pendent divider	6	0.1	0.5				7.00
W-GST	Grooved top of shelf for pendent	6						12.00
W-GSB	Grooved bottom of shelf for pendent	6						12.00
M-F10	Flat metal shelf 9-1/2" deep	6	0.2	5				43.00
M-F12	Flat metal shelf 11-1/2" deep	6	0.2	6				45.00
M-LB10	Low back metal shelf 9-1/2" deep	6	0.2	5				47.00
M-LB12	Low back metal shelf 11-1/2" deep	6	0.2	6				53.00
M-BE6	Metal book end 6" high	6	0.1	0.8				15.00
M-BE9	Metal book end 9" high	6	0.1	1				26.00
M-SL12	Slotted metal shelf 11-1/2" deep	6	1	9				95.00
M-M12	Metal magazine shelf	6	0.2	8				159.00
M-ME12	Metal media shelf	6	1	15				159.00
S-H35	Hanging kit bag rod	6	0.1	6				153.00
S-140	Wall mounted newspaper rack	6	9	40	1077.00	1024.00	1077.00	
G-NS	Newspaper stick	6	0.1	0.5	67.00		67.00	
SLAT-V	Slat wall per sqft-veneer							59.00
SLAT-P	Slat wall per sqft-p/lam							65.00
LH-10	Acrylic shelf label holder (packs of 10)							70.00
NBD-12	Acrylic new book display							42.00

# Shelving

---




## Modification charges for Durecon Wood and Metal Shelving

Product #	Description	Pk%	Cf	Lbs	Birch	Oak	Maple	Misc.
W-SF24	24" wide s/f							107.00
W-SF30	30" wide s/f							107.00
M-SF24	24" wide s/f metal							107.00
M-SF30	30" wide s/f metal							107.00
W-DF24	24" wide d/f wood option							162.00
W-DF30	30" wide d/f shelving							162.00
M-DF24	24" wide d/f metal							162.00
M-DF30	30" wide d/f metal							162.00

# Shelving

---

<b>Product #</b>	<b>Description</b>	<b>Pk%</b>	<b>Cf</b>	<b>Lbs</b>	<b>Birch</b>	<b>Oak</b>	<b>Maple</b>	<b>Misc.</b>
------------------	--------------------	------------	-----------	------------	--------------	------------	--------------	--------------



## Components for Durecon Shelving

<b>Product #</b>	<b>Description</b>	<b>Pk%</b>	<b>Cf</b>	<b>Lbs</b>	<b>Birch</b>	<b>Oak</b>	<b>Maple</b>	<b>Misc.</b>
S-BA3610E	Bolt assembly s/f end panel 36"x10"	6	0.3	7	323.00	308.00	323.00	
S-BA4210E	Bolt assembly s/f end panel 42" x 10"	6	0.3	8	332.00	316.00	332.00	
S-BA4810E	Bolt assembly s/f end panel 48"x10"	6	0.3	9	339.00	323.00	339.00	
S-BA6010E	Bolt assembly s/f end panel 60"x10"	6	0.4	12	356.00	339.00	356.00	
S-BA7210E	Bolt assembly s/f end panel 72"x10"	6	0.5	14	373.00	355.00	373.00	
S-BA8210E	Bolt assembly s/f end panel 82"x10"	6	0.6	16	390.00	373.00	390.00	
S-BA9610E	Bolt assembly s/f end panel 96"x10"	6	0.7	19	408.00	388.00	408.00	
S-BA3612E	Bolt assembly s/f end panel 36"x12"	6	0.3	7	425.00	405.00	425.00	
S-BA4212E	Bolt assembly s/f end panel 42" x 12"	6	0.3	8	436.00	417.00	436.00	
S-BA4812E	Bolt assembly s/f end panel 48"x12"	6	0.3	9	364.00	348.00	364.00	
S-BA6012E	Bolt assembly s/f end panel 60"x12"	6	0.4	12	382.00	364.00	382.00	
S-BA7212E	Bolt assembly s/f end panel 72"x12"	6	0.5	14	400.00	380.00	400.00	
S-BA8212E	Bolt assembly s/f end panel 82"x12"	6	0.6	16	415.00	396.00	415.00	
S-BA9612E	Bolt assembly s/f end panel 96"x12"	6	0.7	19	434.00	413.00	434.00	
S-BA3614E	Bolt assembly s/f end panel 36"x14"	6	0.3	7	451.00	429.00	451.00	
S-BA4214E	Bolt assembly s/f end panel 42" x 14"	6	0.03	8	464.00	429.00	464.00	
S-BA4814E	Bolt assembly s/f end panel 48"x14"	6	0.3	9	382.00	364.00	382.00	
S-BA6014E	Bolt assembly s/f end panel 60"x14"	6	0.4	12	400.00	380.00	400.00	
S-BA7214E	Bolt assembly s/f end panel 72"x14"	6	0.5	14	415.00	396.00	415.00	
S-BA8214E	Bolt assembly s/f end panel 82"x14"	6	0.6	16	434.00	413.00	434.00	
S-BA9614E	Bolt assembly s/f end panel 96"x14"	6	0.7	19	451.00	429.00	451.00	
S-BA3610M	Bolt assembly s/f mid panel 36"x10"	6	0.3	7	339.00	323.00	339.00	
S-BA4210M	Bolt assembly s/f mid panel 42" x 10"	6	0.03	7	350.00	332.00	350.00	
S-BA4810M	Bolt assembly s/f mid panel 48"x10"	6	0.3	9	356.00	339.00	356.00	
S-BA6010M	Bolt assembly s/f mid panel 60"x10"	6	0.4	12	373.00	355.00	373.00	
S-BA7210M	Bolt assembly s/f mid panel 72"x10"	6	0.5	14	390.00	373.00	390.00	
S-BA8210M	Bolt assembly s/f mid panel 82"x10"	6	0.6	16	408.00	388.00	408.00	
S-BA9610M	Bolt assembly s/f mid panel 96"x10"	6	0.7	19	425.00	405.00	425.00	
S-BA3612M	Bolt assembly s/f mid panel 36"x12"	6	0.3	7	348.00	331.00	348.00	
S-BA4212M	Bolt assembly s/f mid panel 42" x 12"	6	0.03	7	357.00	339.00	357.00	
S-BA4812M	Bolt assembly s/f mid panel 48"x12"	6	0.3	9	364.00	348.00	364.00	
S-BA6012M	Bolt assembly s/f mid panel 60"x12"	6	0.4	12	382.00	364.00	382.00	
S-BA7212M	Bolt assembly s/f mid panel 72"x12"	6	0.5	14	400.00	380.00	400.00	
S-BA8212M	Bolt assembly s/f mid panel 82"x12"	6	0.6	16	415.00	396.00	415.00	
S-BA9612M	Bolt assembly s/f mid panel 96"x12"	6	0.7	19	434.00	413.00	434.00	
S-BA3614M	Bolt assembly s/f mid panel 36"x14"	6	0.3	7	364.00	348.00	364.00	

---

# Shelving

Product #	Description	Pk%	Cf	Lbs	Birch	Oak	Maple	Misc.
S-BA4214M	Bolt assembly s/f mid panel 42" x 14"	6	0.3	8	394.00	357.00	394.00	
S-BA4814M	Bolt assembly s/f mid panel 48"x14"	6	0.3	9	382.00	364.00	382.00	
S-BA6014M	Bolt assembly s/f mid panel 60"x14"	6	0.4	12	400.00	380.00	400.00	
S-BA7214M	Bolt assembly s/f mid panel 72"x14"	6	0.5	14	434.00	413.00	434.00	
S-BA8214M	Bolt assembly s/f mid panel 82"x14"	6	0.6	16	451.00	429.00	451.00	
S-BA9614M	Bolt assembly s/f mid panel 96"x14"	6	0.7	19	467.00	447.00	467.00	
S-BA3620E	Bolt assembly d/f end panel 36"x20"	6	0.6	14	556.00	528.00	556.00	
S-BA4220E	Bolt assembly d/f end panel 42" x 20"	6	0.6	15	573.00	543.00	573.00	
S-BA4820E	Bolt assembly d/f end panel 48"x20"	6	0.7	18	589.00	562.00	589.00	
S-BA6020E	Bolt assembly d/f end panel 60"x20"	6	0.8	24	625.00	595.00	625.00	
S-BA7220E	Bolt assembly d/f end panel 72"x20"	6	1	28	658.00	628.00	658.00	
S-BA8220E	Bolt assembly d/f end panel 82"x20"	6	1.2	32	693.00	661.00	693.00	
S-BA9620E	Bolt assembly d/f end panel 96"x20"	6	1.4	38	728.00	694.00	728.00	
S-BA3624E	Bolt assembly d/f end panel 36"x24"	6	0.6	14	573.00	544.00	573.00	
S-BA4224E	Bolt assembly d/f end panel 42" x 24"	6	0.06	15	589.00	562.00	589.00	
S-BA4824E	Bolt assembly d/f end panel 48"x24"	6	0.7	18	607.00	578.00	607.00	
S-BA6024E	Bolt assembly d/f end panel 60"x24"	6	0.8	24	641.00	610.00	641.00	
S-BA7224E	Bolt assembly d/f end panel 72"x24"	6	1	28	677.00	643.00	677.00	
S-BA8224E	Bolt assembly d/f end panel 82"x24"	6	1.2	32	710.00	677.00	710.00	
S-BA9624E	Bolt assembly d/f end panel 96"x24"	6	1.4	38	745.00	710.00	745.00	
S-BA3628E	Bolt assembly d/f end panel 36"x28"	6	0.6	14	625.00	595.00	625.00	
S-BA4228E	Bolt assembly d/f end panel 42" x 28"	6	0.06	15	642.00	613.00	642.00	
S-BA4828E	Bolt assembly d/f end panel 48"x28"	6	0.7	18	677.00	643.00	677.00	
S-BA6028E	Bolt assembly d/f end panel 60"x28"	6	0.8	24	728.00	694.00	728.00	
S-BA7228E	Bolt assembly d/f end panel 72"x28"	6	1	28	781.00	743.00	781.00	
S-BA8228E	Bolt assembly d/f end panel 82"x28"	6	1.2	32	832.00	792.00	832.00	
S-BA9628E	Bolt assembly d/f end panel 96"x28"	6	1.4	38	987.00	940.00	987.00	
S-BA3620M	Bolt assembly d/f mid panel 36"x20"	6	0.6	14	573.00	544.00	573.00	
S-BA4220M	Bolt assembly d/f mid panel 42" x 20"	6	0.06	14	589.00	562.00	589.00	
S-BA4820M	Bolt assembly d/f mid panel 48"x20"	6	0.7	18	607.00	578.00	607.00	
S-BA6020M	Bolt assembly d/f mid panel 60"x20"	6	0.8	24	641.00	610.00	641.00	
S-BA7220M	Bolt assembly d/f mid panel 72"x20"	6	1	28	677.00	643.00	677.00	
S-BA8220M	Bolt assembly d/f mid panel 82"x20"	6	1.2	32	710.00	677.00	710.00	
S-BA9620M	Bolt assembly d/f mid panel 96"x20"	6	1.4	38	745.00	710.00	745.00	
S-BA3624M	Bolt assembly d/f mid panel 36"x24"	6	0.6	14	589.00	562.00	589.00	
S-BA4224M	Bolt assembly d/f mid panel 42" x 24"	6	0.06	15	608.00	579.00	608.00	
S-BA4824M	Bolt assembly d/f mid panel 48"x24"	6	0.7	18	625.00	595.00	625.00	
S-BA6024M	Bolt assembly d/f mid panel 60"x24"	6	0.8	24	658.00	628.00	658.00	
S-BA7224M	Bolt assembly d/f mid panel 72"x24"	6	1	28	693.00	661.00	693.00	
S-BA8224M	Bolt assembly d/f mid panel 82"x24"	6	1.2	32	728.00	694.00	728.00	
S-BA9624M	Bolt assembly d/f mid panel 96"x24"	6	1.4	38	762.00	727.00	762.00	
S-BA3628M	Bolt assembly d/f mid panel 36"x28"	6	0.6	14	641.00	610.00	641.00	
S-BA4228M	Bolt assembly d/f mid panel 42" x 28"	6	0.06	15	661.00	630.00	661.00	
S-BA4828M	Bolt assembly d/f mid panel 48"x28"	6	0.7	18	693.00	661.00	693.00	
S-BA6028M	Bolt assembly d/f mid panel 60"x28"	6	0.8	24	745.00	710.00	745.00	

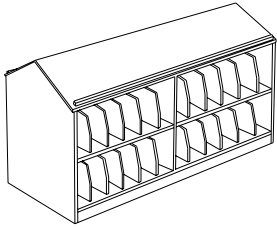
# Shelving

Product #	Description	Pk%	Cf	Lbs	Birch	Oak	Maple	Misc.
S-BA7228M	Bolt assembly d/f mid panel 72"x28"	6	1	28	797.00	760.00	797.00	
S-BA8228M	Bolt assembly d/f mid panel 82"x28"	6	1.2	32	849.00	809.00	849.00	
S-BA9628M	Bolt assembly d/f mid panel 96"x28"	6	1.4	38	901.00	860.00	901.00	
S-BAT1036	Bolt assembly s/f top shelf 10"d	6	0.8	7	260.00	249.00	260.00	
S-BAT1236	Bolt assembly s/f top shelf 12"d	6	0.8	9	270.00	257.00	270.00	
S-BAT1436	Bolt assembly s/f top shelf 14"d	6	0.8	10	279.00	264.00	279.00	
S-BAT2036	Bolt assembly d/f top shelf 20"d	6	1.5	14	373.00	355.00	373.00	
S-BAT2436	Bolt assembly d/f top shelf 24"d	6	1.5	16	390.00	373.00	390.00	
S-BAT2836	Bolt assembly d/f top shelf 28"d	6	1.5	18	415.00	396.00	415.00	
S-BAB1036	Bolt assembly s/f bottom shelf 10"d	6	1	7	260.00	249.00	260.00	
S-BAB1236	Bolt assembly s/f bottom shelf 12"d	6	1	9	270.00	257.00	270.00	
S-BAB1436	Bolt assembly s/f bottom shelf 14"d	6	1	10	279.00	264.00	279.00	
S-BAB2036	Bolt assembly d/f bottom shelf 20"d	6	2	14	373.00	355.00	373.00	
S-BAB2436	Bolt assembly d/f bottom shelf 24"d	6	2	16	390.00	373.00	390.00	
S-BAB2836	Bolt assembly d/f bottom shelf 28"d	6	2	18	415.00	396.00	415.00	
S-PB36S	Printed back 36"h S/F	6	0.2	9				61.00
S-PB48S	Printed back 48" h S/F	6	0.3	12				61.00
S-PB60S	Printed back 60" h S/F	6	0.3	15				124.00
S-PB72S	Printed back 72" h S/F	6	0.4	18				124.00
S-PB82S	Printed back 82" h S/F	6	0.4	21				124.00
S-PB96S	Printed back 96" h S/F	6	0.5	24				124.00
S-PB36D	Printed back 36" h D/F	6	0.2	9				78.00
S-PB48D	Printed back 48" h D/F	6	0.3	12				78.00
S-PB60D	Printed back 60" h D/F	6	0.3	15				153.00
S-PB72D	Printed back 72" h D/F	6	0.4	18				153.00
S-PB82D	Printed back 82" h D/F	6	0.4	21				153.00
S-PB96D	Printed back 96" h D/F	6	0.5	24				153.00

# Shelving

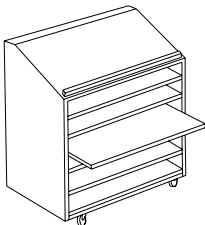
---

<b>Product #</b>	<b>Description</b>	<b>Pk%</b>	<b>Cf</b>	<b>Lbs</b>	<b>Birch</b>	<b>Oak</b>	<b>Maple</b>	<b>Misc.</b>
------------------	--------------------	------------	-----------	------------	--------------	------------	--------------	--------------



## Picture Book Storage

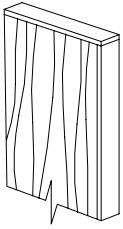
<b>Product #</b>	<b>Description</b>	<b>Pk%</b>	<b>Cf</b>	<b>Lbs</b>	<b>Birch</b>	<b>Oak</b>	<b>Maple</b>	<b>Misc.</b>
S-909	Mobile trapazoidal picture book box	6	32	125	2418.00	2303.00	2418.00	
S-910	Mobile picture book box	6	32	125	2418.00	2303.00	2418.00	
S-916	Picture book house	6	21	95	2192.00	2089.00	2192.00	
S-916-M	Picture book house mobile	6	21	95	2390.00	2276.00	2390.00	
S-916D	Double picture book house	6	42	180	4019.00	3828.00	4019.00	
S-916D-M	Double picture book house mobile	6	42	180	4371.00	4162.00	4371.00	
S-109	Single picture book box	6	4	30	567.00	540.00	567.00	
S-110	Double picture book box	6	8	60	891.00	848.00	891.00	
S-111	Base for picture book box	6	2	10	405.00	385.00	405.00	
S-105	Mobile picture book w/ storage	10	18	125	2324.00	2213.00	2324.00	
S-106	Single sided pict. book w/ storage	10	10	60	1642.00	1562.00	1642.00	
S-108	Single sided picture book browser	10	13	130	1378.00	1314.00	1378.00	
S-108D	Double sided picture book browser	10	24	220	1769.00	1684.00	1769.00	
S-132	Kinder box	10	16	75	919.00	875.00	919.00	



## Big Book Storage

<b>Product #</b>	<b>Description</b>	<b>Pk%</b>	<b>Cf</b>	<b>Lbs</b>	<b>Birch</b>	<b>Oak</b>	<b>Maple</b>	<b>Misc.</b>
S-901	Mobile big book box	6	20	100	2794.00	2662.00	2794.00	
S-902	Sloped top mobile big book box	6	22	110	3017.00	2873.00	3017.00	

# End Panels for Steel Shelving



## Beta End Panels for Steel shelving

Product #	Description	Pk%	Cf	Lbs	Birch	Oak	Maple	Misc.
EP-B4810	S/F 48" x 10"	10	1	14	84.00	80.00	84.00	
EP-B4812	S/F 48" x 12"	10	1	14	88.00	83.00	88.00	
EP-B4814	S/F 48" x 14"	10	1	14	90.00	86.00	90.00	
EP-B6610	S/F 66" x 10"	10	1	16	137.00	130.00	137.00	
EP-B6612	S/F 66" x 12"	10	1	16	147.00	139.00	147.00	
EP-B6614	S/F 66" x 14"	10	1	16	157.00	149.00	157.00	
EP-B7810	S/F 78" x 10"	10	1	20	203.00	193.00	203.00	
EP-B7812	S/F 78" x 12"	10	1	20	205.00	196.00	205.00	
EP-B7814	S/F 78" x 14"	10	1	20	218.00	206.00	218.00	
EP-B9610	S/F 96" x 10"	10	1	20	212.00	203.00	212.00	
EP-B9612	S/F 96" x 12"	10	1	20	217.00	206.00	217.00	
EP-B9614	S/F 96" x 14"	10	1	20	229.00	218.00	229.00	
EP-B4810P	S/F p/lam self edge 48" x 10"	10	1	14				88.00
EP-B4812P	S/F p/lam self edge 48" x 12"	10	1	14				90.00
EP-B4814P	S/F p/lam self edge 48" x 14"	10	1	14				93.00
EP-B6610P	S/F p/lam self edge 66" x 10"	10	1	16				141.00
EP-B6612P	S/F p/lam self edge 66" x 12"	10	1	16				150.00
EP-B6614P	S/F p/lam self edge 66" x 14"	10	1	16				162.00
EP-B7810P	S/F p/lam self edge 78" x 10"	10	1	20				208.00
EP-B7812P	S/F p/lam self edge 78" x 12"	10	1	20				212.00
EP-B7814P	S/F p/lam self edge 78" x 14"	10	1	20				226.00
EP-B9610P	S/F p/lam self edge 96" x 10"	10	1	20				219.00
EP-B9612P	S/F p/lam self edge 96" x 12"	10	1	20				224.00
EP-B9614P	S/F p/lam self edge 96" x 14"	10	1	20				237.00
EP-B4820	D/F 48" x 20"	10	1	28	165.00	158.00	165.00	
EP-B4824	D/F 48" x 24"	10	1	28	173.00	165.00	173.00	
EP-B4828	D/F 48" x 28"	10	1	28	178.00	170.00	178.00	
EP-B4830	D/F 48" x 30"	10	1	28	204.00	194.00	204.00	
EP-B6620	D/F 66" x 20"	10	1	32	272.00	258.00	272.00	
EP-B6624	D/F 66" x 24"	10	2	32	291.00	277.00	291.00	
EP-B6628	D/F 66" x 28"	10	2	32	310.00	296.00	310.00	
EP-B6630	D/F 66" x 30"	10	2	32	359.00	342.00	359.00	
EP-B7820	D/F 78" x 20"	10	2	40	403.00	385.00	403.00	
EP-B7824	D/F 78" x 24"	10	2	40	411.00	392.00	411.00	
EP-B7828	D/F 78" x 28"	10	2	40	434.00	413.00	434.00	
EP-B7830	D/F 78" x 30"	10	2	40	498.00	475.00	498.00	
EP-B9620	D/F 96" x 20"	10	2	40	425.00	405.00	425.00	
EP-B9624	D/F 96" x 24"	10	2	40	433.00	412.00	433.00	
EP-B9628	D/F 96" x 28"	10	2	40	457.00	435.00	457.00	


# End Panels for Steel Shelving

Product #	Description	Pk%	Cf	Lbs	Birch	Oak	Maple	Misc.
EP-B9630	D/F 96" x 30"	10	2	40	525.00	500.00	525.00	
EP-B4820P	D/F p/lam self edge 48" x 20"	10	1	28				173.00
EP-B4824P	D/F p/lam self edge 48" x 24"	10	1	28				180.00
EP-B4828P	D/F p/lam self edge 48" x 28"	10	1	28				183.00
EP-B4830P	D/F p/lam self edge 48" x 30"	10	1	28				210.00
EP-B6620P	D/F p/lam self edge 66" x 20"	10	1	32				280.00
EP-B6624P	D/F p/lam self edge 66" x 24"	10	2	32				302.00
EP-B6628P	D/F p/lam self edge 66" x 28"	10	2	32				321.00
EP-B6630P	D/F p/lam self edge 66" x 30"	10	2	32				371.00
EP-B7820P	D/F p/lam self edge 78" x 20"	10	2	40				418.00
EP-B7824P	D/F p/lam self edge 78" x 24"	10	2	40				425.00
EP-B7828P	D/F p/lam self edge 78" x 28"	10	2	40				449.00
EP-B7830P	D/F p/lam self edge 78" x 30"	10	2	40				516.00
EP-B9620P	D/F p/lam self edge 96" x 20"	10	2	40				440.00
EP-B9624P	D/F p/lam self edge 96" x 24"	10	2	40				448.00
EP-B9628P	D/F p/lam self edge 96" x 28"	10	2	40				472.00
EP-B9630P	D/F p/lam self edge 96" x 30"	10	2	40				543.00

# End Panels for Steel Shelving

---

<b>Product #</b>	<b>Description</b>	<b>Pk%</b>	<b>Cf</b>	<b>Lbs</b>	<b>Birch</b>	<b>Oak</b>	<b>Maple</b>	<b>Misc.</b>
------------------	--------------------	------------	-----------	------------	--------------	------------	--------------	--------------



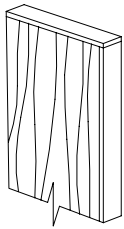
## Beta End Panels for Steel Shelving with Return

Product #	Description	Pk%	Cf	Lbs	Birch	Oak	Maple	Misc.
EP-BR4810	S/F with return 48" x 10"	10	1	14	233.00	221.00	233.00	
EP-BR4812	S/F with return 48" x 12"	10	1	14	296.00	281.00	296.00	
EP-BR4814	S/F with return 48" x 14"	10	1	14	313.00	298.00	313.00	
EP-BR6610	S/F with return 66" x 10"	10	1	16	296.00	281.00	296.00	
EP-BR6612	S/F with return 66" x 12"	10	1	16	326.00	310.00	326.00	
EP-BR6614	S/F with return 66" x 14"	10	1	16	354.00	336.00	354.00	
EP-BR7810	S/F with return 78" x 10"	10	1	20	310.00	295.00	310.00	
EP-BR7812	S/F with return 78" x 12"	10	1	20	349.00	333.00	349.00	
EP-BR7814	S/F with return 78" x 14"	10	1	20	401.00	382.00	401.00	
EP-BR9610	S/F with return 96" x 10"	10	1	20	326.00	310.00	326.00	
EP-BR9612	S/F with return 96" x 12"	10	1	20	367.00	350.00	367.00	
EP-BR9614	S/F with return 96" x 14"	10	1	20	423.00	402.00	423.00	
EP-BR4810P	S/F with return p/lam se 48" x 10"	10	1	14				233.00
EP-BR4812P	S/F with return p/lam se 48" x 12"	10	1	14				296.00
EP-BR4814P	S/F with return p/lam se 48" x 14"	10	1	14				313.00
EP-BR6610P	S/F with return p/lam se 66" x 10"	10	1	16				296.00
EP-BR6612P	S/F with return p/lam se 66" x 12"	10	1	16				326.00
EP-BR6614P	S/F with return p/lam se 66" x 14"	10	1	16				354.00
EP-BR7810P	S/F with return p/lam se 78" x 10"	10	1	20				310.00
EP-BR7812P	S/F with return p/lam se 78" x 12"	10	1	20				349.00
EP-BR7814P	S/F with return p/lam se 78" x 14"	10	1	20				401.00
EP-BR9610P	S/F with return p/lam se 96" x 10"	10	1	20				326.00
EP-BR9612P	S/F with return p/lam se 96" x 12"	10	1	20				367.00
EP-BR9614P	S/F with return p/lam se 96" x 14"	10	1	20				423.00
EP-BR4820	D/F with return 48" x 20"	10	1	28	355.00	337.00	355.00	
EP-BR4824	D/F with return 48" x 24"	10	1	28	429.00	410.00	429.00	
EP-BR4828	D/F with return 48" x 28"	10	1	28	471.00	448.00	471.00	
EP-BR4830	D/F with return 48" x 30"	10	1	28	527.00	503.00	527.00	
EP-BR6620	D/F with return 66" x 20"	10	1	32	423.00	402.00	423.00	
EP-BR6624	D/F with return 66" x 24"	10	2	32	518.00	494.00	518.00	
EP-BR6628	D/F with return 66" x 28"	10	2	32	562.00	534.00	562.00	
EP-BR6630	D/F with return 66" x 30"	10	2	32	635.00	605.00	635.00	
EP-BR7820	D/F with return 78" x 20"	10	2	40	457.00	435.00	457.00	
EP-BR7824	D/F with return 78" x 24"	10	2	40	533.00	507.00	533.00	
EP-BR7828	D/F with return 78" x 28"	10	2	40	543.00	517.00	543.00	
EP-BR7830	D/F with return 78" x 30"	10	2	40	619.00	587.00	619.00	
EP-BR9620	D/F with return 96" x 20"	10	2	40	481.00	458.00	481.00	

# End Panels for Steel Shelving

Product #	Description	Pk%	Cf	Lbs	Birch	Oak	Maple	Misc.
EP-BR9624	D/F with return 96" x 24"	10	2	40	562.00	534.00	562.00	
EP-BR9628	D/F with return 96" x 28"	10	2	40	572.00	544.00	572.00	
EP-BR9630	D/F with return 96" x 30"	10	2	40	653.00	619.00	653.00	
EP-BR4820P	D/F with return p/lam se 48" x 20"	10	1	28				355.00
EP-BR4824P	D/F with return p/lam se 48" x 24"	10	1	28				429.00
EP-BR4828P	D/F with return p/lam se 48" x 28"	10	1	28				471.00
EP-BR4830P	D/F with return p/lam se 48" x 30"	10	1	28				527.00
EP-BR6620P	D/F with return p/lam se 66" x 20"	10	1	32				423.00
EP-BR6624P	D/F with return p/lam se 66" x 24"	10	2	32				518.00
EP-BR6628P	D/F with return p/lam se 66" x 28"	10	2	32				562.00
EP-BR6630P	D/F with return p/lam se 66" x 30"	10	2	32				635.00
EP-BR7820P	D/F with return p/lam se 78" x 20"	10	2	40				457.00
EP-BR7824P	D/F with return p/lam se 78" x 24"	10	2	40				533.00
EP-BR7828P	D/F with return p/lam se 78" x 28"	10	2	40				543.00
EP-BR7830P	D/F with return p/lam se 78" x 30"	10	2	40				619.00
EP-BR9620P	D/F with return p/lam se 96" x 20"	10	2	40				481.00
EP-BR9624P	D/F with return p/lam se 96" x 24"	10	2	40				562.00
EP-BR9628P	D/F with return p/lam se 96" x 28"	10	2	40				572.00
EP-BR9630P	D/F with return p/lam se 96" x 30"	10	2	40				653.00

# End Panels for Steel Shelving.



## Delicato End Panels for Steel Shelving

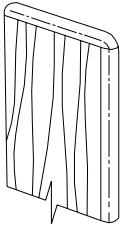
Product #	Description	Pk%	Cf	Lbs	Birch	Oak	Maple	Misc.
EP-D4810	S/F 48" x 10"	10	1	14	233.00	221.00	233.00	
EP-D4812	S/F 48" x 12"	10	1	14	296.00	281.00	296.00	
EP-D4814	S/F 48" x 14"	10	1	14	313.00	298.00	313.00	
EP-D6610	S/F 66" x 10"	10	1	16	296.00	281.00	296.00	
EP-D6612	S/F 66" x 12"	10	1	16	326.00	310.00	326.00	
EP-D6614	S/F 66" x 14"	10	1	16	354.00	336.00	354.00	
EP-D7810	S/F 78" x 10"	10	1	20	310.00	295.00	310.00	
EP-D7812	S/F 78" x 12"	10	1	20	349.00	333.00	349.00	
EP-D7814	S/F 78" x 14"	10	1	20	401.00	382.00	401.00	
EP-D9610	S/F 96" x 10"	10	1	20	326.00	310.00	326.00	
EP-D9612	S/F 96" x 12"	10	1	20	367.00	350.00	367.00	
EP-D9614	S/F 96" x 14"	10	1	20	423.00	402.00	423.00	
EP-D4810PX	S/F p.lam wood edge EX 48" x 10"	10	1	14	482.00	482.00	482.00	
EP-D4812PX	S/F p.lam wood edge EX 48" x 12"	10	1	14	539.00	539.00	539.00	
EP-D4814PX	S/F p.lam wood edge EX 48" x 14"	10	1	14	555.00	555.00	555.00	
EP-D6610PX	S/F p.lam wood edge EX 66" x 10"	10	1	16	590.00	590.00	590.00	
EP-D6612PX	S/F p.lam wood edge EX 66" x 12"	10	1	16	617.00	617.00	617.00	
EP-D6614PX	S/F p.lam wood edge EX 66" x 14"	10	1	16	641.00	641.00	641.00	
EP-D7810PX	S/F p.lam wood edge EX 78" x 10"	10	1	20	586.00	586.00	586.00	
EP-D7812PX	S/F p.lam wood edge EX 78" x 12"	10	1	20	620.00	620.00	620.00	
EP-D7814PX	S/F p.lam wood edge EX 78" x 14"	10	1	20	668.00	668.00	668.00	
EP-D9610PX	S/F p.lam wood edge EX 96" x 10"	10	1	20	617.00	617.00	617.00	
EP-D9612PX	S/F p.lam wood edge EX 96" x 12"	10	1	20	654.00	654.00	654.00	
EP-D9614PX	S/F p.lam wood edge EX 96" x 14"	10	1	20	702.00	702.00	702.00	
EP-D4820	D/F 48" x 20"	10	1	28	355.00	337.00	355.00	
EP-D4824	D/F 48" x 24"	10	1	28	429.00	410.00	429.00	
EP-D4828	D/F 48" x 28"	10	1	28	471.00	448.00	471.00	
EP-D4830	D/F 48" x 30"	10	1	28	527.00	503.00	527.00	
EP-D6620	D/F 66" x 20"	10	1	32	423.00	402.00	423.00	
EP-D6624	D/F 66" x 24"	10	2	32	518.00	494.00	518.00	
EP-D6628	D/F 66" x 28"	10	2	32	562.00	534.00	562.00	
EP-D6630	D/F 66" x 30"	10	2	32	635.00	605.00	635.00	
EP-D7820	D/F 78" x 20"	10	2	40	457.00	435.00	457.00	
EP-D7824	D/F 78" x 24"	10	2	40	533.00	507.00	533.00	
EP-D7828	D/F 78" x 28"	10	2	40	543.00	517.00	543.00	
EP-D7830	D/F 78" x 30"	10	2	40	619.00	587.00	619.00	
EP-D9620	D/F 96" x 20"	10	2	40	481.00	458.00	481.00	

# End Panels for Steel Shelving.

Product #	Description	Pk%	Cf	Lbs	Birch	Oak	Maple	Misc.
EP-D9624	D/F 96" x 24"	10	2	40	562.00	534.00	562.00	
EP-D9628	D/F 96" x 28"	10	2	40	572.00	544.00	572.00	
EP-D9630	D/F 96" x 30"	10	2	40	653.00	619.00	653.00	
EP-D4820PX	D/F p.lam wood edge EX 48" x 20"	10	1	28	592.00	592.00	592.00	
EP-D4824PX	D/F p.lam wood edge EX 48" x 24"	10	1	28	658.00	658.00	658.00	
EP-D4828PX	D/F p.lam wood edge EX 48" x 28"	10	1	28	695.00	695.00	695.00	
EP-D4830PX	D/F p.lam wood edge EX 48" x 30"	10	1	28	747.00	747.00	747.00	
EP-D6620PX	D/F p.lam wood edge EX 66" x 20"	10	1	32	702.00	702.00	702.00	
EP-D6624PX	D/F p.lam wood edge EX 66" x 24"	10	2	32	791.00	791.00	791.00	
EP-D6628PX	D/F p.lam wood edge EX 66" x 28"	10	2	32	826.00	826.00	826.00	
EP-D6630PX	D/F p.lam wood edge EX 66" x 30"	10	2	32	865.00	865.00	865.00	
EP-D7820PX	D/F p.lam wood edge EX 78" x 20"	10	2	40	718.00	718.00	718.00	
EP-D7824PX	D/F p.lam wood edge EX 78" x 24"	10	2	40	785.00	785.00	785.00	
EP-D7828PX	D/F p.lam wood edge EX 78" x 28"	10	2	40	796.00	796.00	796.00	
EP-D7830PX	D/F p.lam wood edge EX 78" x 30"	10	2	40	861.00	861.00	861.00	
EP-D9620PX	D/F p.lam wood edge EX 96" x 20"	10	2	40	756.00	756.00	756.00	
EP-D9624PX	D/F p.lam wood edge EX 96" x 24"	10	2	40	826.00	826.00	826.00	
EP-D9628PX	D/F p.lam wood edge EX 96" x 28"	10	2	40	838.00	838.00	838.00	
EP-D9630PX	D/F p.lam wood edge EX 96" x 30"	10	2	40	907.00	907.00	907.00	

# End Panels for Steel Shelving.

Product #	Description	Pk%	Cf	Lbs	Birch	Oak	Maple	Misc.
-----------	-------------	-----	----	-----	-------	-----	-------	-------



## Ronda End Panels for Steel Shelving

Product #	Description	Pk%	Cf	Lbs	Birch	Oak	Maple	Misc.
EP-R4810	S/F 48" x 10"	10	1	14	349.00	332.00	349.00	
EP-R4812	S/F 48" x 12"	10	1	14	412.00	392.00	412.00	
EP-R4814	S/F 48" x 14"	10	1	14	429.00	410.00	429.00	
EP-R6610	S/F 66" x 10"	10	1	16	429.00	410.00	429.00	
EP-R6612	S/F 66" x 12"	10	1	16	458.00	436.00	458.00	
EP-R6614	S/F 66" x 14"	10	1	16	486.00	463.00	486.00	
EP-R7810	S/F 78" x 10"	10	1	20	435.00	415.00	435.00	
EP-R7812	S/F 78" x 12"	10	1	20	477.00	452.00	477.00	
EP-R7814	S/F 78" x 14"	10	1	20	528.00	504.00	528.00	
EP-R9610	S/F 96" x 10"	10	1	20	458.00	436.00	458.00	
EP-R9612	S/F 96" x 12"	10	1	20	502.00	477.00	502.00	
EP-R9614	S/F 96" x 14"	10	1	20	556.00	530.00	556.00	
EP-R4810P	S/F p.lam bullnose edge 48" x 10"	10	1	14	513.00	513.00	513.00	
EP-R4812P	S/F p.lam bullnose edge 48" x 12"	10	1	14	573.00	573.00	573.00	
EP-R4814P	S/F p.lam bullnose edge 48" x 14"	10	1	14	590.00	590.00	590.00	
EP-R6610P	S/F p.lam bullnose edge 66" x 10"	10	1	16	628.00	628.00	628.00	
EP-R6612P	S/F p.lam bullnose edge 66" x 12"	10	1	16	656.00	656.00	656.00	
EP-R6614P	S/F p.lam bullnose edge 66" x 14"	10	1	16	682.00	682.00	682.00	
EP-R7810P	S/F p.lam bullnose edge 78" x 10"	10	1	20	624.00	624.00	624.00	
EP-R7812P	S/F p.lam bullnose edge 78" x 12"	10	1	20	661.00	661.00	661.00	
EP-R7814P	S/F p.lam bullnose edge 78" x 14"	10	1	20	711.00	711.00	711.00	
EP-R9610P	S/F p.lam bullnose edge 96" x 10"	10	1	20	656.00	656.00	656.00	
EP-R9612P	S/F p.lam bullnose edge 96" x 12"	10	1	20	695.00	695.00	695.00	
EP-R9614P	S/F p.lam bullnose edge 96" x 14"	10	1	20	748.00	748.00	748.00	
EP-R4820	D/F 48" x 20"	10	1	28	471.00	448.00	471.00	
EP-R4824	D/F 48" x 24"	10	1	28	544.00	518.00	544.00	
EP-R4828	D/F 48" x 28"	10	1	28	585.00	557.00	585.00	
EP-R4830	D/F 48" x 30"	10	1	28	642.00	612.00	642.00	
EP-R6620	D/F 66" x 20"	10	1	32	556.00	530.00	556.00	
EP-R6624	D/F 66" x 24"	10	2	32	654.00	622.00	654.00	
EP-R6628	D/F 66" x 28"	10	2	32	694.00	661.00	694.00	
EP-R6630	D/F 66" x 30"	10	2	32	768.00	732.00	768.00	
EP-R7820	D/F 78" x 20"	10	2	40	584.00	556.00	584.00	
EP-R7824	D/F 78" x 24"	10	2	40	659.00	628.00	659.00	
EP-R7828	D/F 78" x 28"	10	2	40	670.00	638.00	670.00	
EP-R7830	D/F 78" x 30"	10	2	40	746.00	710.00	746.00	
EP-R9620	D/F 96" x 20"	10	2	40	613.00	585.00	613.00	


# End Panels for Steel Shelving.

Product #	Description	Pk%	Cf	Lbs	Birch	Oak	Maple	Misc.
EP-R9624	D/F 96" x 24"	10	2	40	694.00	661.00	694.00	
EP-R9628	D/F 96" x 28"	10	2	40	704.00	671.00	704.00	
EP-R9630	D/F 96" x 30"	10	2	40	785.00	747.00	785.00	
EP-R4820P	D/F p.lam bullnose edge 48" x 20"	10	1	28	630.00	630.00	630.00	
EP-R4824P	D/F p.lam bullnose edge 48" x 24"	10	1	28	700.00	700.00	700.00	
EP-R4828P	D/F p.lam bullnose edge 48" x 28"	10	1	28	739.00	739.00	739.00	
EP-R4830P	D/F p.lam bullnose edge 48" x 30"	10	1	28	793.00	793.00	793.00	
EP-R6620P	D/F p.lam bullnose edge 66" x 20"	10	1	32	748.00	748.00	748.00	
EP-R6624P	D/F p.lam bullnose edge 66" x 24"	10	2	32	840.00	840.00	840.00	
EP-R6628P	D/F p.lam bullnose edge 66" x 28"	10	2	32	879.00	879.00	879.00	
EP-R6630P	D/F p.lam bullnose edge 66" x 30"	10	2	32	950.00	950.00	950.00	
EP-R7820P	D/F p.lam bullnose edge 78" x 20"	10	2	40	764.00	764.00	764.00	
EP-R7824P	D/F p.lam bullnose edge 78" x 24"	10	2	40	835.00	835.00	835.00	
EP-R7828P	D/F p.lam bullnose edge 78" x 28"	10	2	40	845.00	845.00	845.00	
EP-R7830P	D/F p.lam bullnose edge 78" x 30"	10	2	40	917.00	917.00	917.00	
EP-R9620P	D/F p.lam bullnose edge 96" x 20"	10	2	40	804.00	804.00	804.00	
EP-R9624P	D/F p.lam bullnose edge 96" x 24"	10	2	40	879.00	879.00	879.00	
EP-R9628P	D/F p.lam bullnose edge 96" x 28"	10	2	40	889.00	889.00	889.00	
EP-R9630P	D/F p.lam bullnose edge 96" x 30"	10	2	40	965.00	965.00	965.00	

# End Panels for Steel Shelving.

---

Product #	Description	Pk%	Cf	Lbs	Birch	Oak	Maple	Misc.
-----------	-------------	-----	----	-----	-------	-----	-------	-------



## Empire End Panels for Steel Shelving

Product #	Description	Pk%	Cf	Lbs	Birch	Oak	Maple	Misc.
EP-E4810	S/F 48" x 10"	10	1	14	605.00	576.00	605.00	
EP-E4812	S/F 48" x 12"	10	1	14	695.00	663.00	695.00	
EP-E4814	S/F 48" x 14"	10	1	14	717.00	682.00	717.00	
EP-E6610	S/F 66" x 10"	10	1	16	728.00	694.00	728.00	
EP-E6612	S/F 66" x 12"	10	1	16	771.00	734.00	771.00	
EP-E6614	S/F 66" x 14"	10	1	16	810.00	771.00	810.00	
EP-E7810	S/F 78" x 10"	10	1	20	748.00	712.00	748.00	
EP-E7812	S/F 78" x 12"	10	1	20	791.00	751.00	791.00	
EP-E7814	S/F 78" x 14"	10	1	20	861.00	817.00	861.00	
EP-E9610	S/F 96" x 10"	10	1	20	787.00	750.00	787.00	
EP-E9612	S/F 96" x 12"	10	1	20	832.00	792.00	832.00	
EP-E9614	S/F 96" x 14"	10	1	20	906.00	861.00	906.00	
EP-E4820	D/F 48" x 20"	10	1	28	883.00	840.00	883.00	
EP-E4824	D/F 48" x 24"	10	1	28	1141.00	1086.00	1141.00	
EP-E4828	D/F 48" x 28"	10	1	28	1195.00	1138.00	1195.00	
EP-E4830	D/F 48" x 30"	10	1	28	1274.00	1213.00	1274.00	
EP-E6620	D/F 66" x 20"	10	1	32	1203.00	1146.00	1203.00	
EP-E6624	D/F 66" x 24"	10	2	32	1332.00	1269.00	1332.00	
EP-E6628	D/F 66" x 28"	10	2	32	1389.00	1322.00	1389.00	
EP-E6630	D/F 66" x 30"	10	2	32	1487.00	1417.00	1487.00	
EP-E7820	D/F 78" x 20"	10	2	40	1252.00	1192.00	1252.00	
EP-E7824	D/F 78" x 24"	10	2	40	1354.00	1291.00	1354.00	
EP-E7828	D/F 78" x 28"	10	2	40	1366.00	1299.00	1366.00	
EP-E7830	D/F 78" x 30"	10	2	40	1470.00	1401.00	1470.00	
EP-E9620	D/F 96" x 20"	10	2	40	1318.00	1254.00	1318.00	
EP-E9624	D/F 96" x 24"	10	2	40	1425.00	1358.00	1425.00	
EP-E9628	D/F 96" x 28"	10	2	40	1437.00	1368.00	1437.00	
EP-E9630	D/F 96" x 30"	10	2	40	1548.00	1475.00	1548.00	

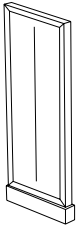
# End Panels for Steel Shelving.



## Aspen End Panels for Steel Shelving

Product #	Description	Pk%	Cf	Lbs	Birch	Oak	Maple	Misc.
EP-A4810	S/F 48" x 10"	10	1	14		431.00	454.00	
EP-A4812	S/F 48" x 12"	10	1	14		510.00	536.00	
EP-A4814	S/F 48" x 14"	10	1	14		532.00	557.00	
EP-A6610	S/F 66" x 10"	10	1	16		532.00	557.00	
EP-A6612	S/F 66" x 12"	10	1	16		567.00	595.00	
EP-A6614	S/F 66" x 14"	10	2	16		601.00	631.00	
EP-A7810	S/F 78" x 10"	10	2	20		539.00	564.00	
EP-A7812	S/F 78" x 12"	10	2	20		587.00	618.00	
EP-A7814	S/F 78" x 14"	10	2	20		654.00	687.00	
EP-A9610	S/F 96" x 10"	10	2	20		567.00	595.00	
EP-A9612	S/F 96" x 12"	10	2	20		619.00	651.00	
EP-A9614	S/F 96" x 14"	10	2	20		688.00	723.00	
EP-A4820	D/F 48" x 20"	10	1	28		582.00	612.00	
EP-A4824	D/F 48" x 24"	10	2	28		674.00	707.00	
EP-A4828	D/F 48" x 28"	10	2	28		724.00	760.00	
EP-A4830	D/F 48" x 30"	10	2	28		794.00	835.00	
EP-A6620	D/F 66" x 20"	10	2	32		688.00	723.00	
EP-A6624	D/F 66" x 24"	10	3	32		809.00	849.00	
EP-A6628	D/F 66" x 28"	10	3	32		860.00	902.00	
EP-A6630	D/F 66" x 30"	10	3	32		950.00	998.00	
EP-A7820	D/F 78" x 20"	10	3	40		723.00	757.00	
EP-A7824	D/F 78" x 24"	10	3	40		816.00	858.00	
EP-A7828	D/F 78" x 28"	10	4	40		829.00	870.00	
EP-A7830	D/F 78" x 30"	10	4	40		923.00	969.00	
EP-A9620	D/F 96" x 20"	10	3	40		760.00	797.00	
EP-A9624	D/F 96" x 24"	10	3	40		860.00	902.00	
EP-A9628	D/F 96" x 28"	10	4	40		872.00	916.00	
EP-A9630	D/F 96" x 30"	10	4	40		971.00	1019.00	

# End Panels for Steel Shelving.



## Princeton End Panels for Steel Shelving

Product #	Description	Pk%	Cf	Lbs	Birch	Oak	Maple	Misc.
EP-PR4810	S/F 48" x 10"	10	1	20		665.00	700.00	
EP-PR4812	S/F 48" x 12"	10	1	20		699.00	734.00	
EP-PR4814	S/F 48" x 14"	10	1	20		733.00	771.00	
EP-PR6610	S/F 66" x 10"	10	1	30		839.00	883.00	
EP-PR6612	S/F 66" x 12"	10	1	30		881.00	927.00	
EP-PR6614	S/F 66" x 14"	10	2	30		925.00	973.00	
EP-PR7810	S/F 78" x 10"	10	2	38		899.00	946.00	
EP-PR7812	S/F 78" x 12"	10	2	38		945.00	994.00	
EP-PR7814	S/F 78" x 14"	10	2	38		992.00	1044.00	
EP-PR9610	S/F 96" x 10"	10	2	38		947.00	996.00	
EP-PR9612	S/F 96" x 12"	10	2	38		994.00	1046.00	
EP-PR9614	S/F 96" x 14"	10	2	38		1044.00	1098.00	
EP-PR4820	D/F 48" x 20"	10	1	30		740.00	778.00	
EP-PR4824	D/F 48" x 24"	10	2	34		773.00	814.00	
EP-PR4828	D/F 48" x 28"	10	2	34		852.00	895.00	
EP-PR4830	D/F 48" x 30"	10	2	38		937.00	985.00	
EP-PR6620	D/F 66" x 20"	10	2	42		939.00	987.00	
EP-PR6624	D/F 66" x 24"	10	3	42		986.00	1038.00	
EP-PR6628	D/F 66" x 28"	10	3	48		1085.00	1141.00	
EP-PR6630	D/F 66" x 30"	10	3	48		1192.00	1254.00	
EP-PR7820	D/F 78" x 20"	10	3	56		1019.00	1072.00	
EP-PR7824	D/F 78" x 24"	10	3	56		1080.00	1137.00	
EP-PR7828	D/F 78" x 28"	10	4	65		1188.00	1251.00	
EP-PR7830	D/F 78" x 30"	10	4	68		1309.00	1377.00	
EP-PR9620	D/F 96" x 20"	10	3	56		1072.00	1128.00	
EP-PR9624	D/F 96" x 24"	10	3	56		1137.00	1197.00	
EP-PR9628	D/F 96" x 28"	10	4	65		1251.00	1316.00	
EP-PR9630	D/F 96" x 30"	10	4	68		1377.00	1448.00	

# End Panels for Steel Shelving.



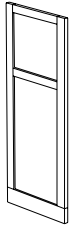
## Vista End Panels for Steel Shelving

Product #	Description	Pk%	Cf	Lbs	Birch	Oak	Maple	Misc.
EP-VT4810	S/F 48" x 10"	10	1	14		602.00	640.00	
EP-VT4812	S/F 48" x 12"	10	1	14		661.00	700.00	
EP-VT4814	S/F 48" x 14"	10	1	14		686.00	725.00	
EP-VT6610	S/F 66" x 10"	10	1	16		687.00	725.00	
EP-VT6612	S/F 66" x 12"	10	1	16		733.00	774.00	
EP-VT6614	S/F 66" x 14"	10	2	16		781.00	827.00	
EP-VT7810	S/F 78" x 10"	10	2	20		687.00	728.00	
EP-VT7812	S/F 78" x 12"	10	2	20		764.00	806.00	
EP-VT7814	S/F 78" x 14"	10	2	20		847.00	895.00	
EP-VT9610	S/F 96" x 10"	10	2	20		740.00	781.00	
EP-VT9612	S/F 96" x 12"	10	2	20		806.00	856.00	
EP-VT9614	S/F 96" x 14"	10	2	20		904.00	946.00	
EP-VT4820	D/F 48" x 20"	10	1	28		753.00	801.00	
EP-VT4824	D/F 48" x 24"	10	2	28		871.00	921.00	
EP-VT4828	D/F 48" x 28"	10	2	28		939.00	992.00	
EP-VT4830	D/F 48" x 30"	10	2	28		1031.00	1091.00	
EP-VT6620	D/F 66" x 20"	10	2	32		893.00	946.00	
EP-VT6624	D/F 66" x 24"	10	3	32		1047.00	1108.00	
EP-VT6628	D/F 66" x 28"	10	3	32		1113.00	1176.00	
EP-VT6630	D/F 66" x 30"	10	3	32		1194.00	1264.00	
EP-VT7820	D/F 78" x 20"	10	3	40		939.00	994.00	
EP-VT7824	D/F 78" x 24"	10	3	40		1055.00	1119.00	
EP-VT7828	D/F 78" x 28"	10	4	40		1077.00	1141.00	
EP-VT7830	D/F 78" x 30"	10	4	40		1229.00	1300.00	
EP-VT9620	D/F 96" x 20"	10	3	40		985.00	1040.00	
EP-VT9624	D/F 96" x 24"	10	3	40		1115.00	1180.00	
EP-VT9628	D/F 96" x 28"	10	4	40		1134.00	1201.00	
EP-VT9630	D/F 96" x 30"	10	4	40		1257.00	1332.00	

# End Panels for Steel Shelving.

---

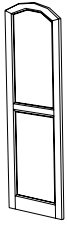
<b>Product #</b>	<b>Description</b>	<b>Pk%</b>	<b>Cf</b>	<b>Lbs</b>	<b>Birch</b>	<b>Oak</b>	<b>Maple</b>	<b>Misc.</b>
------------------	--------------------	------------	-----------	------------	--------------	------------	--------------	--------------



## Ambassador End Panels for Steel Shelving

<b>Product #</b>	<b>Description</b>	<b>Pk%</b>	<b>Cf</b>	<b>Lbs</b>	<b>Birch</b>	<b>Oak</b>	<b>Maple</b>	<b>Misc.</b>
EP-AB4810	S/F 48" x 10"	10	1	14		602.00	640.00	
EP-AB4812	S/F 48" x 12"	10	1	14		661.00	700.00	
EP-AB4814	S/F 48" x 14"	10	1	14		686.00	725.00	
EP-AB6610	S/F 66" x 10"	10	1	16		687.00	725.00	
EP-AB6612	S/F 66" x 12"	10	1	16		733.00	774.00	
EP-AB6614	S/F 66" x 14"	10	1	16		781.00	827.00	
EP-AB7810	S/F 78" x 10"	10	2	20		687.00	728.00	
EP-AB7812	S/F 78" x 12"	10	2	20		764.00	806.00	
EP-AB7814	S/F 78" x 14"	10	2	20		847.00	895.00	
EP-AB9610	S/F 96" x 10"	10	2	20		740.00	781.00	
EP-AB9612	S/F 96" x 12"	10	2	20		806.00	856.00	
EP-AB9614	S/F 96" x 14"	10	2	20		904.00	946.00	
EP-AB4820	D/F 48" x 20"	10	1	28		753.00	801.00	
EP-AB4824	D/F 48" x 24"	10	2	28		871.00	921.00	
EP-AB4828	D/F 48" x 28"	10	2	28		939.00	992.00	
EP-AB4830	D/F 48" x 30"	10	2	28		1031.00	1091.00	
EP-AB6620	D/F 66" x 20"	10	2	32		893.00	946.00	
EP-AB6624	D/F 66" x 24"	10	3	32		1047.00	1108.00	
EP-AB6628	D/F 66" x 28"	10	3	32		1113.00	1176.00	
EP-AB6630	D/F 66" x 30"	10	3	32		1194.00	1264.00	
EP-AB7820	D/F 78" x 20"	10	3	40		939.00	994.00	
EP-AB7824	D/F 78" x 24"	10	3	40		1055.00	1119.00	
EP-AB7828	D/F 78" x 28"	10	4	40		1077.00	1141.00	
EP-AB7830	D/F 78" x 30"	10	4	40		1229.00	1300.00	
EP-AB9620	D/F 96" x 20"	10	3	40		985.00	1040.00	
EP-AB9624	D/F 96" x 24"	10	3	40		1115.00	1180.00	
EP-AB9628	D/F 96" x 28"	10	4	40		1134.00	1201.00	
EP-AB9630	D/F 96" x 30"	10	4	40		1257.00	1332.00	

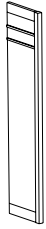
# End Panels for Steel Shelving.



## Bannister Collection End Panels for Steel Shelving

Product #	Description	Pk%	Cf	Lbs	Birch	Oak	Maple	Misc.
EP-BN4810	S/F 48" x 10"	10	1	14		740.00	785.00	
EP-BN4812	S/F 48" x 12"	10	1	14		777.00	823.00	
EP-BN4814	S/F 48" x 14"	10	1	14		817.00	865.00	
EP-BN6610	S/F 66" x 10"	10	1	16		845.00	895.00	
EP-BN6612	S/F 66" x 12"	10	1	16		870.00	922.00	
EP-BN6614	S/F 66" x 14"	10	1	16		896.00	950.00	
EP-BN7810	S/F 78" x 10"	10	2	20		886.00	939.00	
EP-BN7812	S/F 78" x 12"	10	2	20		912.00	968.00	
EP-BN7814	S/F 78" x 14"	10	2	20		941.00	998.00	
EP-BN9610	S/F 96" x 10"	10	2	20		930.00	986.00	
EP-BN9612	S/F 96" x 12"	10	2	20		957.00	1015.00	
EP-BN9614	S/F 96" x 14"	10	2	20		988.00	1047.00	
EP-BN4820	D/F 48" x 20"	10	1	28		926.00	981.00	
EP-BN4824	D/F 48" x 24"	10	2	28		1070.00	1133.00	
EP-BN4828	D/F 48" x 28"	10	2	28		1155.00	1224.00	
EP-BN4830	D/F 48" x 30"	10	2	28		1268.00	1344.00	
EP-BN6620	D/F 66" x 20"	10	2	32		1098.00	1164.00	
EP-BN6624	D/F 66" x 24"	10	3	32		1290.00	1367.00	
EP-BN6628	D/F 66" x 28"	10	3	32		1369.00	1452.00	
EP-BN6630	D/F 66" x 30"	10	3	32		1470.00	1558.00	
EP-BN7820	D/F 78" x 20"	10	3	40		1155.00	1224.00	
EP-BN7824	D/F 78" x 24"	10	3	40		1299.00	1377.00	
EP-BN7828	D/F 78" x 28"	10	4	40		1325.00	1405.00	
EP-BN7830	D/F 78" x 30"	10	4	40		1513.00	1604.00	
EP-BN9620	D/F 96" x 20"	10	3	40		1211.00	1284.00	
EP-BN9624	D/F 96" x 24"	10	3	40		1372.00	1455.00	
EP-BN9628	D/F 96" x 28"	10	4	40		1397.00	1479.00	
EP-BN9630	D/F 96" x 30"	10	4	40		1548.00	1640.00	

# End Panels for Steel Shelving.



## Element End Panels for Steel Shelving

Product #	Description	Pk%	Cf	Lbs	Birch	Oak	Maple	Misc.
EP-EL4810	S/F 48" x 10"	6	1	14		421.00	448.00	
EP-EL4812	S/F 48" x 12"	6	1	14		497.00	528.00	
EP-EL4814	S/f 48" x 14"	6	1	14		520.00	550.00	
EP-EL6610	S/F 66" x 10"	6	1	16		520.00	550.00	
EP-EL6612	S/F 66" x 12"	6	1	16		553.00	587.00	
EP-EL6614	S/F 66" x 14"	6	1	16		584.00	619.00	
EP-EL7810	S/F 72" x 10"	6	2	20		527.00	557.00	
EP-EL7812	S/F 72" x 12"	6	2	20		572.00	607.00	
EP-EL7814	S/F 72" x 14"	6	2	20		636.00	674.00	
EP-EL9610	S/F 96" x 10"	6	2	20		550.00	580.00	
EP-EL9612	S/F 96" x 12"	6	2	20		607.00	643.00	
EP-EL9614	S/F 96" x 14"	6	2	20		671.00	712.00	
EP-EL4820	D/F 48" x 20"	6	1	28		564.00	599.00	
EP-EL4824	D/F 48" x 24"	6	2	28		655.00	694.00	
EP-EL4828	D/F 48" x 28"	6	2	28		704.00	746.00	
EP-EL4830	D/F 48" x 30"	6	2	28		773.00	817.00	
EP-EL6620	D/F 66" x 20"	6	2	32		671.00	712.00	
EP-EL6624	D/F 66" x 24"	6	2	32		787.00	833.00	
EP-EL6628	D/F 66" x 28"	6	3	32		838.00	886.00	
EP-EL6630	D/F 66" x 30"	6	3	32		924.00	981.00	
EP-EL7820	D/F 78" x 20"	6	3	40		704.00	746.00	
EP-EL7824	D/F 78" x 24"	6	4	40		796.00	845.00	
EP-EL7828	D/F 78" x 28"	6	4	40		808.00	856.00	
EP-EL7830	D/F 78" x 30"	6	4	40		898.00	952.00	
EP-EL9620	D/F 96" x 20"	6	3	40		743.00	787.00	
EP-EL9624	D/F 96" x 24"	6	3	40		838.00	886.00	
EP-EL9628	D/F 96" x 28"	6	4	40		848.00	898.00	
EP-EL9630	D/F 96" x 30"	6	4	40		942.00	1000.00	

# End Panels for Steel Shelving.



## Linear End Panels for Steel Shelving

Product #	Description	Pk%	Cf	Lbs	Birch	Oak	Maple	Misc.
EP-LR4810	S/F 48" x 10"	6	1	17		486.00	509.00	
EP-LR4812	S/F 48" x 12"	6	1	28		557.00	584.00	
EP-LR4814	S/F 48" x 14"	6	1	14		576.00	602.00	
EP-LR6610	S/F 66" x 10"	6	1	16		587.00	618.00	
EP-LR6612	S/F 66" x 12"	6	1	16		622.00	655.00	
EP-LR6614	S/F 66" x 14"	6	1	16		653.00	686.00	
EP-LR7810	S/F 78" x 10"	6	2	20		602.00	632.00	
EP-LR7812	S/F 78" x 12"	6	2	20		636.00	666.00	
EP-LR7814	S/F 78" x 14"	6	2	20		689.00	724.00	
EP-LR9610	S/F 96" x 10"	6	2	20		636.00	671.00	
EP-LR9612	S/F 96" x 12"	6	2	20		671.00	704.00	
EP-LR9614	S/F 96" x 14"	6	2	20		724.00	762.00	
EP-LR4820	D/F 48" x 20"	6	1	28		704.00	739.00	
EP-LR4824	D/F 48" x 24"	6	2	28		912.00	958.00	
EP-LR4828	D/F 48" x 28"	6	2	28		958.00	1003.00	
EP-LR4830	D/F 48" x 30"	6	2	28		1015.00	1068.00	
EP-LR6620	D/F 66" x 20"	6	2	32		962.00	1008.00	
EP-LR6624	D/F 66" x 24"	6	3	32		1068.00	1121.00	
EP-LR6628	D/F 66" x 28"	6	3	32		1114.00	1167.00	
EP-LR6630	D/F 66" x 30"	6	3	32		1193.00	1249.00	
EP-LR7820	D/F 78" x 20"	6	3	40		1000.00	1026.00	
EP-LR7824	D/F 78" x 24"	6	4	40		1086.00	1139.00	
EP-LR7828	D/F 78" x 28"	6	4	40		1091.00	1144.00	
EP-LR7830	D/F 78" x 30"	6	4	40		1177.00	1234.00	
EP-LR9620	D/F 96" x 20"	6	3	40		1056.00	1109.00	
EP-LR9624	D/F 96" x 24"	6	3	40		1144.00	1200.00	
EP-LR9628	D/F 96" x 28"	6	4	40		1151.00	1207.00	
EP-LR9630	D/F 96" x 30"	6	4	40		1241.00	1302.00	

# End Panels for Steel Shelving.

---

<b>Product #</b>	<b>Description</b>	<b>Pk%</b>	<b>Cf</b>	<b>Lbs</b>	<b>Birch</b>	<b>Oak</b>	<b>Maple</b>	<b>Misc.</b>
------------------	--------------------	------------	-----------	------------	--------------	------------	--------------	--------------



## Form End Panels for Steel Shelving

<b>Product #</b>	<b>Description</b>	<b>Pk%</b>	<b>Cf</b>	<b>Lbs</b>	<b>Birch</b>	<b>Oak</b>	<b>Maple</b>	<b>Misc.</b>
EP-FM4810	S/F 48" x 10"	6	1	17		664.00	701.00	
EP-FM4812	S/F 48" x 12"	6	1	14		727.00	769.00	
EP-FM4814	S/F 48" x 14"	6	1	14		743.00	787.00	
EP-FM6610	S/F 66" x 10"	6	1	16		734.00	780.00	
EP-FM6612	S/F 66" x 12"	6	1	16		764.00	810.00	
EP-FM6614	S/F 66"x 14"	6	1	16		796.00	840.00	
EP-FM7810	S/F 78" x 10"	6	2	20		762.00	806.00	
EP-FM7812	S/F 78" x 12"	6	2	20		799.00	848.00	
EP-FM7814	S/F 78" x 14"	6	2	20		852.00	901.00	
EP-FM9610	S/F 96" x 10"	6	2	20		787.00	833.00	
EP-FM9612	S/F 96" x 12"	6	2	20		833.00	883.00	
EP-FM9614	S/F 96" x 14"	6	2	20		886.00	940.00	
EP-FM4820	D/F 48" x 20"	6	1	28		764.00	810.00	
EP-FM4824	D/F 48" x 24"	6	2	28		837.00	885.00	
EP-FM4828	D/F 48" x 28"	6	2	28		878.00	931.00	
EP-FM4830	D/F 48" x 30"	6	2	28		931.00	985.00	
EP-FM6620	D/F 66" x 20"	6	2	32		840.00	889.00	
EP-FM6624	D/F 66" x 24"	6	3	32		931.00	985.00	
EP-FM6628	D/F 66" x 28"	6	3	32		1003.00	1063.00	
EP-FM6630	D/F 66" x 30"	6	3	32		1040.00	1101.00	
EP-FM7820	D/F 78" x 20"	6	3	40		883.00	935.00	
EP-FM7824	D/F 78" x 24"	6	4	40		954.00	1011.00	
EP-FM7828	D/F 78" x 28"	6	4	40		970.00	1026.00	
EP-FM7830	D/F 78" x 30"	6	4	40		1038.00	1098.00	
EP-FM9620	D/F 96" x 20"	6	3	40		917.00	970.00	
EP-FM9624	D/F 96" x 24"	6	3	40		992.00	1049.00	
EP-FM9628	D/F 96" x 28"	6	4	40		1015.00	1075.00	
EP-FM9630	D/F 96" x 30"	6	4	40		1079.00	1142.00	

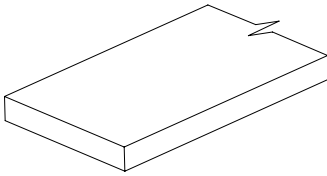
# End Panels for Steel Shelving.



## Fusion End Panels for Steel Shelving

Product #	Description	Pk%	Cf	Lbs	Birch	Oak	Maple	Misc.
EP-F4810	S/F 48" x 10"	10	1	14		498.00	521.00	
EP-F4812	S/F 48" x 12"	10	1	14		572.00	603.00	
EP-F4814	S/F 48" x 14"	10	1	14		592.00	622.00	
EP-F6610	S/F 66" x 10"	10	1	16		599.00	631.00	
EP-F6612	S/F 66" x 12"	10	1	16		635.00	670.00	
EP-F6614	S/F 66" x 14"	10	2	16		665.00	700.00	
EP-F7810	S/F 78" x 10"	10	2	20		615.00	647.00	
EP-F7812	S/F 78" x 12"	10	2	20		654.00	684.00	
EP-F7814	S/F 78" x 14"	10	2	20		704.00	743.00	
EP-F9610	S/F 96" x 10"	10	2	20		649.00	688.00	
EP-F9612	S/F 96" x 12"	10	2	20		674.00	720.00	
EP-F9614	S/F 96" x 14"	10	2	20		743.00	781.00	
EP-F4820	D/F 48" x 20"	10	1	28		724.00	763.00	
EP-F4824	D/F 48" x 24"	10	2	28		937.00	985.00	
EP-F4828	D/F 48" x 28"	10	2	28		980.00	1031.00	
EP-F4830	D/F 48" x 30"	10	2	28		1042.00	1101.00	
EP-F6620	D/F 66" x 20"	10	2	32		987.00	1039.00	
EP-F6624	D/F 66" x 24"	10	3	32		1096.00	1151.00	
EP-F6628	D/F 66" x 28"	10	3	32		1144.00	1197.00	
EP-F6630	D/F 66" x 30"	10	3	32		1224.00	1284.00	
EP-F7820	D/F 78" x 20"	10	3	40		1027.00	1080.00	
EP-F7824	D/F 78" x 24"	10	3	40		1116.00	1171.00	
EP-F7828	D/F 78" x 28"	10	4	40		1124.00	1183.00	
EP-F7830	D/F 78" x 30"	10	4	40		1210.00	1272.00	
EP-F9620	D/F 96" x 20"	10	3	40		1090.00	1139.00	
EP-F9624	D/F 96" x 24"	10	3	40		1178.00	1233.00	
EP-F9628	D/F 96" x 28"	10	4	40		1185.00	1245.00	
EP-F9630	D/F 96" x 30"	10	4	40		1275.00	1315.00	

# Continuous Tops for Steel Shelving



## Beta Continuous Tops for Steel Shelving

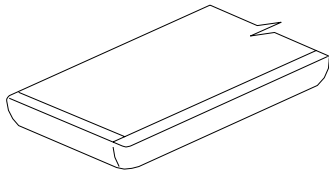
-1 3/16" thick for steel shelving c/w p/l top and brown backer sheet.  
-1/4" Solid Internal Banding.

Product #	Description	Pk%	Cf	Lbs	Birch	Oak	Maple	Misc.
CT-B14-36	Canopy top s/f 14" x 36"	10		30	155.00	155.00	155.00	
CT-B14-72	Canopy top s/f 14" x 72"	10		60	309.00	309.00	309.00	
CT-B14-108	Canopy top s/f 14" x 108"	10		90	463.00	463.00	463.00	
CT-B14-144	Canopy top s/f 14" x 144"	10		120	617.00	617.00	617.00	
CT-B14-180	Canopy top s/f 14" x 180"	10		150	770.00	770.00	770.00	
CT-B14-216	Canopy top s/f 14" x 216"	10		180	924.00	924.00	924.00	
CT-B14-252	Canopy top s/f 14" x 252"	10		210	1163.00	1163.00	1163.00	
CT-B14-288	Canopy top s/f 14" x 288"	10		240	1329.00	1329.00	1329.00	
CT-B26-36	Canopy top d/f 26" x 36"	10		60	231.00	231.00	231.00	
CT-B26-72	Canopy top d/f 26" x 72"	10		120	461.00	461.00	461.00	
CT-B26-108	Canopy top d/f 26" x 108"	10		180	691.00	691.00	691.00	
CT-B26-144	Canopy top d/f 26" x 144"	10		240	921.00	921.00	921.00	
CT-B26-180	Canopy top d/f 26" x 180"	10		300	1151.00	1151.00	1151.00	
CT-B26-216	Canopy top d/f 26" x 216"	10		360	1381.00	1381.00	1381.00	
CT-B26-252	Canopy top d/f 26" x 252"	10		420	1739.00	1739.00	1739.00	
CT-B26-288	Canopy top d/f 26" x 288"	10		480	1988.00	1988.00	1988.00	
CT-B30-36	Canopy top d/f 30" x 36"	10		75	260.00	260.00	260.00	
CT-B30-72	Canopy top d/f 30" x 72"	10		150	518.00	518.00	518.00	
CT-B30-108	Canopy top d/f 30" x 108"	10		225	778.00	778.00	778.00	
CT-B30-144	Canopy top d/f 30" x 144"	10		300	1036.00	1036.00	1036.00	
CT-B30-180	Canopy top d/f 30" x 180"	10		375	1295.00	1295.00	1295.00	
CT-B30-216	Canopy top d/f 30" x 216"	10		450	1553.00	1553.00	1553.00	
CT-B30-252	Canopy top d/f 30" x 252"	10		525	1957.00	1957.00	1957.00	
CT-B30-288	Canopy top d/f 30" x 288"	10		600	2236.00	2236.00	2236.00	

# Continuous Tops for Steel Shelving

---

Product #	Description	Pk%	Cf	Lbs	Birch	Oak	Maple	Misc.
-----------	-------------	-----	----	-----	-------	-----	-------	-------



## Delicato Continuous Tops for Steel Shelving

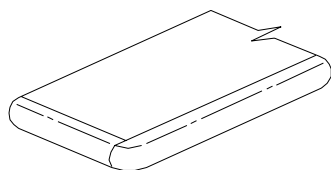
-1 3/16" thick for steel shelving c/w p/l top and brown backer sheet.  
 -5/8" Solid external banding.

Product #	Description	Pk%	Cf	Lbs	Birch	Oak	Maple	Misc.
CT-D14-36	Canopy top s/f 14" x 36"	10		30	231.00	231.00	231.00	
CT-D14-72	Canopy top s/f 14" x 72"	10		60	461.00	461.00	461.00	
CT-D14-108	Canopy top s/f 14"x108"	10		90	691.00	691.00	691.00	
CT-D14-144	Canopy top s/f 14" x 144"	10		120	921.00	921.00	921.00	
CT-D14-180	Canopy top s/f 14" x 180"	10		150	1151.00	1151.00	1151.00	
CT-D14-216	Canopy top s/f 14" x 216"	10		170	1381.00	1381.00	1381.00	
CT-D14-252	Canopy top s/f 14" x 252"	10		180	1739.00	1739.00	1739.00	
CT-D14-288	Canopy top s/f 14" x 288"	10		210	1988.00	1988.00	1988.00	
CT-D26-36	Canopy top d/f 26" x 36"	10		60	387.00	387.00	387.00	
CT-D26-72	Canopy top d/f 26" x 72"	10		120	771.00	771.00	771.00	
CT-D26-108	Canopy top d/f 26"x108"	10		180	1157.00	1157.00	1157.00	
CT-D26-144	Canopy top d/f 26" x 144"	10		240	1542.00	1542.00	1542.00	
CT-D26-180	Canopy top d/f 26" x 180"	10		300	1928.00	1928.00	1928.00	
CT-D26-216	Canopy top d/f 26"x 216"	10		360	2312.00	2312.00	2312.00	
CT-D26-252	Canopy top d/f 26" x 252"	10		420	2913.00	2913.00	2913.00	
CT-D26-288	Canopy top d/f 26" x 288"	10		480	3330.00	3330.00	3330.00	
CT-D30-36	Canopy top d/f 30" x 36"	10		75	444.00	444.00	444.00	
CT-D30-72	Canopy top d/f 30" x 72"	10		150	886.00	886.00	886.00	
CT-D30-108	Canopy top d/f 30"x108"	10		225	1330.00	1330.00	1330.00	
CT-D30-144	Canopy top d/f 30" x 144"	10		300	1769.00	1769.00	1769.00	
CT-D30-180	Canopy top d/f 30" x 180"	10		375	2212.00	2212.00	2212.00	
CT-D30-216	Canopy top d/f 30"x 216"	10		450	2655.00	2655.00	2655.00	
CT-D30-252	Canopy top d/f 30" x 252"	10		525	3345.00	3345.00	3345.00	
CT-D30-288	Canopy top d/f 30" x 288"	10		600	3823.00	3823.00	3823.00	

# Continuous Tops for Steel Shelving

---

Product #	Description	Pk%	Cf	Lbs	Birch	Oak	Maple	Misc.
-----------	-------------	-----	----	-----	-------	-----	-------	-------



## Ronda Continuous Tops for Steel Shelving

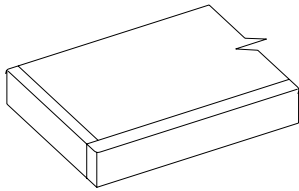
-1 3/16" thick for steel shelving c/w p/l top and brown backer sheet.  
 -3/4" Solid external bullnose edge.

Product #	Description	Pk%	Cf	Lbs	Birch	Oak	Maple	Misc.
CT-R14-36	Canopy top s/f 14" x 36"	10		30	263.00	263.00	263.00	
CT-R14-72	Canopy top s/f 14" x 72"	10		60	525.00	525.00	525.00	
CT-R14-108	Canopy top s/f 14"x 108"	10		90	786.00	786.00	786.00	
CT-R14-144	Canopy top s/f 14" x 144"	10		120	1047.00	1047.00	1047.00	
CT-R14-180	Canopy top s/f 14" x 180"	10		150	1309.00	1309.00	1309.00	
CT-R14-216	Canopy top s/f 14"x 216"	10		180	1571.00	1571.00	1571.00	
CT-R14-252	Canopy top s/f 14" x 252"	10		210	1979.00	1979.00	1979.00	
CT-R14-288	Canopy top s/f 14" x 288"	10		240	2261.00	2261.00	2261.00	
CT-R26-36	Canopy top d/f 26" x 36"	10		60	463.00	463.00	463.00	
CT-R26-72	Canopy top d/f 26" x 72"	10		120	924.00	924.00	924.00	
CT-R26-108	Canopy top d/f 26"x 108"	10		180	1385.00	1385.00	1385.00	
CT-R26-144	Canopy top d/f 26" x 144"	10		240	1847.00	1847.00	1847.00	
CT-R26-180	Canopy top d/f 26" x 180"	10		300	2309.00	2309.00	2309.00	
CT-R26-216	Canopy top d/f 26"x 216"	10		360	2770.00	2770.00	2770.00	
CT-R26-252	Canopy top d/f 26" x 252"	10		420	3488.00	3488.00	3488.00	
CT-R26-288	Canopy top d/f 26" x 288"	10		480	3986.00	3986.00	3986.00	
CT-R30-36	Canopy top d/f 30" x 36"	10		75	533.00	533.00	533.00	
CT-R30-72	Canopy top d/f 30" x 72"	10		150	1065.00	1065.00	1065.00	
CT-R30-108	Canopy top d/f 30"x 108"	10		225	1597.00	1597.00	1597.00	
CT-R30-144	Canopy top d/f 30" x 144"	10		300	2128.00	2128.00	2128.00	
CT-R30-180	Canopy top d/f 30" x 180"	10		375	2660.00	2660.00	2660.00	
CT-R30-216	Canopy top d/f 30"x 216"	10		450	3193.00	3193.00	3193.00	
CT-R30-252	Canopy top d/f 30" x 252"	10		525	4022.00	4022.00	4022.00	
CT-R30-288	Canopy top d/f 30" x 288"	10		600	4597.00	4597.00	4597.00	

# Continuous Tops for Steel Shelving

---

<b>Product #</b>	<b>Description</b>	<b>Pk%</b>	<b>Cf</b>	<b>Lbs</b>	<b>Birch</b>	<b>Oak</b>	<b>Maple</b>	<b>Misc.</b>
------------------	--------------------	------------	-----------	------------	--------------	------------	--------------	--------------



## Ambassador Continuous Tops for Steel Shelving

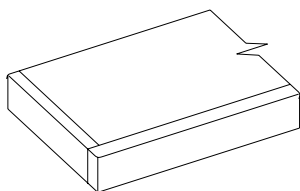
-1 3/16" thick for steel shelving c/w p/l top and brown backer sheet.

<b>Product #</b>	<b>Description</b>	<b>Pk%</b>	<b>Cf</b>	<b>Lbs</b>	<b>Birch</b>	<b>Oak</b>	<b>Maple</b>	<b>Misc.</b>
CT-AB14-36	Canopy top s/f 14" x 36"	10		30		263.00	263.00	
CT-AB14-72	Canopy top s/f 14" x 72"	10		60		525.00	525.00	
CT-AB14-108	Canopy top s/f 14" x 108"	10		90		786.00	786.00	
CT-AB14-144	Canopy top s/f 14" x 144"	10		120		1047.00	1047.00	
CT-AB14-180	Canopy top s/f 14" x 180"	10		150		1309.00	1309.00	
CT-AB14-216	Canopy top s/f 14" x 216"	10		180		1571.00	1571.00	
CT-AB14-252	Canopy top s/f 14" x 252"	10		210		1834.00	1834.00	
CT-AB14-288	Canopy top s/f 14" x 288"	10		240		2096.00	2096.00	
CT-AB26-36	Canopy top d/f 26" x 36"	10		60		463.00	463.00	
CT-AB26-72	Canopy top d/f 26" x 72"	10		120		924.00	924.00	
CT-AB26-108	Canopy top d/f 26" w x 108"	10		180		1385.00	1385.00	
CT-AB26-144	Canopy top d/f 26" x 144"	10		240		1847.00	1847.00	
CT-AB26-180	Canopy top d/f 26" x 180"	10		300		2309.00	2309.00	
CT-AB26-216	Canopy top d/f 26" x 216"	10		360		2770.00	2770.00	
CT-AB26-252	Canopy top d/f 26" x 252"	10		420		3232.00	3232.00	
CT-AB26-288	Canopy top d/f 26" x 288"	10		480		3694.00	3694.00	
CT-AB30-36	Canopy top d/f 30" x 36"	10		75		533.00	533.00	
CT-AB30-72	Canopy top d/f 30" x 72"	10		150		1065.00	1065.00	
CT-AB30-108	Canopy top d/f 30" x 108"	10		180		1597.00	1597.00	
CT-AB30-144	Canopy top d/f 30" x 144"	10		255		2128.00	2128.00	
CT-AB30-180	Canopy top d/f 30" x 180"	10		330		2660.00	2660.00	
CT-AB30-216	Canopy top d/f 30" x 216"	10		405		3193.00	3193.00	
CT-AB30-252	Canopy top d/f 30" x 252"	10		480		3725.00	3725.00	
CT-AB30-288	Canopy top d/f 30" x 288"	10		555		4258.00	4258.00	

# Continuous Tops for Steel Shelving

---

Product #	Description	Pk%	Cf	Lbs	Birch	Oak	Maple	Misc.
-----------	-------------	-----	----	-----	-------	-----	-------	-------



## Bannister Collection Continuous Tops for Steel Shelving

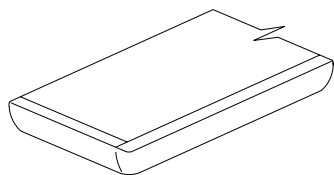
-1 3/16" thick for steel shelving c/w P/L top and brown backer sheet.

Product #	Description	Pk%	Cf	Lbs	Birch	Oak	Maple	Misc.
CT-BN14-36	Canopy top s/f 14" x 36"	10		30		302.00	302.00	
CT-BN14-72	Canopy top s/f 14" x 72"	10		60		603.00	603.00	
CT-BN14-108	Canopy top s/f 14" x 108"	10		90		903.00	903.00	
CT-BN14-144	Canopy top s/f 14" x 144"	10		120		1206.00	1206.00	
CT-BN14-180	Canopy top s/f 14" x 180"	10		150		1506.00	1506.00	
CT-BN14-216	Canopy top s/f 14" x 216"	10		180		1807.00	1807.00	
CT-BN14-252	Canopy top s/f 14" x 252"	10		210		2117.00	2117.00	
CT-BN14-288	Canopy top s/f 14" x 288"	10		240		2439.00	2439.00	
CT-BN26-36	Canopy top d/f 26" x 36"	10		60		532.00	532.00	
CT-BN26-72	Canopy top d/f 26" x 72"	10		120		1062.00	1062.00	
CT-BN26-108	Canopy top d/f 26" w x 108"	10		180		1592.00	1592.00	
CT-BN26-144	Canopy top d/f 26" x 144"	10		240		2123.00	2123.00	
CT-BN26-180	Canopy top d/f 26" x 180"	10		300		2655.00	2655.00	
CT-BN26-216	Canopy top d/f 26" x 216"	10		360		3185.00	3185.00	
CT-BN26-252	Canopy top d/f 26" x 252"	10		420		3727.00	3727.00	
CT-BN26-288	Canopy top d/f 26" x 288"	10		480		4267.00	4267.00	
CT-BN30-36	Canopy top d/f 30" x 36"	10		75		612.00	612.00	
CT-BN30-72	Canopy top d/f 30" x 72"	10		150		1225.00	1225.00	
CT-BN30-108	Canopy top d/f 30" x 108"	10		180		1836.00	1836.00	
CT-BN30-144	Canopy top d/f 30" x 144"	10		255		2448.00	2448.00	
CT-BN30-180	Canopy top d/f 30" x 180"	10		330		3058.00	3058.00	
CT-BN30-216	Canopy top d/f 30" x 216"	10		405		3671.00	3671.00	
CT-BN30-252	Canopy top d/f 30" x 252"	10		480		4290.00	4290.00	
CT-BN30-288	Canopy top d/f 30" x 288"	10		555		4909.00	4909.00	

# Continuous Tops for Steel Shelving

---

Product #	Description	Pk%	Cf	Lbs	Birch	Oak	Maple	Misc.
-----------	-------------	-----	----	-----	-------	-----	-------	-------

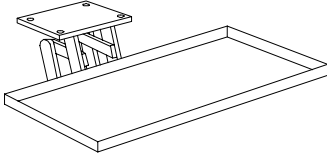


## Element Continuous Tops for Steel Shelving

-1 3/16" thick for steel shelving c/w P/L top and brown backer sheet.

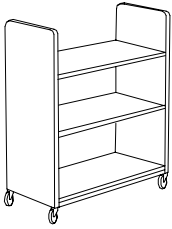
Product #	Description	Pk%	Cf	Lbs	Birch	Oak	Maple	Misc.
CT-EL14-36	Canopy top s/f 14" x 36"	10		30		231.00	231.00	
CT-EL14-72	Canopy top s/f 14" x 72"	10		60		461.00	461.00	
CT-EL14-108	Canopy top s/f 14" x 108"	10		90		691.00	691.00	
CT-EL14-144	Canopy top s/f 14" x 144"	10		120		921.00	921.00	
CT-EL14-180	Canopy top s/f 14" x 180"	10		150		1151.00	1151.00	
CT-EL14-216	Canopy top s/f 14" x 216"	10		180		1381.00	1381.00	
CT-EL14-252	Canopy top s/f 14" x 252"	10		210		1739.00	1739.00	
CT-EL14-288	Canopy top s/f 14" x 288"	10		240		1988.00	1988.00	
CT-EL26-36	Canopy top d/f 26" x 36"	10		60		387.00	387.00	
CT-EL26-72	Canopy top d/f 26" x 72"	10		120		771.00	771.00	
CT-EL26-108	Canopy top d/f 26" x 108"	10		180		1157.00	1157.00	
CT-EL26-144	Canopy top d/f 26" x 144"	10		240		1542.00	1542.00	
CT-EL26-180	Canopy top d/f 26" x 180"	10		300		1928.00	1928.00	
CT-EL26-216	Canopy top d/f 26" x 216"	10		360		2312.00	2312.00	
CT-EL26-252	Canopy top d/f 26" x 252"	10		420		2698.00	2698.00	
CT-EL26-288	Canopy top d/f 26" x 288"	10		480		3085.00	3085.00	
CT-EL30-36	Canopy top d/f 30" x 36"	10		75		444.00	444.00	
CT-EL30-72	Canopy top d/f 30" x 72"	10		150		886.00	886.00	
CT-EL30-108	Canopy top d/f 30" x 108"	10		225		1330.00	1330.00	
CT-EL30-144	Canopy tops d/f 30" x 144"	10		300		1769.00	1769.00	
CT-EL30-180	Canopy top d/f 30" x 180"	10		375		2212.00	2212.00	
CT-EL30-216	Canopy top d/f 30" x 216"	10		450		2655.00	2655.00	
CT-EL30-252	Canopy top d/f 30" x 252"	10		525		3099.00	3099.00	
CT-EL30-288	Canopy top d/f 30" x 288"	10		600		3543.00	3543.00	

# Desk Accessories

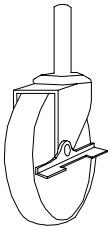


Product #	Description	Pk%	Cf	Lbs	Birch	Oak	Maple	Misc.
CD-M20	Mobile open shelf pedestal	10	8	65	1665.00	1585.00	1665.00	
CD-M30	Mobile cupboard unit pedestal	10	8	70	1998.00	1903.00	1998.00	
CD-M40	Mobile drawer unit pedestal	10	8	75	2165.00	2061.00	2165.00	
CD-M50	Mobile file unit	6	8	75	2165.00	2061.00	2165.00	
CD-250-BF	1 Box, 1 file pedestal	6	4	50	1149.00	1000.00	1149.00	
CD-250-B3	3 Box pedestal	6	4	50	1341.00	1167.00	1341.00	
CD-250-F2	2 File pedestal	6	4	50	1390.00	1208.00	1390.00	
CD-250-2BF	2 Box, 1 file pedestal	6	4	50	1390.00	1208.00	1390.00	
CD-250-CPU	CPU storage pedestal	6	6	70	1332.00	1269.00	1332.00	
CD-250-P	Pencil drawer	6	0.5	10	525.00	502.00	525.00	
CD-250-PK	Pull-out keyboard		0.5	15				242.00
CD-250-AK	Articulating keyboard		0.5	15				815.00
CD-200-32	Swing gate 32"	10	1	10	1050.00	1000.00	1050.00	
CD-200-39	Swing gate 39"	10	1	10	1050.00	1000.00	1050.00	
CD-135	Call slip box		2	0.5	113.00		113.00	
CD-136	Single charge tray - short	6	0.1	3	111.00		111.00	
CD-137	Single charge tray - long	6	0.2	5	164.00		164.00	

# Book Trucks



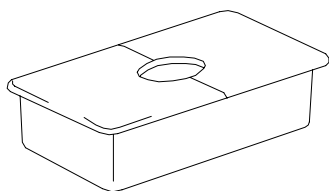
Product #	Description	Pk%	Cf	Lbs	Birch	Oak	Maple	Misc.
T-100-39	Book return truck	6	12	90	2876.00	2056.00	2876.00	
T-100-32	Book return truck small	6	11	80	2876.00	2056.00	2876.00	
T-101	Depressible book truck with lid	6	16	120	3472.00	2482.00	3472.00	
T-102	Wood truck 3 flat shelf	6	11	65	932.00	860.00	932.00	
T-103	Wood display truck, double sided	6	11	65	1041.00	964.00	1041.00	
T-104	Wood display truck, single sided	6	11	65	1098.00	1017.00	1098.00	
T-102X	Oversize truck 3 flat shelf	6	12	70	956.00	902.00	956.00	
T-103X	Oversize display truck, d/f	6	12	70	1087.00	1026.00	1087.00	
T-104X	Oversize display truck, s/f	6	12	70	1087.00	1026.00	1087.00	
T-275	Steel truck 3 flat shelf	6	11	65				631.00
T-276	Steel display truck, double sided	6	11	65				694.00
T-600	Book body truck							794.00



## Options

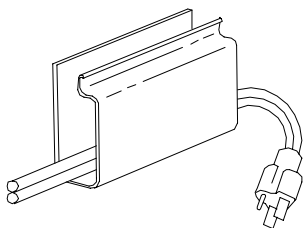
Product #	Description	Pk%	Cf	Lbs	Birch	Oak	Maple	Misc.
T-RB	Rubber bumpers (4)	6		4				222.00
T-LC	Locking casters (2)	6		1.5				35.00
T-5C	5" Diameter casters (4)	6		1.6				35.00
T-299	Special paint colours for book truck	6						327.00

# Electrical



## Grommets

Product #	Description	Pk%	Cf	Lbs	Birch	Oak	Maple	Misc.
P-G2D	2" Diameter grommet	10		0.1				88.00
P-G3D	3" Diameter grommet	10		0.1				88.00
P-G2X3	2" x 3" Square grommet	10		0.1				88.00
P-AGS-3D	3" Diameter access grommet sleeve	10		0.1				88.00
P-PPG	Printer paper grommet	10		0.1				88.00



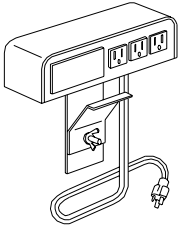
## Management Systems

Product #	Description	Pk%	Cf	Lbs	Birch	Oak	Maple	Misc.
P-OWMT-30	Open wire management channel 30"w	10	0.3	1				73.00
P-BMJC-29	Back mount J-channel 29"	10	0.4	4				109.00
P-BMJC-32	Back mount J-channel 32"	10	0.4	4				109.00
P-BMJC-35	Back mount J-channel 35"	10	0.4	4				109.00
P-BMJC-41	Back mount J-channel 41"	10	0.4	4				109.00
P-BMJC-47	Back mount J-channel 47"	10	0.4	4				109.00
P-TMJC-29	Top mount J-channel 29"	10	0.4	4				109.00
P-TMJC-32	Top mount J-channel 32"	10	0.4	4				109.00
P-TMJC-35	Top mount J-channel 35"	10	0.4	4				109.00
P-TMJC-41	Top mount J-channel 41"	10	0.4	4				109.00
P-TMJC-47	Top mount J-channel 47"	10	0.4	4				109.00
P-VWM	Verticle wire manager	10	0.2	2				109.00
P-WLWM	Wood leg wire manager	10	0.5	5				288.00
P-SLWM	Steel leg wire manager	10	0.5	5				288.00

# Electrical

---

<b>Product #</b>	<b>Description</b>	<b>Pk%</b>	<b>Cf</b>	<b>Lbs</b>	<b>Birch</b>	<b>Oak</b>	<b>Maple</b>	<b>Misc.</b>
------------------	--------------------	------------	-----------	------------	--------------	------------	--------------	--------------



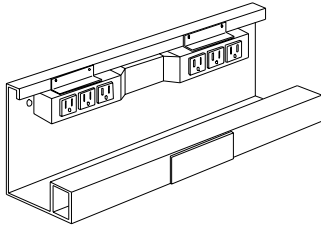
## Power Bars

<b>Product #</b>	<b>Description</b>	<b>Pk%</b>	<b>Cf</b>	<b>Lbs</b>	<b>Birch</b>	<b>Oak</b>	<b>Maple</b>	<b>Misc.</b>
P-SPC-4	4 Outlet slimline power column	10	0.1	1				109.00
P-SPC-6	6 Outlet slimline power column	10	0.1	1				124.00
P-PPC	3 Outlet pop-up power column	10	0.5	4				288.00
P-PPD	Double pop-up station	10	1	8				288.00
P-PL3	3 Outlet power leg	10	0.1	4				288.00
P-PCD3-13	3 Outlet power data column 13"		0.3	3				333.00
P-PCD3-16	3 Outlet power data column 16"		0.3	3				333.00
P-PCD4-20	4 Outlet power data column 20"		0.5	4				380.00
P-DT3D	Desk top power data station		0.1	2				256.00
P-PDS	Power data sphere		0.2	5				339.00
P-100F	Flip up station - daisy chained		0.2	5				433.00
P-100H	Flip up station - hard wired		0.2	5				418.00
P-100J	Junior Flip Up Station							360.00
P-100WM	Wire manager							173.00

# Electrical

---

<b>Product #</b>	<b>Description</b>	<b>Pk%</b>	<b>Cf</b>	<b>Lbs</b>	<b>Birch</b>	<b>Oak</b>	<b>Maple</b>	<b>Misc.</b>
------------------	--------------------	------------	-----------	------------	--------------	------------	--------------	--------------

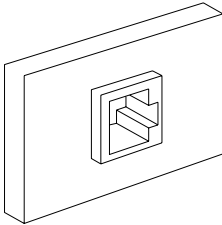


## PA-20 Systems

Product #	Description	Pk%	Cf	Lbs	Birch	Oak	Maple	Misc.
P20-WM-29	Wire management 29"		0.4	5				231.00
P20-WM-32	Wire management 32"		0.4	5				231.00
P20-WM-35	Wire management 35"		0.4	5				231.00
P20-WM-41	Wire management 41"		0.4	5				231.00
P20-WM-47	Wire management 47"		0.4	5				231.00
P20-1TWM-29-83	1 Triplex wire management 29"		0.4	8				504.00
P20-1TWM-32-83	1 Triplex wire management 32"		0.4	8				504.00
P20-1TWM-35-83	1 Triplex wire management 35"		0.4	8				612.00
P20-1TWM-41-83	1 Triplex wire management 41"		0.4	8				612.00
P20-1TWM-47-83	1 Triplex wire management 47"		0.4	8				612.00
P20-1TWM-29-84	1 Triplex wire management 29"		0.4	8				504.00
P20-1TWM-32-84	1 Triplex wire management 32"		0.4	8				504.00
P20-1TWM-35-84	1 Triplex wire management 35"		0.4	8				612.00
P20-1TWM-41-84	1 Triplex wire management 41"		0.4	8				612.00
P20-1TWM-47-84	1 Triplex wire management 47"		0.4	8				612.00
P20-2TWM-29-83	2 Triplex wire management 29"		0.4	8				612.00
P20-2TWM-32-83	2 Triplex wire management 32"		0.4	8				612.00
P20-2TWM-35-83	2 Triplex wire management 35"		0.4	8				720.00
P20-2TWM-41-83	2 Triplex wire management 41"		0.4	8				720.00
P20-2TWM-47-83	2 Triplex wire management 47"		0.4	8				720.00
P20-2TWM-29-84	2 Triplex wire management 29"		0.4	8				612.00
P20-2TWM-32-84	2 Triplex wire management 32"		0.4	8				612.00
P20-2TWM-35-84	2 Triplex wire management 35"		0.4	8				720.00
P20-2TWM-41-84	2 Triplex wire management 41"		0.4	8				720.00
P20-2TWM-47-84	2 Triplex wire management 47"		0.4	8				720.00
P20-PCD3-13-83	3 Outlet power data column 13"		0.2	2.5				518.00
P20-PCD3-16-83	3 Outlet power data column 16"		0.2	2.5				518.00
P20-PCD3-13-84	3 Outlet power data column 13"		0.2	2.5				518.00
P20-PCD3-16-84	3 Outlet power data column 16"		0.2	2.5				518.00
P20-SCPF-18-83	Single circuit power feed 18"		0.2	8				403.00
P20-SCPF-26-83	Single circuit power feed 26"		0.2	8				433.00
P20-SCPF-36-83	Single circuit power feed 36"		0.2	8				490.00
P20-SCPF-18-84	Single circuit power feed 18"		0.2	8				403.00
P20-SCPF-26-84	Single circuit power feed 26"		0.2	8				433.00
P20-SCPF-36-84	Single circuit power feed 36"		0.2	8				490.00

# Electrical

Product #	Description	Pk%	Cf	Lbs	Birch	Oak	Maple	Misc.
P20-MCPF-18-83	Multi circuit power feed 18"		0.2	8				475.00
P20-MCPF-26-83	Multi circuit power feed 26"		0.2	8				490.00
P20-MCPF-36-83	Multi circuit power feed 36"		0.2	8				504.00
P20-MCPF-18-84	Multi circuit power feed 18"		0.2	8				475.00
P20-MCPF-26-84	Multi circuit power feed 26"		0.2	8				490.00
P20-MCPF-36-84	Multi circuit power feed 36"		0.2	8				504.00
P20-QD-83	Quick disconnect, 8 wire 3 circuit		0.1	5				145.00
P20-QD-84	Quick disconnect, 8 wire 4 circuit		0.1	5				145.00
P20-DF-15	Data feed raceway 15"		0.1	5				187.00
P20-DF-23	Data feed raceway 23"		0.1	5				201.00
P20-DF-33	Data feed raceway 33"		0.1	5				216.00
P-2000	Authorized simplex remover							15.00
P-POS-24-83	Power outlet starter 24"		0.2	3				332.00
P-POS-36-83	Power outlet starter 36"		0.2	3				332.00
P-POS-48-83	Power outlet starter 48"		0.2	3				332.00
P-POS-60-83	Power outlet starter 60"		0.2	3				332.00
P-POA-24-83	Power outlet add-on 24"		0.2	3				260.00
P-POA-36-83	Power outlet add-on 36"		0.2	3				260.00
P-POA-48-83	Power outlet add-on 48"		0.2	3				260.00
P-POA-60-83	Power outlet add-on 60"		0.2	3				260.00
P-IC-24-83	Interconnecting cable 24"		0.1	1				88.00
P-IC-36-83	Interconnecting cable 36"		0.1	1				88.00
P-IC-48-83	Interconnecting cable 48"		0.1	1				88.00
P-IC-60-83	Interconnecting cable 60"		0.1	1				88.00

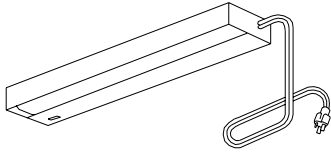


## Telecom Connectors

Product #	Description	Pk%	Cf	Lbs	Birch	Oak	Maple	Misc.
P-RJ11	Telephone jack RJ11							38.00
P-CAT5	Computer jack CAT5							51.00
P-RJ11-CAT5	Phone/computer jacks RJ11/CAT5							73.00

# Electrical

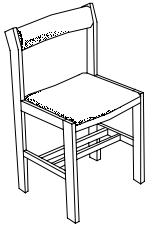
---



## Lighting

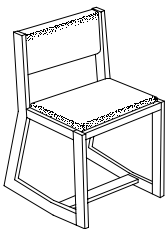
Product #	Description	Pk%	Cf	Lbs	Birch	Oak	Maple	Misc.
P-ATL-24	Task light with receptacle		0.5	3				195.00
P-DL-24	Dyna lite 24"		0.5	3				210.00
P-DL-30	Dyna lite 30"		0.5	3				224.00
P-DL-36	Dyna lite 36"		0.5	3				244.00
P-DC	Dyna lite daisy chain option							65.00
P-VA	Valance option		0.1	5				58.00

# Seating



## Lido Chairs

Product #	Description	Pk%	Cf	Lbs	Birch	Oak	Maple	Misc.
L-320-L18-W	Lido leg chair adult wood	6	5	23		366.00		
L-320-L16-W	Lido leg chair youth wood	6	5	23		366.00		
L-320-L14-W	Lido leg chair junior wood	6	4	20		366.00		
L-320-L12-W	Lido leg chair primary wood	6	4	20		366.00		
L-320-L18-WA	Lido leg chair adult wood w/arms	6	6	27		495.00		
L-320-S18-W	Lido sled chair adult wood	6	5	23		398.00		
L-320-S18-WA	Lido sled chair adult wood w/arms	6	6	27		527.00		
L-320-L18-U	Lido leg chair adult upholstered	6	5	23		366.00	369.00	
L-320-L16-U	Lido leg chair youth upholstered	6	5	23		366.00	369.00	
L-320-L14-U	Lido leg chair junior upholstered	6	4	20		366.00	369.00	
L-320-L12-U	Lido leg chair primary upholstered	6	4	20		366.00	369.00	
L-320-L18-UA	Lido leg chair adult uphol w/arms	6	6	27		495.00	498.00	
L-320-S18-U	Lido sled chair adult upholstered	6	6	23		398.00		
L-320-S18-UA	Lido sled chair adult uphol w/arms	6	6	27		527.00		
L-320-GR11	Grade II Fabric upcharge per chair							33.00



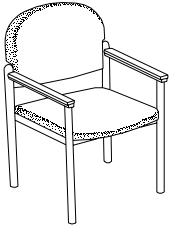
## Two Position Chairs

Product #	Description	Pk%	Cf	Lbs	Birch	Oak	Maple	Misc.
TP-110S-W	Two position side chair wood seat and back					528.00	559.00	
TP-110S-U	Two position side chair upholstered	6	6	24		482.00	530.00	
TP-110A-WA	Two position arm chair wood seat and back					689.00	731.00	
TP-110A-UA	Two position arm chair upholstered	6	6	26		643.00	682.00	
TP-GR11	Grade II Fabric upcharge per chair							33.00

# Seating


---

<b>Product #</b>	<b>Description</b>	<b>Pk%</b>	<b>Cf</b>	<b>Lbs</b>	<b>Birch</b>	<b>Oak</b>	<b>Maple</b>	<b>Misc.</b>
------------------	--------------------	------------	-----------	------------	--------------	------------	--------------	--------------




## Empire Chairs

<b>Product #</b>	<b>Description</b>	<b>Pk%</b>	<b>Cf</b>	<b>Lbs</b>	<b>Birch</b>	<b>Oak</b>	<b>Maple</b>	<b>Misc.</b>
1102-18W	Wood seat and back adult	6	5	27		898.00	950.00	
1102-15W	Wood seat and back youth	6	5	18		898.00	950.00	
1102-12W	Wood seat and back primary	6	5	15		898.00	950.00	
1103-18WA	Wood seat and back adult c/w arms	6	5	31		1125.00	1192.00	
1102-18U	Upholstered seat and back adult	6	5	27				1077.00
1102-15U	Upholstered seat and back youth	6	5	18				1077.00
1102-12U	Upholstered seat and back primary	6	5	15				1077.00
1103-18UA	Upholstered seat and back adult c/w arms	6	5	31				1292.00
E-GR11	Grade II Fabric upcharge per chair							33.00



## Aspen Chairs

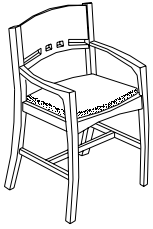
<b>Product #</b>	<b>Description</b>	<b>Pk%</b>	<b>Cf</b>	<b>Lbs</b>	<b>Birch</b>	<b>Oak</b>	<b>Maple</b>	<b>Misc.</b>
716S-W	Wood seat side chair	6	6	25		671.00	710.00	
716A-WA	Wood seat arm chair	6	6	27		803.00	850.00	
716S-U	Upholstered seat side chair	6	6	25		651.00	689.00	
716A-UA	Upholstered seat arm chair	6	6	27		780.00	826.00	
A-GR11	Grade II Fabric upcharge per chair							24.00



## Ambassador Chairs


<b>Product #</b>	<b>Description</b>	<b>Pk%</b>	<b>Cf</b>	<b>Lbs</b>	<b>Birch</b>	<b>Oak</b>	<b>Maple</b>	<b>Misc.</b>
1701-W	Wood seat side chair	6	6	25		792.00	909.00	
1701-U	Upholstered seat side chair	6	6	25		863.00	981.00	
1702-WA	Wood seat arm chair	6	6	27		863.00	1045.00	
1702-UA	Upholstered seat arm chair	6	6	27		935.00	1116.00	
AB-GR11	Grade II Fabric upcharge per chair							24.00

# Seating




## Princeton Chairs

Product #	Description	Pk%	Cf	Lbs	Birch	Oak	Maple	Misc.
722S-W	Wood seat side chair	6	6	27		728.00	771.00	
722A-WA	Wood seat arm chair	6	6	30		901.00	954.00	
722S-U	Upholstered seat side chair	6	6	27		826.00	877.00	
722A-UA	Upholstered seat arm chair	6	6	30		1001.00	1061.00	
PR-GRII	Grade II Fabric upcharge per chair							24.00



## Dover Chairs

Product #	Description	Pk%	Cf	Lbs	Birch	Oak	Maple	Misc.
1201-W	Wood seat side chair					633.00	671.00	
1202-WA	Wood seat arm chair					773.00	819.00	
1201-U	Upholstered seat side chair					573.00	607.00	
1202-UA	Upholstered seat arm chair					705.00	748.00	
D-GRII	Grade II Fabric upcharge per chair							24.00




## Providence Chairs

Product #	Description	Pk%	Cf	Lbs	Birch	Oak	Maple	Misc.
1301-W	Wood seat side chair					710.00	753.00	
1302-WA	Wood seat arm chair					876.00	929.00	
1301-U	Upholstered seat side chair					656.00	695.00	
1302-UA	Upholstered seat arm chair					820.00	870.00	
PROV-GRII	Grade II Fabric upcharge per chair							24.00


# Seating

---



## Bristol Chairs

Product #	Description	Pk%	Cf	Lbs	Birch	Oak	Maple	Misc.
1401-W	Wood seat side chair					693.00	734.00	
1402-WA	Wood seat arm chair					858.00	910.00	
1401-U	Upholstered seat side chair					638.00	676.00	
1402-UA	Upholstered seat arm chair					803.00	852.00	
B-GR11	Grade II Fabric upcharge per chair							24.00



## Avondale Chairs

Product #	Description	Pk%	Cf	Lbs	Birch	Oak	Maple	Misc.
1501-W	Wood seat side chair					692.00	733.00	
1502-WA	Wood seat arm chair					831.00	880.00	
1501-U	Upholstered seat side chair					631.00	668.00	
1502-UA	Upholstered seat arm chair					763.00	808.00	
AV-GR11	Grade II Fabric upcharge per chair							24.00



## Paris Chairs

Product #	Description	Pk%	Cf	Lbs	Birch	Oak	Maple	Misc.
2100-SW	Paris wood seat side chair					668.00	668.00	
2102-AW	Paris wood seat arm chair					725.00	725.00	
2100-SP	Paris polyurethane seat side chair							573.00
2102-AP	Paris polyurethane seat arm chair							662.00

# Seating



## Paris Swivel Chairs

Product #	Description	Pk%	Cf	Lbs	Birch	Oak	Maple	Misc.
2300	Paris seat swivel chair c/w seat pad					633.00	671.00	
2300-P	Paris seat swivel chair c/w seat pad- perforated					727.00	771.00	
2300-A	Paris seat arm swivel chair c/w seat pad					688.00	728.00	
2300-PA	Paris seat arm swivel chair c/w seat pad- perforated					898.00	952.00	



## Fusion Chairs

Product #	Description	Pk%	Cf	Lbs	Birch	Oak	Maple	Misc.
2500-S	Fusion side chair					489.00	521.00	



## Sabrina Chairs

Product #	Description	Pk%	Cf	Lbs	Birch	Oak	Maple	Misc.
2200-PS	Sabrina side chairs- perforated					888.00	941.00	
2200-S	Sabrina side chairs					799.00	847.00	
2200-PA	Sabrina arm chairs- perforated					1192.00	1263.00	
2200-A	Sabrina arm chairs					1132.00	1200.00	




## Studio Chairs

Product #	Description	Pk%	Cf	Lbs	Birch	Oak	Maple	Misc.
2400-S	Studio side chair							906.00
2400-A	Studio arm chair							1057.00


# Seating

---



## Martin Chair

Product #	Description	Pk%	Cf	Lbs	Birch	Oak	Maple	Misc.
1601-W	Wood seat side chair					662.00	701.00	
1601-U	Upholstered seat side chair					628.00	665.00	



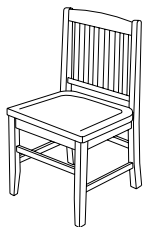
## Hudson Chairs

Product #	Description	Pk%	Cf	Lbs	Birch	Oak	Maple	Misc.
1801-W	Wood seat side chair					783.00	829.00	
1802-WA	Wood seat arm chair					971.00	1029.00	
1801-U	Upholstered seat side chair					678.00	718.00	
1802-UA	Upholstered seat arm chair					869.00	921.00	



## Bannister Chairs

Product #	Description	Pk%	Cf	Lbs	Birch	Oak	Maple	Misc.
1901-W	Wood seat side chair					854.00	904.00	
1902-WA	Wood seat arm chair					1050.00	1113.00	
1901-U	Upholstered seat side chair					780.00	826.00	
1902-UA	Upholstered seat arm chair					972.00	1030.00	



## Hampton Chairs

Product #	Description	Pk%	Cf	Lbs	Birch	Oak	Maple	Misc.
1100-W	Wood seat side chair					449.00	475.00	
1100-U	Upholstered seat side chair					426.00	451.00	


# Seating

---



## Boa Chairs

Product #	Description	Pk%	Cf	Lbs	Birch	Oak	Maple	Misc.
2600	Polyurethane chair							380.00
2601	Plywood side chair							1151.00



## Silver Sled Chairs

Product #	Description	Pk%	Cf	Lbs	Birch	Oak	Maple	Misc.
1000-W	Wood seat side chair					810.00	858.00	
1000-U	Upholstered seat side chair					747.00	791.00	



## Tibro Swivel Chairs

Product #	Description	Pk%	Cf	Lbs	Birch	Oak	Maple	Misc.
2700-1	Tibro seat side swivel chair c/w seat pad					899.00	952.00	
2700-2	Tibro seat arm swivel chair c/w seat pad					1094.00	1160.00	



## Tibro Chairs

Product #	Description	Pk%	Cf	Lbs	Birch	Oak	Maple	Misc.
2700-S	Tibro seat side chair					570.00	603.00	
2700-A	Tibro seat arm chair					716.00	758.00	

# Seating

---




## Milo Swivel Chairs

Product #	Description	Pk%	Cf	Lbs	Birch	Oak	Maple	Misc.
2800-1	Milo seat side swivel chair c/w seat pad					899.00	952.00	
2800-2	Milo seat arm swivel chair c/w seat pad					1094.00	1160.00	




## Milo Chairs

Product #	Description	Pk%	Cf	Lbs	Birch	Oak	Maple	Misc.
2800-S	Milo seat side chair					484.00	512.00	
2800-U	Upholstered seat side chair					541.00	573.00	



## Aviator Chairs

Product #	Description	Pk%	Cf	Lbs	Birch	Oak	Maple	Misc.
2900	Aviator chair							722.00

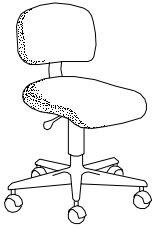


## Traditional Chairs

Product #	Description	Pk%	Cf	Lbs	Birch	Oak	Maple	Misc.
L-420	Bowback side chair	6	6	11		449.00		
L-520	Windsor side chair	6	6	12		520.00		
L-520-A	Windsor arm chair	6	6	13		619.00		
L-520-R	Rocking chair	10	13	20		748.00		

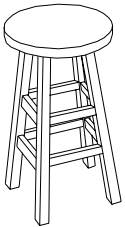
# Seating

---



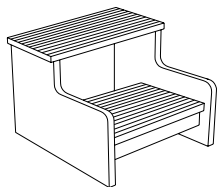
## Swivel Chairs

Product #	Description	Pk%	Cf	Lbs	Birch	Oak	Maple	Misc.
L-705	Economy library stool	6	4	17				417.00
L-706	Economy steno chair	6	3	15				395.00
L-805	Standard library stool	6	6	32				670.00
L-806	Standard steno chair	6	3.5	27				458.00
L-806-A	Standard steno chair with arms	6	3.5	32				541.00



## Stools

Product #	Description	Pk%	Cf	Lbs	Birch	Oak	Maple	Misc.
L-151-18	Stools - wooden seat 18" h	6	4	15			475.00	
L-151-24	Stools - wooden seat 24" h	6	5	17			475.00	
L-151-30	Stools - wooden seat 30" h	6	6	20			475.00	



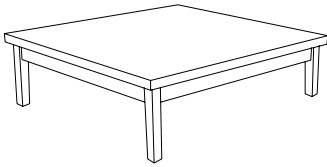
## Miscellaneous

Product #	Description	Pk%	Cf	Lbs	Birch	Oak	Maple	Misc.
L-147	Step Stool	6	1	10		394.00		

# Seating

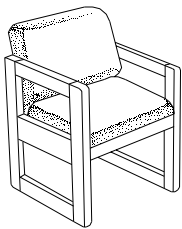
---

Product #	Description	Pk%	Cf	Lbs	Birch	Oak	Maple	Misc.
-----------	-------------	-----	----	-----	-------	-----	-------	-------



## Lounge Tables

Product #	Description	Pk%	Cf	Lbs	Birch	Oak	Maple	Misc.
L-36-R	Round coffee table 36" d	10	5	66		1092.00	1147.00	
L-4824	Rectangular coffee table 48" x 24"	10	4	46		712.00	748.00	
L-3030	End table 30" x 30"	10	4	51		712.00	748.00	
L-24-D	Drum end table 24" d	10	8	60		1824.00	1914.00	



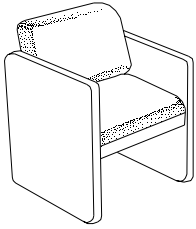
## Leg & Sled Base Loungers

Product #	Description	Pk%	Cf	Lbs	Birch	Oak	Maple	Misc.
	Fabric requirements							
L-600-L	Single lounge leg base	10	18	94		1261.00	1323.00	
L-601-L	Two seater lounge leg base	10	30	130		2029.00	2131.00	
L-602-L	Three seater lounge leg base	10	43	185		2815.00	2955.00	
L-603-48-L	Long bench leg base	10	9	55		1008.00	1057.00	
L-603-18-L	Short bench leg base	10	4	25		446.00	467.00	
L-604-L	Coffee table leg base	10	10	55		845.00	886.00	
L-605-L	End table leg base	10	10	55		815.00	855.00	
L-600-S	Single lounge sled base	10	18	94		1407.00	1477.00	
L-601-S	Two seater lounge sled base	10	30	130		2177.00	2287.00	
L-602-S	Three seater lounge sled base	10	43	185		2963.00	3110.00	
L-603-48-S	Long bench sled base	10	9	55		1155.00	1213.00	
L-603-18-S	Short bench sled base	10	4	25		594.00	624.00	
L-604-S	Coffee table sled base	10	10	55		934.00	980.00	
L-605-S	End table sled base	10	10	55		868.00	911.00	
L-600-GR11	Grade II Fabric upcharge per seat							96.00

# Seating

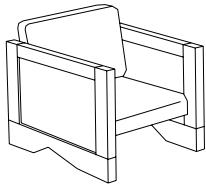
---

Product #	Description	Pk%	Cf	Lbs	Birch	Oak	Maple	Misc.
-----------	-------------	-----	----	-----	-------	-----	-------	-------




## Panel Base Loungers

Product #	Description	Pk%	Cf	Lbs	Birch	Oak	Maple	Misc.
L-600-P	Single lounge panel base	10	18	94		1479.00	1552.00	
L-601-P	Two seater lounge panel base	10	30	130		2211.00	2321.00	
L-602-P	Three seater lounge panel base	10	43	185		2955.00	3103.00	
L-603-48-P	Long bench panel base	10	9	55		1239.00	1300.00	
L-603-18-P	Short bench panel base	10	4	25		704.00	739.00	
L-604-P	Coffee table panel base	10	10	55		973.00	1022.00	
L-605-P	End table panel base	10	10	55		873.00	917.00	
L-600-GR11	Grade II Fabric upcharge per seat							96.00



## Ambassador Lounge Seating

Product #	Description	Pk%	Cf	Lbs	Birch	Oak	Maple	Misc.
AB-600	Single lounge chair	10	18	94		2064.00	2275.00	
AB-601	Two seater lounge chair	10	30	130		3086.00	3270.00	
AB-602	Three seater lounge chair	10	43	185		4126.00	4374.00	

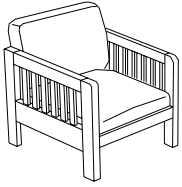


## Bannister Collection Lounge Seating

Product #	Description	Pk%	Cf	Lbs	Birch	Oak	Maple	Misc.
BN-600	Single lounge chair	10	18	94		2724.00	2956.00	
BN-601	Two seater lounge chair	10	30	130		4073.00	4318.00	
BN-602	Three seater lounge chair	10	43	185		5445.00	5771.00	

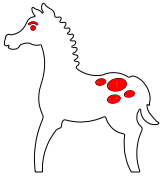
# Seating

---




## Aspen Lounge Seating

Product #	Description	Pk%	Cf	Lbs	Birch	Oak	Maple	Misc.
700-1	Single lounge leg base					1700.00	1836.00	
700-2	Two seater lounge leg base					2739.00	2957.00	
700-3	Three seater lounge leg base					3798.00	4101.00	



## Wild Kingdom Chairs - Hank

Product #	Description	Pk%	Cf	Lbs	Birch	Oak	Maple	Misc.
H20-W	Wood seat and back							932.00
H20-U	Upholstered seat and back							949.00
H20-BW	Bench wood seat and back							1128.00
H20-BU	Bench upholstered seat and back							1297.00



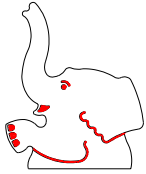
## Wild Kingdom Chairs - Rex

Product #	Description	Pk%	Cf	Lbs	Birch	Oak	Maple	Misc.
R30-W	Wood seat and back							926.00
R30-U	Upholstered seat and back							944.00
R30-BW	Bench wood seat and back							1116.00
R30-BU	Bench upholstered seat and back							1283.00

# Seating


---

Product #	Description	Pk%	Cf	Lbs	Birch	Oak	Maple	Misc.
-----------	-------------	-----	----	-----	-------	-----	-------	-------



## Wild Kingdom Chairs - Ellie

Product #	Description	Pk%	Cf	Lbs	Birch	Oak	Maple	Misc.
E40-W	Wood seat and back							932.00
E40-U	Upholstered seat and back							949.00
E40-BW	Bench wood seat and back							1093.00
E40-BU	Bench Upholstered seat and back							1297.00



## Wild Kingdom Chairs - Doris

Product #	Description	Pk%	Cf	Lbs	Birch	Oak	Maple	Misc.
D50-W	Wood seat and back							978.00
D50-U	Upholstered seat and back							1001.00
D50-BW	Bench wood seat and back							1197.00
D50-BU	Bench upholstered seat and back							1340.00



## Wild Kingdom Chairs - Zack

Product #	Description	Pk%	Cf	Lbs	Birch	Oak	Maple	Misc.
Z60-W	Wood seat and back							990.00
Z60-U	Upholstered seat and back							1018.00
Z60-BW	Bench wood seat and back							1220.00
Z60-BU	Bench Upholstered seat and back							1389.00

# Seating


---

Product #	Description	Pk%	Cf	Lbs	Birch	Oak	Maple	Misc.
-----------	-------------	-----	----	-----	-------	-----	-------	-------



## Wild Kingdom Chairs - Wally

Product #	Description	Pk%	Cf	Lbs	Birch	Oak	Maple	Misc.
W70-W	Wood seat and back							926.00
W70-U	Upholstered seat and back							944.00
W70-BW	Bench wood seat and back							1116.00
W70-BU	Bench upholstered seat and back							1283.00

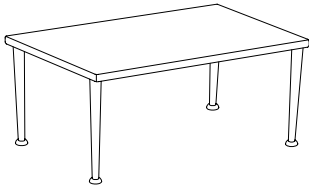


## Wild Kingdom Chairs - Moe

Product #	Description	Pk%	Cf	Lbs	Birch	Oak	Maple	Misc.
M80-W	Wood seat and back							926.00
M80-U	Upholstered seat and back							944.00
M80-BW	Bench wood seat and back							1116.00
M80-BU	Bench Upholstered seat and back							1283.00

# Wild Kingdom

---



## Reading Tables

Product #	Description	Pk%	Cf	Lbs	Birch	Oak	Maple	Misc.
WK-36-R	Round Table 36" d	10				1420.00	1507.00	
WK-42-R	Round Table 42" d	10				1509.00	1600.00	
WK-48-R	Round table 48" d	10				1569.00	1662.00	
WK-3636	Square table 36" x 36"	10				1099.00	1164.00	
WK-4242	Square table 42" x 42"	10				1233.00	1307.00	
WK-4848	Square table 48" x 48"	10				1294.00	1371.00	
WK-6030	Rectangular table 60" x 30"	10				1300.00	1377.00	
WK-6036	Rectangular table 60" x 36"	10				1329.00	1408.00	
WK-6042	Rectangular table 60" x 42"	10				1468.00	1555.00	
WK-6048	Rectangular table 60" x 48"	10				1499.00	1589.00	
WK-7230	Rectangular table 72" x 30"	10				1376.00	1458.00	
WK-7236	Rectangular table 72" x 36"	10				1409.00	1493.00	
WK-7242	Rectangular table 72" x 42"	10				1579.00	1674.00	
WK-7248	Rectangular table 72" x 48"	10				1613.00	1709.00	
WK-8430	Rectangular table 84" x 30"	10				1501.00	1591.00	
WK-8436	Rectangular table 84" x 36"	10				1536.00	1628.00	
WK-8442	Rectangular table 84" x 42"	10				1704.00	1805.00	
WK-8448	Rectangular table 84" x 48"	10				1737.00	1841.00	
WK-9630	Rectangular table 96" x 30"	10				1665.00	1763.00	
WK-9636	Rectangular table 96" x 36"	10				1747.00	1852.00	
WK-9642	Rectangular table 96" x 42"	10				2020.00	2141.00	
WK-9648	Rectangular table 96" x 48"	10				2053.00	2176.00	

# Samples



## Printed Materials

Product #	Description	Pk%	Cf	Lbs	Birch	Oak	Maple	Misc.
SA-700	Specification Book							
SA-701	Price List							
SA-702	Five Line Brochure							
SA-703	Shelving Brochure							
SA-704	Gemini Brochure							
SA-705	Aspen Brochure							
SA-706	Princeton Brochure							
SA-707	Colour Selector							
SA-708	Fabric Card							
SA-709	Empire Chair Brochure							
SA-710	Lido Chair Brochure							
SA-711	Aspen Chair Brochure							
SA-712	Two Position Chair Brochure							
SA-713	Fusion Brochure							
SA-714	New case studies							
SA-721	Ronda Brochure							
SA-722	Linear Brochure							
SA-723	Element Brochure							
SA-724	Empire Brochure							
SA-725	Monaco Brochure							
SA-726	Ambassador Brochure							
SA-810	Palmieri binder							

# Samples

---

Product #	Description	Pk%	Cf	Lbs	Birch	Oak	Maple	Misc.
-----------	-------------	-----	----	-----	-------	-----	-------	-------



## Products

Product #	Description	Pk%	Cf	Lbs	Birch	Oak	Maple	Misc.
SA-801	Stain Sample Set			5				1.00
SA-802	Durecon Mini Shelf - No Valance		3	20				231.00
SA-802B	Durecon Mini Shelf - Valance		3	20				231.00
SA-803	Metal colour chain			5				1.00
SA-804	Beta I corner sample		3	20				173.00
SA-805	Beta II corner sample		3	20				173.00
SA-807	Delicato corner sample		3	20				173.00
SA-808	Ronda corner sample		3	20				173.00
SA-809	Empire corner sample		3	20				173.00
SA-811	Laminate Chain			5				1.00
SA-812	Monaco corner sample		3	20				231.00
SA-814	Linear corner sample		3	21				231.00
SA-815	Form corner sample		3	20				231.00
SA-816	Fusion corner sample		3	20				231.00
SA-817	Element corner sample		3	20				231.00