


Price List Volume V

 **OakWood**<sup>TM</sup>  
Library Furniture

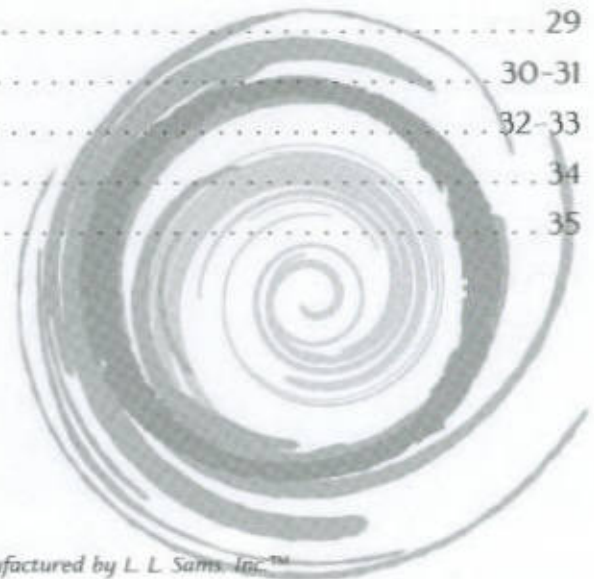


*Better libraries by design*

# Table of Contents

---

Ordering Instructions .....	3
Features and Options .....	4
Terms and Conditions .....	5
Wood Shelving .....	6-9
Wood Book Store Shelving .....	10
Wood and Steel Shelving .....	11-14
Extra Shelves, Book Stops and Accessories .....	15
Shelving Back Panels .....	16
Shelving Filler Panels, Top Caps, End Panels .....	17
End Panels for Cantilever Shelving .....	18
Tables .....	19
Chairs .....	20-21
Stools .....	22
Lounge Furniture .....	23
Display Furniture .....	24
Computer Furniture .....	25
Circulation Desks .....	26-27
Book Trucks and Wire Management .....	28
Children's Furniture .....	29
Shelving with Wood Picture Book Shelves .....	30-31
Shelving with Steel Picture Book Shelves .....	32-33
Layout Services .....	34
5-Year Warranty .....	35



*OakWood Library Furniture<sup>™</sup> is manufactured by L. L. Sams, Inc.<sup>™</sup>*

© L.L. Sams, Inc.<sup>™</sup>, 2006. Printed in the U. S. A.

# Ordering Instructions

---


We strive to ship our orders quickly. To help us process your orders we request that you supply us with all the necessary information to expedite your order. Lead times will begin once complete information has been supplied to our OakWood office. Please contact us at 800-537-4723 with any questions.

Please allow extra time for non-standard color selections or custom manufactured products.

If you do not have an established account with OakWood, please contact our office for a Dealer Application. You will need to return this application and a copy of your tax exempt certificate before your order can be processed.

Please include the following information for each order.

- Finish, laminate and/or fabric selections for each item.
- An accurate OakWood part number for each item ordered.
- Clear information on quantities for each item number ordered.
- The unit price per each line item with extended price per line.
- Accurate "Ship to" and "Bill to" addresses.
- The required date for receipt for special projects that require installation.
- Final drawings or pertinent details required for manufacturing.



# Features & Options



## Wood Finishes

Custom finishes are available at an up charge of \$250 Net per finish.

- Natural Oak
- Texas Oak
- Spring Oak
- Cherry on Oak
- Walnut on Oak

## Laminate Finishes

Other standard Wilsonart® laminates are available without an up charge. For non-standard laminate Wilsonart® colors or laminates by other manufacturers, add an up charge of \$150 per order.

- Natural Oak
- Texas Oak
- Spring Oak
- Cherry on Oak
- Walnut on Oak
- Port
- Indigo

- Artesia
- Burnished Spruce
- Classic Black
- Hunter Nebula
- Mystique Night
- Stratos

## Fabric Colors

Other non-standard fabrics are available, call for details.

- Adobe
- Black
- Brick
- Jasper
- Navy

## Vinyl Colors

- Red
- Blue
- Yellow
- Green

## Shelf Styles

### Wood Shelf Styles

Select proper code for our standard 3/4" thick solid oak shelves or 1" thick 9-ply oak veneer with solid oak edges.

### Steel Shelf Colors

Other steel shelf colors may be available. Call for details.

- Black
- Sand
- Gray
- Brown

## Edge Styles -

Add these suffixes to the model number for Tables, Academy Circulation Desk Modules or Computer Workstations to define your selection.

	Flush Edge		Drop Edge
DF Double Bevel		DD Double Bevel	
VF Bullnose		VD Bullnose	
EF Cascade		ED Cascade	
CF Internal		CD Internal	



# Terms & Conditions



## Prices

These prices are effective July 1, 2005. These prices supersede all previous price lists. Prices and specifications are subject to change without notice. Prices do not include applicable taxes, installation or delivery charges. Possession of this price list is not an offer or agreement to sell.

## Terms of Sale

To those distributors with approved credit, all invoices will be due **NET 30 days, F.O.B. Shipping Point**. All other accounts will be NET cash before shipment. All amounts are due and must be paid to L. L. Sams™, Cameron, Texas. Interest at 1-1/2% per month will be charged on all accounts after 30 days of invoice date.

## Acknowledgment of order

Your acknowledgment is our interpretation of your order. Please check this document carefully since this represents the merchandise we propose to furnish. We will be responsible only to furnish the merchandise as it appears on our acknowledgment.

## Ship Dates

All products are fabricated to order. Our production schedules will determine shipping dates and you will be advised of expected date of shipment.

## Freight Program and Policies

### UPS Shipping

In accordance with UPS policy, some shipments will be subject to **Oversize Packaging Charges**. OakWood will not be responsible for any UPS charges.

### Shortages and Damage Reports

All shortages and damages must be reported to OakWood in writing within **15 days of receipt of shipment**. Send information via fax (254-605-5552), email ([sales@oakwoodlibrary.com](mailto:sales@oakwoodlibrary.com)) or mail directly to OakWood Library Furniture™, P.O. Box 751, Cameron, TX 76520.

### Freight Classifications

All items are priced FOB Shipping Point. Unless shipments are UPS shippable, goods are sent Motor Freight at the freight classes indicated in this price list.

### Prepay and Add -Truckload

OakWood will provide a prepaid and add truckload freight quote (estimate) to approved authorized distributors and dealers upon request. Freight charges will be applied directly to invoices. OakWood will not file freight claims to truckload carriers.

### OakWood Freight Program- Prepay and Add - (LTL)

OakWood will provide a prepaid and add LTL freight quote (estimate) to approved authorized distributors and dealers upon request. Freight charges will be applied directly to invoices including UPS charges. OakWood will use our selected carriers and will be responsible for handling freight claims. The carrier phone number will appear on your customer's signed delivery receipt for all freight damages and shortages. All freight damages and shortages however **must be reported to OakWood** via phone, fax or email within 15 days after receipt of shipment. All damages and shortages must be noted on the signed delivery receipt or OakWood will not be responsible. **Concealed damages must be reported within 15 days after receipt of shipment**. On all concealed damage claims, the carrier, OakWood and the distributor will each be responsible for one-third (1/3) of the total claim.

## Freight Policies for Third Party Billing Accounts Routing Instructions

OakWood will ship via the carrier of your choice. All merchandise is carefully inspected and then packed. With proper handling in transit your products should reach destination in good condition. All routing instructions will be followed as closely as possible; however, we reserve the right to make changes due to local conditions or other circumstances. If cheapest way or best routing is requested, we will use our judgment in determining the proper routing. We will not, however, assume responsibility for any difference in freight charges.

### Third party Billing —LTL and Truckload

OakWood will assist but it will be the distributor's responsibility to make all scheduling arrangements. Billing approvals and freight claims are the sole responsibility of the distributor. All claims for loss or damage must be filed by consignee with the carrier.

### Changes to Orders

Changes to orders already in process are subject to a fee covering the cost of making the requested change. You will be required to indicate your acceptance of the additional costs incurred by OakWood before we proceed with the change. **Minimum CHANGE fee will be \$50**. Processing of an order will not begin until all information is received in Cameron, Texas. Incomplete orders will not be processed. We will only accept written orders.

Please fax orders to 254-605-5552

Orders may be mailed to:  
OakWood Library Furniture™  
P. O. Box 751  
Cameron, TX 76520

### Restocking Fee

This policy applies for standard items in standard finishes with matching wood grain laminate, only. We cannot accept returns on colored laminates, custom laminates, finish, or custom alterations to standard products. Merchandise to be returned for credit requires OakWood's written consent. If, after receiving our written consent, merchandise is received by us undamaged, credit will be issued for full amount less 25% restocking charge or a minimum of \$25.00. A request to return merchandise must be reported within **60 days of invoice date**.

### Return Authorization

Once RA # is assigned, you have an **additional sixty (60) days** to return the merchandise. Goods returned without RA # or after the 60 days, may not be accepted for return and payment will be due immediately.

### Shortages and Replacement Parts

Shipments should be carefully inspected at the point of receipt for apparent shortages. Shortages must be reported **within 15 days**. We will ship replacement parts within **10 working days** after notification to the factory.

### Errors or Defects

All claims against OakWood Library Furniture™ regarding product errors or defects must be submitted in writing **within 30 days** of delivery. OakWood's written authorization is required for field repairs/back charges.

### Warranty

All products manufactured by L.L.Sams™/ OakWood™ will be covered by a **5-year limited warranty**. A copy of this warranty can be found on page 35.



Featuring  
Academy Series

## WOOD SHELVING WITH FLAT SHELVES

DESCRIPTION	3/4" SOLID OAK SHELF		1" PLYWOOD SHELF		Freight Class	Price Group		
	LIST PRICE	WT	LIST PRICE	WT				
<b>SINGLE FACE SHELVING</b>								
<b>42" High with 2 adjustable and 1 base shelf</b>								
10"D Starter	621042S	\$509	58	631042S	\$526	58	70	A
10"D Adder	621042A	\$438	36	631042A	\$455	36	70	A
12"D Starter	621242S	\$537	63	631242S	\$562	63	70	A
12"D Adder	621242A	\$439	37	631242A	\$464	37	70	A
<b>48" High with 2 adjustable and 1 base shelf</b>								
10"D Starter	621048S	\$544	68	631048S	\$560	68	70	A
10"D Adder	621048A	\$462	47	631048A	\$481	47	70	A
12"D Starter	621248S	\$573	75	631248S	\$598	75	70	A
12"D Adder	621248A	\$483	50	631248A	\$488	50	70	A
<b>60" High with 4 adjustable and 1 base shelf</b>								
10"D Starter	621060S	\$689	78	631060S	\$717	78	70	A
10"D Adder	621060A	\$566	56	631060A	\$564	56	70	A
12"D Starter	621260S	\$725	104	631260S	\$767	104	70	A
12"D Adder	621260A	\$590	77	631260A	\$632	77	70	A
<b>72" High with 4 adjustable and 1 base shelf</b>								
10"D Starter	621072S	\$761	92	631072S	\$789	92	70	A
10"D Adder	621072A	\$593	72	631072A	\$621	72	70	A
12"D Starter	621272S	\$795	122	631272S	\$837	122	70	A
12"D Adder	621272A	\$615	90	631272A	\$657	90	70	A
<b>84" High with 5 adjustable and 1 base shelf</b>								
10"D Starter	621084S	\$862	97	631084S	\$866	97	70	A
10"D Adder	621084A	\$673	77	631084A	\$707	77	70	A
12"D Starter	621284S	\$902	126	631284S	\$953	126	70	A
12"D Adder	621284A	\$694	95	631284A	\$745	95	70	A

Specify finish. Shelving comes standard with wood veneer tops. You must specify laminate tops.

High-pressure laminate tops are available on shelving heights 80" and lower. See page 4 for standard wood laminates.

Other standard Wilsonart® laminates are available without an upcharge, call for details.



Featuring  
Academy Series

## WOOD SHELVING WITH FLAT SHELVES (Continued)

DESCRIPTION	3/4" SOLID OAK SHELF		1" PLYWOOD SHELF		Freight Class	Price Group		
	LIST PRICE	WT	LIST PRICE	WT				
<b>DOUBLE FACE SHELVING</b>								
<b>42" High with 4 adjustable and 2 base shelves</b>								
20"D Starter	622042S	\$914	117	632042S	\$948	117	70	A
20"D Adder	622042A	\$749	82	632042A	\$782	82	70	A
24"D Starter	622442S	\$1,008	134	632442S	\$1,059	134	70	A
24"D Adder	622442A	\$806	96	632442A	\$857	96	70	A
<b>48" High with 4 adjustable and 2 base shelves</b>								
20"D Starter	622048S	\$965	126	632048S	\$998	126	70	A
20"D Adder	622048A	\$774	91	632048A	\$807	91	70	A
24"D Starter	622448S	\$1,074	143	632448S	\$1,124	143	70	A
24"D Adder	622448A	\$847	105	632448A	\$897	105	70	A
<b>60" High with 8 adjustable and 2 base shelves</b>								
20"D Starter	622060S	\$1,241	158	632060S	\$1,297	158	70	A
20"D Adder	622060A	\$1,013	100	632060A	\$1,069	100	70	A
24"D Starter	622460S	\$1,365	200	632460S	\$1,449	200	70	A
24"D Adder	622460A	\$1,088	141	632460A	\$1,172	141	70	A
<b>72" High with 8 adjustable and 2 base shelves</b>								
20"D Starter	622072S	\$1,347	192	632072S	\$1,403	192	70	A
20"D Adder	622072A	\$1,035	123	632072A	\$1,091	123	70	A
24"D Starter	622472S	\$1,481	198	632472S	\$1,565	198	70	A
24"D Adder	622472A	\$1,111	180	632472A	\$1,195	180	70	A
<b>84" High with 10 adjustable and 2 base shelves</b>								
20"D Starter	622084S	\$1,546	197	632084S	\$1,613	197	70	A
20"D Adder	622084A	\$1,193	157	632084A	\$1,260	157	70	A
24"D Starter	622484S	\$1,685	235	632484S	\$1,786	235	70	A
24"D Adder	622484A	\$1,264	184	632484A	\$1,365	184	70	A

Specify finish. Shelving comes standard with wood veneer tops. You must specify laminate tops.  
High-pressure laminate tops are available on shelving heights 60" and lower. See page 4 for standard wood/laminates.  
Other Wilsonart® laminates are available without an upcharge, call for details.



Featuring  
Academy Series

## WOOD SHELVING WITH MAGAZINE SHELVES

DESCRIPTION	3/4" SOLID OAK SHELF		1" PLYWOOD SHELF		Freight		Price Group
	LIST PRICE	WT	LIST PRICE	WT	Class		
<b>SINGLE FACE SHELVING</b>							
<b>42" High with 1 adjustable, 1 base and 2 sloped shelves</b>							
12"D Starter	621242MS	\$611	74	631242MS	\$636	74	A
12"D Adder	621242MA	\$513	56	631242MA	\$538	56	A
<b>48" High with 1 adjustable, 1 base and 2 sloped shelves</b>							
12"D Starter	621248MS	\$647	90	631248MS	\$672	90	A
12"D Adder	621248MA	\$537	62	631248MA	\$562	62	A
<b>60" High with 3 adjustable, 1 base and 4 sloped shelves</b>							
12"D Starter	621260MS	\$921	124	631260MS	\$963	124	A
12"D Adder	621260MA	\$796	110	631260MA	\$828	110	A
<b>72" High with 3 adjustable, 1 base and 4 sloped shelves</b>							
12"D Starter	621272MS	\$991	149	631272MS	\$1,033	149	A
12"D Adder	621272MA	\$811	124	631272MA	\$853	124	A
<b>84" High with 4 adjustable, 1 base and 5 sloped shelves</b>							
12"D Starter	621284MS	\$1,159	155	631284MS	\$1,210	155	A
12"D Adder	621284MA	\$951	129	631284MA	\$1,001	129	A
<b>DOUBLE FACE SHELVING</b>							
<b>42" High with 2 adjustable, 2 base and 4 sloped shelves</b>							
24"D Starter	622442MS	\$1,157	155	632442MS	\$1,207	155	A
24"D Adder	622442MA	\$955	134	632442MA	\$1,005	134	A
<b>48" High with 2 adjustable, 2 base and 4 sloped shelves</b>							
24"D Starter	622448MS	\$1,222	197	632448MS	\$1,273	197	A
24"D Adder	622448MA	\$995	149	632448MA	\$1,046	149	A
<b>60" High with 6 adjustable, 2 base and 8 sloped shelves</b>							
24"D Starter	622460MS	\$1,757	261	632460MS	\$1,841	261	A
24"D Adder	622460MA	\$1,480	218	632460MA	\$1,564	218	A
<b>72" High with 6 adjustable, 2 base and 8 sloped shelves</b>							
24"D Starter	622472MS	\$1,873	282	632472MS	\$1,957	282	A
24"D Adder	622472MA	\$1,503	253	632472MA	\$1,587	253	A
<b>84" High with 8 adjustable, 2 base and 10 sloped shelves</b>							
24"D Starter	622484MS	\$2,198	299	632484MS	\$2,299	299	A
24"D Adder	622484MA	\$1,778	275	632484MA	\$1,879	275	A

Specify finish. Shelving comes standard with wood veneer tops. You must specify laminate tops.  
High-pressure laminate tops are available on shelving heights 60" and lower. See page 4 for standard wood/laminates.  
Other Wilsonart® laminates are available without an upcharge, call for details.





Featuring  
Academy Series

## WOOD SHELVING WITH NEWSPAPER RODS

DESCRIPTION	3/4" SOLID OAK SHELF	LIST PRICE	WT	1" PLYWOOD SHELF	LIST PRICE	WT	Freight Class	Price Group
<b>SINGLE FACE SHELVING (Only)</b>								
<b>60" High with 1 base shelf and 10 newspaper rods</b>								
12"D Starter	621260NS	\$899	84	631260NS	\$907	84	70	A
12"D Adder	621260NA	\$714	57	631260NA	\$722	57	70	A
<b>72" High with 1 adj. and 1 base shelf plus 10 newspaper rods</b>								
12"D Starter	621272NS	\$975	101	631272NS	\$992	101	70	A
12"D Adder	621272NA	\$782	70	631272NA	\$799	70	70	A
<b>84" High with 2 adj. and 1 base shelf plus 10 newspaper rods</b>								
12"D Starter	621284NS	\$1,020	115	631284NS	\$1,045	115	70	A
12"D Adder	621284NA	\$806	83	631284NA	\$831	83	70	A

Specify finish. Shelving comes standard with wood veneer tops. You must specify laminate tops.

High-pressure laminate tops are available on shelving heights 60" and lower. See page 4 for standard wood/laminates.

Other Wilsonart® laminates are available without an upcharge, call for details.

## MOBILE SHELVING WITH FLAT WOOD SHELVES

DESCRIPTION	3/4" SOLID OAK SHELF	LIST PRICE	WT	1" PLYWOOD SHELF	LIST PRICE	WT	Freight Class	Price Group
<b>DOUBLE FACE SHELVING (Only)</b>								
<b>42-1/2" High with 4 adjustable and 2 base shelves</b>								
24"D Starter	622442MBS	\$1,202	142	632442MBS	\$1,336	142	70	A
<b>48-1/2" High with 4 adjustable and 2 base shelves</b>								
24"D Starter	622448MBS	\$1,270	151	632448MBS	\$1,370	151	70	A

OakWood Mobile Shelving features concealed casters.

Specify finish. Shelving comes standard with wood veneer tops. You must specify laminate tops.

High-pressure laminate tops are available on shelving heights 60" and lower. See page 4 for standard wood/laminates.

Other Wilsonart® laminates are available without an upcharge, call for details.



Featuring  
Academy Series

## WOOD BOOK STORE SHELVING

MODEL	DESCRIPTION	LIST PRICE	WT	Freight Class	Price Group
<b>SINGLE FACE SHELVING</b>					
<b>60" High</b> with 4 adjustable and 1 base shelf					
621060BS	16"D Starter	\$882	132	70	A
621060BA	16"D Adder	\$690	115	70	A
<b>84" High</b> with 6 adjustable and 1 base shelf					
622084BS	20"D Starter	\$1,055	213	70	A
622084BA	20"D Adder	\$812	198	70	A
<b>DOUBLE FACE SHELVING</b>					
<b>60" High</b> with 8 adjustable and 2 base shelves					
623260BS	32"D Starter	\$1,450	248	70	A
623260BA	32"D Adder	\$1,170	211	70	A

Specify finish. See page 4 for standard choices.

Book Store shelving includes 8"D shelves and plywood veneer backs.



Featuring  
Academy Series

## WOOD AND STEEL SHELVING WITH FLAT SHELVES

MODEL	DESCRIPTION	LIST PRICE	WT	Freight Class	Price Group
<b>SINGLE FACE SHELVING w/Steel Flat Shelves</b>					
<b>42" High with 2 adjustable and 1 base shelf</b>					
64F1242S	12"D Starter	\$525	63	70	A
64F1242A	12"D Adder	\$427	43	70	A
<b>48" High with 2 adjustable and 1 base shelf</b>					
64F1248S	12"D Starter	\$561	78	70	A
64F1248A	12"D Adder	\$451	53	70	A
<b>60" High with 4 adjustable and 1 base shelf</b>					
64F1260S	12"D Starter	\$705	109	70	A
64F1260A	12"D Adder	\$570	82	70	A
<b>72" High with 4 adjustable and 1 base shelf</b>					
64F1272S	12"D Starter	\$775	127	70	A
64F1272A	12"D Adder	\$595	95	70	A
<b>84" High with 5 adjustable and 1 base shelf</b>					
64F1284S	12"D Starter	\$879	132	70	A
64F1284A	12"D Adder	\$670	101	70	A
<b>DOUBLE FACE SHELVING w/Steel Flat Shelves</b>					
<b>42" High with 4 adjustable and 2 base shelves</b>					
64F2442S	24"D Starter	\$965	140	70	A
64F2442A	24"D Adder	\$783	102	70	A
<b>48" High with 4 adjustable and 2 base shelves</b>					
64F2448S	24"D Starter	\$1,050	149	70	A
64F2448A	24"D Adder	\$823	111	70	A
<b>60" High with 8 adjustable and 2 base shelves</b>					
64F2460S	24"D Starter	\$1,326	210	70	A
64F2460A	24"D Adder	\$1,048	151	70	A
<b>72" High with 8 adjustable and 2 base shelves</b>					
64F2472S	24"D Starter	\$1,442	208	70	A
64F2472A	24"D Adder	\$1,071	190	70	A
<b>84" High with 10 adjustable and 2 base shelves</b>					
64F2484S	24"D Starter	\$1,637	247	70	A
64F2484A	24"D Adder	\$1,217	196	70	A

Specify finish and steel shelf color. Shelving comes standard with wood veneer tops. You must specify laminate tops.  
High-pressure laminate tops are available on shelving heights 60" and lower. See page 4 for standard wood/laminates/steel colors.  
Other Wilsonart® laminates are available without an upcharge, call for details.



Featuring  
Academy Series

## WOOD AND STEEL SHELVING WITH BACKSTOP SHELVES

MODEL	DESCRIPTION	LIST PRICE	WT	Freight Class	Price Group
<b>SINGLE FACE SHELVING w/Steel Backstop Shelves</b>					
<b>42" High with 2 adjustable and 1 base shelf</b>					
64B1242S	12"D Starter	\$525	63	70	A
64B1242A	12"D Adder	\$427	43	70	A
<b>48" High with 2 adjustable and 1 base shelf</b>					
64B1248S	12"D Starter	\$561	78	70	A
64B1248A	12"D Adder	\$451	53	70	A
<b>60" High with 4 adjustable and 1 base shelf</b>					
64B1260S	12"D Starter	\$705	109	70	A
64B1260A	12"D Adder	\$570	82	70	A
<b>72" High with 4 adjustable and 1 base shelf</b>					
64B1272S	12"D Starter	\$775	127	70	A
64B1272A	12"D Adder	\$595	95	70	A
<b>84" High with 5 adjustable and 1 base shelf</b>					
64B1284S	12"D Starter	\$879	132	70	A
64B1284A	12"D Adder	\$670	101	70	A
<b>DOUBLE FACE SHELVING w/Steel Backstop Shelves</b>					
<b>42" High with 4 adjustable and 2 base shelves</b>					
64B2442S	24"D Starter	\$985	140	70	A
64B2442A	24"D Adder	\$783	102	70	A
<b>48" High with 4 adjustable and 2 base shelves</b>					
64B2448S	24"D Starter	\$1,050	149	70	A
64B2448A	24"D Adder	\$823	111	70	A
<b>60" High with 8 adjustable and 2 base shelves</b>					
64B2460S	24"D Starter	\$1,326	210	70	A
64B2460A	24"D Adder	\$1,048	151	70	A
<b>72" High with 8 adjustable and 2 base shelves</b>					
64B2472S	24"D Starter	\$1,442	208	70	A
64B2472A	24"D Adder	\$1,071	190	70	A
<b>84" High with 10 adjustable and 2 base shelves</b>					
64B2484S	24"D Starter	\$1,637	247	70	A
64B2484A	24"D Adder	\$1,217	196	70	A

*Specify finish and steel shelf color. Shelving comes standard with wood veneer tops. You must specify laminate tops. High-pressure laminate tops are available on shelving heights 60" and lower. See page 4 for standard wood/laminates/steel colors. Other Wilsonart® laminates are available without an upcharge, call for details.*



Featuring  
Academy Series

## WOOD AND STEEL SHELVING WITH MAGAZINE SHELVES

MODEL	DESCRIPTION	LIST PRICE	WT	Freight Class	Price Group
<b>SINGLE FACE SHELVING</b>					
<b>42" High</b> with 1 adjustable, 1 base and 2 sloped shelves					
64B1242MS	12"D Starter	\$579	78	70	A
64B1242MA	12"D Adder	\$481	60	70	A
<b>48" High</b> with 1 adjustable, 1 base and 2 sloped shelves					
64B1248MS	12"D Starter	\$615	94	70	A
64B1248MA	12"D Adder	\$505	66	70	A
<b>60" High</b> with 3 adjustable, 1 base and 4 sloped shelves					
64B1260MS	12"D Starter	\$857	132	70	A
64B1260MA	12"D Adder	\$722	118	70	A
<b>72" High</b> with 3 adjustable, 1 base and 4 sloped shelves					
64B1272MS	12"D Starter	\$927	158	70	A
64B1272MA	12"D Adder	\$746	132	70	A
<b>84" High</b> with 4 adjustable, 1 base and 5 sloped shelves					
64B1284MS	12"D Starter	\$1,079	165	70	A
64B1284MA	12"D Adder	\$871	139	70	A
<b>DOUBLE FACE SHELVING</b>					
<b>42" High</b> with 2 adjustable, 2 base and 4 sloped shelves					
64B2442MS	24"D Starter	\$1,093	163	70	A
64B2442MA	24"D Adder	\$891	142	70	A
<b>48" High</b> with 2 adjustable, 2 base and 4 sloped shelves					
64B2448MS	24"D Starter	\$1,158	205	70	A
64B2448MA	24"D Adder	\$931	157	70	A
<b>60" High</b> with 6 adjustable, 2 base and 8 sloped shelves					
64B2460MS	24"D Starter	\$1,629	278	70	A
64B2460MA	24"D Adder	\$1,352	234	70	A
<b>72" High</b> with 6 adjustable, 2 base and 8 sloped shelves					
64B2472MS	24"D Starter	\$1,745	298	70	A
64B2472MA	24"D Adder	\$1,375	269	70	A
<b>84" High</b> with 8 adjustable, 2 base and 10 sloped shelves					
64B2484MS	24"D Starter	\$2,038	319	70	A
64B2484MA	24"D Adder	\$1,618	295	70	A

Specify finish and steel shelf color. Shelving comes standard with wood veneer tops. You must specify laminate tops.  
High-pressure laminate tops are available on shelving heights 60" and lower. See page 4 for standard wood/laminates/steel colors.  
Other Wilsonart® laminates are available without an upcharge, call for details.



Featuring  
Academy Series

## WOOD AND STEEL SHELVING WITH MULTI-MEDIA SHELVES

MODEL	DESCRIPTION	LIST PRICE	WT	Freight Class	Price Group
<b>SINGLE FACE SHELVING</b>					
<b>42" High with 2 multi-media and 1 base shelf</b>					
641242MMS	12"D Starter	\$798	92	70	A
641242MMA	12"D Adder	\$700	61	70	A
<b>60" High with 4 multi-media and 1 base shelf</b>					
641260MMS	12"D Starter	\$1,295	135	70	A
641260MMA	12"D Adder	\$1,161	110	70	A
<b>84" High with 5 multi-media and 1 base shelf</b>					
641284MMS	12"D Starter	\$1,628	172	70	A
641284MMA	12"D Adder	\$1,419	139	70	A
<b>DOUBLE FACE SHELVING</b>					
<b>42" High with 4 multi-media and 2 base shelves</b>					
642442MMS	24"D Starter	\$1,532	172	70	A
642442MMA	24"D Adder	\$1,330	118	70	A
<b>60" High with 8 multi-media and 2 base shelves</b>					
642460MMS	24"D Starter	\$2,507	214	70	A
642460MMA	24"D Starter	\$2,230	193	70	A
<b>84" High with 10 multi-media and 2 base shelves</b>					
642484MMS	24"D Starter	\$3,135	322	70	A
642484MMA	24"D Starter	\$2,715	269	70	A

Specify finish and steel shelf color. Shelving comes standard with wood veneer tops. You must specify laminate tops.  
High-pressure laminate tops are available on shelving heights 60" and lower. See page 4 for standard wood/laminates/steel colors.  
Other Wilsonart® laminates are available without an upcharge, call for details.

### MOBILE SHELVING WITH FLAT STEEL SHELVES

MODEL	DESCRIPTION	LIST PRICE	WT	Freight Class	Price Group
<b>DOUBLE FACE SHELVING (Only)</b>					
<b>42-1/2" High with 4 adjustable and 2 base shelves</b>					
64F2442MBS	24"D Starter	\$1,225	160	70	A
<b>48-1/2" High with 4 adjustable and 2 base shelves</b>					
64F2448MBS	24"D Starter	\$1,291	169	70	A

OakWood Mobile Shelving features concealed casters.

### MOBILE SHELVING WITH STEEL BACKSTOP SHELVES

MODEL	DESCRIPTION	LIST PRICE	WT	Freight Class	Price Group
<b>DOUBLE FACE SHELVING (Only)</b>					
<b>42-1/2" High with 4 adjustable and 2 base shelves</b>					
64B2442MBS	24"D Starter	\$1,225	160	70	A
<b>48-1/2" High with 4 adjustable and 2 base shelves</b>					
64B2448MBS	24"D Starter	\$1,291	169	70	A

OakWood Mobile Shelving features concealed casters.

Specify finish and steel shelf color. Shelving comes standard with wood veneer tops. You must specify laminate tops.  
High-pressure laminate tops are available on shelving heights 60" and lower. See page 4 for standard wood/laminates/steel colors.  
Other Wilsonart® laminates are available without an upcharge, call for details.



Featuring  
Academy Series

## EXTRA SHELVES, BOOK STOPS AND ACCESSORIES

MODEL	DESCRIPTION	LIST PRICE	WT	Freight Class	Price Group
<b>EXTRA WOOD SHELVES</b>					
<b>3/4" thick Flat Solid Oak Shelves</b>					
SH1135	11-1/4"D x 35-3/16"W (for 12" D Shelving)	\$48	8	70	A
SH0935	9-1/4"D x 35-3/16"W (for 10" D Shelving)	\$46	8	70	A
<b>1" thick Flat Plywood Shelves</b>					
SH1135-PLY	11-1/4"D x 35-3/16"W (for 12" D Shelving)	\$65	7	70	A
SH0935-PLY	9-1/4"D x 35-3/16"W (for 10" D Shelving)	\$58	7	70	A
<b>Magazine Plywood Shelf</b>					
SH1435-M-PLY	1"H x 14-1/4"D x 35-1/8"W	\$72	10	70	A
<b>Picture Book Shelves</b>					
SH1135-PB (Oak)	3/4"H x 11-1/4"D x 35-3/16"W (w/4 Wood Dividers)	\$93	14	70	A
SH1135-PB-PLY (Plywood)	1"H x 11-1/4"D x 35-3/16"W (w/4 Wood Dividers)	\$115	13	70	A
<i>Specify finish. See page 4 for standard choices.</i>					
<b>Steel Backstop for Wood Shelves (Attaches to the back edge of the shelf with screws.)</b>					
SS-BS-35	1-1/2"H x 35"W	\$20	2	70	A
<b>EXTRA STEEL SHELVES</b>					
<b>Flat Steel Shelf</b>					
SS-FS-12	3/4"H x 11-1/4"D x 35-3/16"W	\$47	8	70	A
<b>Backstop Steel Shelf</b>					
SS-WB-12	3/4"H x 11-1/4"D x 35-3/16"W	\$47	8	70	A
<b>Magazine Steel Shelf</b>					
SS-MS-12	1"H x 14-1/4"D x 35-1/8"W	\$55	10	70	A
<b>Multi-Media Steel Shelf</b>					
SS-VS6	5"H x 12"D x 35-3/16"W - w/6 Steel Dividers	\$201	12	70	A
<b>Picture Book Steel Shelf</b>					
SS-PB-12	3/4"H x 11-1/4"D x 35-3/16"W - w/4 Wire Dividers	\$116	9	70	A
<i>Specify steel shelf color. See page 4 for standard choices.</i>					
<b>Wire Book Stop</b>					
64BS	7"H x 9"W	\$10	1	125	A
<b>Canopy Track for Book Stops</b>					
64CT30	5"H x 30"W	\$32	5	125	A
<b>Steel Stabilizers</b>					
SS3506	6"H x 35-1/4"W	\$29	4	70	A



Featuring  
Academy Series

## SHELVING BACK PANELS

MODEL	DESCRIPTION	LIST PRICE	WT	Freight Class	Price Group
<b>SINGLE FACE VENEER BACK PANELS</b>		<b>TO DEDUCT VENEER BACK PANELS</b>			
APB42	35"W x 42"H	-\$73	15	70	A
APB48	35"W x 48"H	-\$84	16	70	A
APB60	35"W x 60"H	-\$105	18	70	A
APB72	35"W x 72"H	-\$124	22	70	A
APB84	35"W x 84"H	-\$145	23	70	A

<b>DOUBLE FACE VENEER BACK PANELS</b>		<b>TO DEDUCT VENEER BACK PANELS</b>			
APD42	35"W x 42"H	-\$64	15	70	A
APD48	35"W x 48"H	-\$78	16	70	A
APD60	35"W x 60"H	-\$105	18	70	A
APD72	35"W x 72"H	-\$130	22	70	A
APD84	35"W x 84"H	-\$156	23	70	A

Specify finish. See page 4 for standard choices.

ALL OAKWOOD SHELVING UNITS (INCLUDING STEEL BACKSTOP UNITS) ARE PRICED TO INCLUDE PLYWOOD VENEER BACK PANELS. TO REPLACE PLYWOOD BACKS WITH HARDBOARD BACKS, DEDUCT THE LIST PRICES AS SHOWN BELOW.

<b>SINGLE FACE HARDBOARD BACKS</b>		<b>TO SUBSTITUTE PRINTED WOODGRAIN HARDBOARD BACK PANELS</b>			
AHB42	35"W x 42"H	-\$17	15	70	A
AHB48	35"W x 48"H	-\$19	21	70	A
AHB60	35"W x 60"H	-\$24	22	70	A
AHB72	35"W x 72"H	-\$28	23	70	A
AHB84	35"W x 84"H	-\$33	23	70	A

<b>DOUBLE FACE HARDBOARD BACKS</b>		<b>TO SUBSTITUTE PRINTED WOODGRAIN HARDBOARD BACK PANELS</b>			
AHD42	35"W x 42"H	-\$21	15	70	A
AHD48	35"W x 48"H	-\$24	21	70	A
AHD60	35"W x 60"H	-\$30	22	70	A
AHD72	35"W x 72"H	-\$36	23	70	A
AHD84	35"W x 84"H	-\$42	23	70	A

Specify Light Oak, Medium Oak, Dark Oak or Cherry on Oak

<b>STEEL STABILIZERS</b>					
SS3506	6"H x 35-1/4"W	\$29	4	70	A

WHEN BACK PANELS ARE REMOVED FROM DOUBLE FACED SHELVING UNITS, STEEL STABILIZERS WILL BE PROVIDED FOR STRENGTH OF THE SHELVING UNITS, STEEL STABILIZERS ARE ALSO SOLD SEPARATELY.





Featuring  
Academy Series

## SHELVING FILLER PANELS AND TOP CAPS

MODEL	DESCRIPTION	LIST PRICE	WT	Freight Class	Price Group
<b>FILLER PANELS</b>					
FP1242	12"W x 42"H	\$66	12	70	A
FP1248	12"W x 48"H	\$76	14	70	A
FP1260	12"W x 60"H	\$94	17	70	A
FP1272	12"W x 72"H	\$114	21	70	A
FP1284	12"W x 84"H	\$132	24	70	A

*Specify finish. See page 4 for standard choices.*

**TOPS CAPS (For corners and peninsulas)**

TC1212	12"W x 12"H	\$25	3	70	A
TC1224	12"W x 24"H	\$40	7	70	A

*You must specify whether veneer or laminate. Specify wood finish and laminate top color. See page 4 for standard choices.*

*Other Wilsonart® laminates are available without an upcharge, call for details.*

## OPTIONAL END PANELS FOR WOOD SHELVING

MODEL	DESCRIPTION	LIST PRICE	WT	Freight Class	Price Group
<b>LAMINATE SLATWALL END PANELS</b>					
FOR DOUBLE FACE SHELVING (Only)					
SLAT2042L	20"W x 42"H	\$251	21	70	A
SLAT2442L	24"W x 42"H	\$251	25	70	A
<i>Specify high-pressure laminate color. See page 4 for standard choices.</i>					
<i>Other Wilsonart® laminates are available without an upcharge, call for details.</i>					
<b>OAK VENEER SLATWALL END PANELS</b>					
FOR DOUBLE FACE SHELVING (Only)					
SLAT2042V	20"W x 42"H	\$251	21	70	A
SLAT2442V	24"W x 42"H	\$251	25	70	A
<i>Specify wood finish. See page 4 for standard choices.</i>					
<b>BULLETIN BOARD END PANELS</b>					
FOR DOUBLE FACE SHELVING (Only)					
BB2042	20"W x 42"H	\$375	12	70	A
BB2442	24"W x 42"H	\$375	15	70	A
<i>Specify fabric color and frame style: aluminum or oak. See page 4 for standard choices.</i>					



Featuring  
Academy Series

## END PANELS FOR CANTILEVER SHELVING

MODEL	DESCRIPTION	LIST PRICE	WT	Freight Class	Price Group
<b>RED OAK END PANELS WITH ARCH TOP</b>					
<b>SINGLE FACE END PANEL</b>					
EP1346A	3/4"thick x 13"W x 46"H	\$234	15	70	A
EP1370A	3/4"thick x 13"W x 70"H	\$256	23	70	A
EP1382A	3/4"thick x 13"W x 82"H	\$268	26	70	A
EP1388A	3/4"thick x 13"W x 88"H	\$275	28	70	A
EP1394A	3/4"thick x 13"W x 94"H	\$288	30	70	A
<b>DOUBLE FACE END PANEL</b>					
EP2546A	3/4"thick x 25"W x 46"H	\$344	29	70	A
EP2570A	3/4"thick x 25"W x 70"H	\$351	43	70	A
EP2582A	3/4"thick x 25"W x 82"H	\$375	51	70	A
EP2588A	3/4"thick x 25"W x 88"H	\$388	54	70	A
EP2594A	3/4"thick x 25"W x 94"H	\$402	58	70	A
<i>Add 4" to overall desired height to allow for top arched radius.</i>					
<i>Specify finish. See page 4 for standard choices.</i>					
<b>RED OAK END PANELS</b>					
<b>SINGLE FACE END PANEL</b>					
EP1343	3/4"thick x 13"W x 43"H	\$190	14	70	A
EP1367	3/4"thick x 13"W x 67"H	\$212	22	70	A
EP1379	3/4"thick x 13"W x 79"H	\$244	25	70	A
EP1385	3/4"thick x 13"W x 85"H	\$261	27	70	A
EP1391	3/4"thick x 13"W x 91"H	\$273	29	70	A
<b>DOUBLE FACE END PANEL</b>					
EP2543	3/4"thick x 25"W x 43"H	\$246	27	70	A
EP2567	3/4"thick x 25"W x 67"H	\$334	41	70	A
EP2579	3/4"thick x 25"W x 79"H	\$361	49	70	A
EP2585	3/4"thick x 25"W x 85"H	\$417	52	70	A
EP2591	3/4"thick x 25"W x 91"H	\$427	56	70	A
<i>Specify finish. See page 4 for standard choices.</i>					
<b>THERMOFUSED LAMINATE END PANELS with black edge banding</b>					
<b>SINGLE FACE END PANEL</b>					
EP1343L	3/4"thick x 13"W x 43"H	\$161	14	70	A
EP1367L	3/4"thick x 13"W x 67"H	\$178	22	70	A
EP1379L	3/4"thick x 13"W x 79"H	\$185	25	70	A
EP1385L	3/4"thick x 13"W x 85"H	\$190	27	70	A
EP1391L	3/4"thick x 13"W x 91"H	\$212	29	70	A
<b>DOUBLE FACE END PANEL</b>					
EP2543L	3/4"thick x 25"W x 43"H	\$215	27	70	A
EP2567L	3/4"thick x 25"W x 67"H	\$249	41	70	A
EP2579L	3/4"thick x 25"W x 79"H	\$263	49	70	A
EP2585L	3/4"thick x 25"W x 85"H	\$271	52	70	A
EP2591L	3/4"thick x 25"W x 91"H	\$278	56	70	A
<i>Specify laminate choices: Golden Oak, Walnut, Sand and Gray.</i>					

END PANELS SHOWN ABOVE ARE MADE-TO-ORDER. SIZES SHOWN ARE MAXIMUM HEIGHTS AND WIDTHS.  
PLEASE PROVIDE EXACT WIDTH AND HEIGHT FOR EACH PANEL ORDERED.  
END PANELS ARE NON-RETURNABLE.



Featuring  
Academy Series

## TABLES WITH DROP EDGE BANDS

MODEL	DESCRIPTION	LIST PRICE	WT	Freight Class	Price Group
ACADEMY TABLES					
TA3048*D	Table - 30"D x 48"W	\$882	90	70	A
TA3060*D	Table - 30"D x 60"W	\$974	112	70	A
TA3072*D	Table - 30"D x 72"W	\$1,059	124	70	A
TA3090*D	Table - 30"D x 90"W	\$1,157	138	70	A
TA3648*D	Table - 36"D x 48"W	\$935	100	70	A
TA3660*D	Table - 36"D x 60"W	\$992	125	70	A
TA3672*D	Table - 36"D x 72"W	\$1,109	139	70	A
TA3690*D	Table - 36"D x 90"W	\$1,286	152	70	A
TA4242*D	Square Table - 42"D x 42"W	\$945	115	70	A
TA4848*D	Square Table - 48"D x 48"W	\$961	129	70	A
TA42D*D	Round Table - 42"Diameter	\$1,062	90	70	A
TA48D*D	Round Table - 48"Diameter	\$1,077	103	70	A
TA60D*D	Round Table - 60"Diameter	\$1,383	128	70	A
CR60D*D	Round Table - 60"Diameter with Pedestal Base	\$1,601	193	70	A

Specify wood finish and laminate. See page 4 for colors and edgeband choices.  
Other Wilsonart® laminates are available without an upcharge, call for details.

To create a complete model number add required suffix(es). Edge band suffixes are combination codes.  
\*Drop edge band codes are: DD= Double Bevel VD=Bullnose ED=Cascade CD=Internal  
Standard table heights are 29", 27" and 25". Add -27 or -25 to model number if table is not 29" high.

## TABLES WITH FLUSH EDGE BANDS

MODEL	DESCRIPTION	LIST PRICE	WT	Freight Class	Price Group
ACADEMY TABLES					
TA3048*F	Table - 30"D x 48"W	\$863	90	70	A
TA3060*F	Table - 30"D x 60"W	\$741	112	70	A
TA3072*F	Table - 30"D x 72"W	\$813	124	70	A
TA3090*F	Table - 30"D x 90"W	\$896	138	70	A
TA3648*F	Table - 36"D x 48"W	\$708	100	70	A
TA3660*F	Table - 36"D x 60"W	\$756	125	70	A
TA3672*F	Table - 36"D x 72"W	\$855	139	70	A
TA3690*F	Table - 36"D x 90"W	\$1,005	152	70	A
TA4242*F	Square Table - 42"D x 42"W	\$716	115	70	A
TA4848*F	Square Table - 48"D x 48"W	\$730	129	70	A
TA42D*F	Round Table - 42"Diameter	\$815	90	70	A
TA48D*F	Round Table - 48"Diameter	\$828	103	70	A
TA60D*F	Round Table - 60"Diameter	\$1,087	128	70	A
CR60D*F	Round Table - 60"Diameter with Pedestal Base	\$1,272	193	70	A

Specify wood finish and laminate. See page 4 for colors and edgeband choices.  
Other Wilsonart® laminates are available without an upcharge, call for details.

To create a complete model number add required suffix(es). Edge band suffixes are combination codes.  
\*Flush edge band codes are: DF= Double Bevel VF=Bullnose EF=Cascade CF=Internal  
Standard table heights are 29", 27" and 25". Add -27 or -25 to model number if table is not 29" high.



Featuring  
Academy Series

## CHAIRS

MODEL	DESCRIPTION	LIST PRICE	WT	Freight Class	Price Group
<b>ACADEMY STRAIGHT BACK CHAIRS</b>					
C15A	Sled Base Wood Chair - 14"H Seat	\$172	17	200	B
C17A	Sled Base Wood Chair - 16"H Seat	\$176	20	200	B
C19A	Sled Base Wood Chair - 18"H Seat	\$186	28	200	B
C14A	Leg Base Wood Chair - 14"H Seat	\$164	17	200	B
C16A	Leg Base Wood Chair - 16"H Seat	\$172	20	200	B
C18A	Leg Base Wood Chair - 18"H Seat	\$182	25	200	B
<i>Specify finish. See page 4 for standard choices.</i>					
<b>ACADEMY STRAIGHT BACK CHAIRS - UPHOLSTERED</b>					
C15D	Sled Base Upholstered Chair - 14"H Seat	\$236	17	175	B
C17D	Sled Base Upholstered Chair - 16"H Seat	\$240	20	175	B
C19D	Sled Base Upholstered Chair - 18"H Seat	\$252	28	175	B
C14D	Leg Base Upholstered Chair - 14"H Seat	\$228	17	175	B
C16D	Leg Base Upholstered Chair - 16"H Seat	\$236	20	175	B
C18D	Leg Base Upholstered Chair - 18"H Seat	\$248	25	175	B
<i>Specify finish and fabric. See page 4 for choices. Custom fabrics are available.</i>					
<b>ACADEMY ARCHED BACK CHAIRS</b>					
C55A	Sled Base Wood Chair - 14"H Seat	\$196	18	200	B
C57A	Sled Base Wood Chair - 16"H Seat	\$202	23	200	B
C59A	Sled Base Wood Chair - 18"H Seat	\$212	27	200	B
C54A	Leg Base Wood Chair - 14"H Seat	\$190	17	200	B
C56A	Leg Base Wood Chair - 16"H Seat	\$196	22	200	B
C58A	Leg Base Wood Chair - 18"H Seat	\$206	26	200	B
<i>Specify finish. See page 4 for standard choices.</i>					
<b>ACADEMY ARCHED BACK CHAIRS - UPHOLSTERED</b>					
C55D	Sled Base Upholstered Chair - 14"H Seat	\$262	18	175	B
C57D	Sled Base Upholstered Chair - 16"H Seat	\$268	23	175	B
C59D	Sled Base Upholstered Chair - 18"H Seat	\$274	28	175	B
C54D	Leg Base Upholstered Chair - 14"H Seat	\$256	17	175	B
C56D	Leg Base Upholstered Chair - 16"H Seat	\$262	22	175	B
C58D	Leg Base Upholstered Chair - 18"H Seat	\$274	26	175	B
<i>Specify finish and fabric. See page 4 for choices. Custom fabrics are available.</i>					
<b>ARTISAN CHAIRS</b>					
D91-16	Sled Base Wood Chair - 16"H Seat	\$186	22	175	C
D91-18	Sled Base Wood Chair - 18"H Seat	\$186	25	175	C
D31-16	Leg Base Wood Chair - 16"H Seat	\$186	22	175	C
D31-18	Leg Base Wood Chair - 18"H Seat	\$186	25	175	C
<i>Specify finish. See page 4 for standard choices.</i>					
<b>ARTISAN UPHOLSTERED CHAIRS</b>					
D81-16	Sled Base Upholstered Chair - 16"H Seat	\$208	22	175	C
D81-18	Sled Base Upholstered Chair - 18"H Seat	\$208	25	175	C
D21-16	Leg Base Upholstered Chair - 16"H Seat	\$208	22	175	C
D21-18	Leg Base Upholstered Chair - 18"H Seat	\$208	25	175	C
<i>Specify finish and fabric. See page 4 for choices. Custom fabrics are available.</i>					



Featuring  
Academy Series

## CHAIRS ( Continued)

MODEL	DESCRIPTION	LIST PRICE	WT	Freight Class	Price Group
<b>TRADITIONAL SLAT-BACK CHAIRS</b>					
C1094A	Slat-Back Wood Chair - 14"H Seat	\$154	12	200	B
C1096A	Slat-Back Wood Chair - 16"H Seat	\$160	13	200	B
C1098A	Slat-Back Wood Chair - 18"H Seat	\$170	20	200	B
C1094C	Upholstered Seat Slat-Back Chair - 14"H Seat	\$198	12	175	B
C1096C	Upholstered Seat Slat-Back Chair - 16"H Seat	\$206	13	175	B
C1098C	Upholstered Seat Slat-Back Chair - 18"H Seat	\$214	20	175	B
<i>Specify finish and fabric. See page 4 for choices. Custom fabrics are available.</i>					
<b>TRADITIONAL LADDER-BACK CHAIRS</b>					
C1194A	Slat-Back Wood Chair - 14"H Seat	\$142	12	200	B
C1206A	Slat-Back Wood Chair - 16"H Seat	\$150	13	200	B
C1218A	Slat-Back Wood Chair - 18"H Seat	\$170	20	200	B
C1194C	Upholstered Seat Slat-Back Chair - 14"H Seat	\$186	12	175	B
C1206C	Upholstered Seat Slat-Back Chair - 16"H Seat	\$194	13	175	B
C1218C	Upholstered Seat Slat-Back Chair - 18"H Seat	\$214	20	175	B
<i>Specify finish and fabric. See page 4 for choices. Custom fabrics are available.</i>					
<b>TRADITIONAL SOLID-BACK CHAIRS</b>					
C753A	Solid-Back Wood Chair - 18"H Seat	\$180	20	200	B
C753C	Upholstered Seat Solid-Back Chair - 18"H Seat	\$236	20	175	B
<i>Specify finish. See page 4 for standard choices.</i>					
<b>ERGONOMIC TASK CHAIRS</b>					
M3612*	Task Chair	\$226	39	175	C
M3613*	Task Chair w/Arms	\$284	46	175	C
M3615*	Task Stool	\$304	49	175	C
M3616*	Task Stool w/Arms	\$362	56	175	C
<i>*Specify Burgundy, Blue or Charcoal fabric.</i>					



Featuring  
Academy Series

## STOOLS

MODEL	DESCRIPTION	LIST PRICE	WT	Freight Class	Price Group
<b>ARTISAN SLED BASE STOOLS AND BENCHES</b>					
618	Sled Base Stool - 18"H	\$255	15	175	A
628	Sled Base Stool - 28"H	\$288	16	175	A
672	Sled Base Bench - 18"H x 72"W	\$776	42	85	A
<i>Specify finish and fabric. See page 4 for choices. Custom fabrics are available.</i>					
<b>ARTISAN LEG BASE STOOLS</b>					
D227	Tall Leg Base Stool - 27"H	\$230	25	175	C
D218	Leg Base Stool - 18"H	\$171	18	175	C
D216	Leg Base Stool - 16"H	\$171	16	175	C
D218UF	Leg Base Upholstered Stool - 18"H w/Fabric	\$182	18	175	C
D216UF	Leg Base Upholstered Stool - 16"H w/Fabric	\$182	16	175	C
D218UV	Leg Base Upholstered Stool - 18"H w/Vinyl	\$179	18	175	C
D216UV	Leg Base Upholstered Stool - 16"H w/Vinyl	\$179	16	175	C
<i>Specify finish and fabric/vinyl. See page 4 for choices. Custom fabrics are available.</i>					
<b>ACADEMY STOOLS AND BENCHES</b>					
C25A	Wood Sled Base Stool - 19"H	\$218	22	200	B
C25C	Upholstered Sled Base Stool - 19"H	\$226	22	175	B
C26A	Wood Sled Base Bench - 19"H x 46"W	\$342	34	200	B
C26C	Upholstered Sled Base Bench - 19"H x 46"W	\$350	34	175	B
<i>Specify finish and fabric. See page 4 for choices. Custom fabrics are available.</i>					
<b>ACADEMY TALL STOOLS</b>					
C307A	Wood Stool 30"H	\$254	30	200	B
C307C	Upholstered Seat Stool 30"H	\$284	30	175	B
C319A	Wood Swivel Stool 30"H	\$292	42	200	B
C319C	Upholstered Seat Swivel Stool 30"H	\$324	42	175	B
<i>Specify finish and fabric. See page 4 for choices. Custom fabrics are available.</i>					



Featuring  
Academy Series

## LOUNGE FURNITURE

MODEL	DESCRIPTION	LIST PRICE	WT	Freight Class	Price Group
<b>ACADEMY LOUNGE SEATING WITH STRAIGHT BACK</b>					
C6311D	Leg Base Chair	\$506	70	175	B
C6312D	Leg Base Loveseat	\$858	112	175	B
C6313D	Leg Base Sofa	\$1,248	145	175	B
<i>Specify finish and fabric. See page 4 for choices. Custom fabrics are available.</i>					
C6321D	Sled Base Chair	\$522	70	175	B
C6322D	Sled Base Loveseat	\$870	112	175	B
C6323D	Sled Base Sofa	\$1,260	145	175	B
<i>Specify finish and fabric. See page 4 for choices. Custom fabrics are available.</i>					
<b>ACADEMY LOUNGE SEATING WITH ARCHED BACK</b>					
C8911D	Leg Base Chair	\$546	70	175	B
C8912D	Leg Base Loveseat	\$924	112	175	B
C8913D	Leg Base Sofa	\$1,284	145	175	B
<i>Specify finish and fabric. See page 4 for choices. Custom fabrics are available.</i>					
C8921D	Sled Base Chair	\$564	70	175	B
C8922D	Sled Base Loveseat	\$942	112	175	B
C8923D	Sled Base Sofa	\$1,308	145	175	B
<i>Specify finish and fabric. See page 4 for choices. Custom fabrics are available.</i>					
<b>ACADEMY ACCENT TABLES</b>					
CCA2030-16L	Lounge Table - 30"W x 20"D x 16"H	\$376	34	85	B
CCA2048-16L	Lounge Table - 48"W x 20"D x 16"H	\$382	46	85	B
CCA2828-16L	Square Lounge Table - 28"W x 28"D x 16"H	\$364	38	85	B
CCA36D -16L	Round Lounge Table - 36" Diameter x 16"H	\$452	42	85	B
<i>Specify finish. See page 4 for standard choices.</i>					
<b>PUFF SCROLL LOUNGE FURNITURE</b>					
GCT500*	Puff Scroll Chair - 37"W x 40"D x 40"H	\$394	30	UPS-OS1	C
GCT510*	Puff Scroll Ottoman - 24"W x 24"D x 18"H	\$180	14	UPS-OS2	C
GCT600*	Puff Scroll Rocker - 40"W x 40"D x 40"H	\$418	33	UPS-OS1	C
<i>*Specify Sage Green or Denim Blue fabric.</i>					



Featuring  
Academy Series

## DISPLAY FURNITURE

MODEL	DESCRIPTION	LIST PRICE	WT	Freight Class	Price Group
<b>ACADEMY DISPLAY FURNITURE - Atlas, Dictionary, Magazine, Newspaper, and End of Range</b>					
52044	Atlas Stand - 27"D x 28"W x 44"H	\$1,505	164	85	A
52036	Atlas Stand - 27"D x 28"W x 36"H	\$1,505	156	85	A
52144	Dictionary Stand - 16"D x 23"W x 44"H	\$715	54	85	A
52136	Dictionary Stand - 16"D x 23"W x 36"H	\$715	49	85	A
52100	Revolving Dictionary Stand - 16"D x 24"W x 11"H	\$206	16	85	A
UT52101	Utility Table w/Wood Edge - 18"D x 22"W x 26"H	\$350	26	70	A
52200	Magazine Stand - 16"D x 35"W x 48"H	\$1,008	61	85	A
52300	Newspaper Display - 14"D x 28"W x 60"H	\$905	76	70	A
52151	End of Range Display - 18"D x 20"W x 42"H	\$598	86	85	A
52161	End of Range Shelving - 18"D x 20"W x 42"H	\$449	82	85	A
52162	End of Range Shelving - 18"D x 20"W x 60"H	\$655	115	85	A
<i>Specify finish. See page 4 for standard choices.</i>					
<b>ACADEMY DISPLAY FURNITURE - Paperback, Video, DVD's and CD's</b>					
GM3941*#	Single Rotor Paperback Tower	\$531	53	UPS	C
GM3942*#	Double Rotor Paperback Tower	\$1,091	98	UPS	C
GW3615*#	Starter - 2 Paperback Tower Display / 5 Tier	\$880	62	150	C
GW3617*#	Adder - 1 Paperback Tower Display / 5 Tier	\$450	31	150	C
GW3715*#	Square - 4 Paperback Tower Display / 5 Tier	\$1,760	124	150	C
GW3616*#	Starter - 2 Paperback Tower Display / 6 Tier	\$900	62	150	C
GW3618*#	Adder - 1 Paperback Tower Display / 6 Tier	\$456	31	150	C
GW3716*#	Square - 4 Paperback Tower Display / 6 Tier	\$1,790	124	150	C
GW3096*	Waterfall Display Unit 49 1/2"W x 37"D x 57"H Specify Header	\$2,070	225	150	C
GW3061A*	CD Storage Display - Flipper Track 40"W x 19 1/2"D x 37"H	\$1,599	155	125	C
GW3061B*	CD Storage Display - Slider Block 40"W x 19 1/4"D x 37"H	\$1,599	130	125	C
GW3062*	End of Range CD Display - 25 1/2"W x 19"D x 41 1/2"H	\$1,582	140	125	C

\* Products are available in Light Oak or Medium Oak finishes only!

#Also specify shelf color: Brown, Black, Putty or Clear.





Featuring  
Academy Series

## COMPUTER FURNITURE

MODEL	DESCRIPTION	LIST PRICE	WT	Freight Class	Price Group
<b>ACADEMY LEG BASE COMPUTER FURNITURE w/Drop Edge Bands</b>					
CH8235*D	Half-Hex Computer Work Station - 35"D x 82"W x 27"H	\$1,371	135	100	A
CA3060*D	Computer Work Table - 30"D x 60"W x 27"H	\$1,181	120	100	A
CA3072*D	Computer Work Table - 30"D x 72"W x 27"H	\$1,267	133	100	A
CR3060*D	Computer Reference Table - 30"D x 60"W x 38"H	\$1,308	129	100	A
CR3072*D	Computer Reference Table - 30"D x 72"W x 38"H	\$1,385	142	100	A
CA2436*D	Personal Computer Work Table - 24"D x 36"W x 27"H	\$946	79	100	A

### ACADEMY PANEL BASE COMPUTER FURNITURE w/Drop Edge Bands

CR60D*D27	Pedestal-Base Computer Work Station - 60" Dia. x 27"H	\$1,688	193	100	A
CR60D*D29	Pedestal-Base Computer Work Station - 60" Dia. x 29"H	\$1,688	200	100	A
CR60D*D38	Pedestal-Base Comp. Reference Station - 60" Dia. x 38"H	\$1,869	245	100	A
CP3072*D27	Panel End Computer Work Center - 30"D x 72"W x 27"H	\$1,385	228	100	A
CP6072*D27	Panel End Computer Work Center - 60"D x 72"W x 27"H	\$1,868	348	100	A
CP3072*D38	Panel End Computer Reference Center - 30"D x 72"W x 38"H	\$1,526	291	100	A
CP6072*D38	Panel End Computer Reference Center - 60"D x 72"W x 38"H	\$2,037	430	100	A

See page 28 for wire management options. Specify finish and laminate.

See page 4 for colors and edgeband choices. Other Wilsonart® laminates are available without an upcharge, call for details.

To create a complete model number add required suffix(es). Edge band suffixes are combination codes.

Drop edge band codes are: DD=Double Bevel VD=Bullnose ED=Cascade CD=Internal

### ACADEMY LEG BASE COMPUTER FURNITURE w/Flush Edge Bands

CH8235*F	Half-Hex Computer Work Station - 35"D x 82"W x 27"H	\$1,105	135	100	A
CA3060*F	Computer Work Table - 30"D x 60"W x 27"H	\$940	120	100	A
CA3072*F	Computer Work Table - 30"D x 72"W x 27"H	\$1,015	133	100	A
CR3060*F	Computer Reference Table - 30"D x 60"W x 38"H	\$1,051	129	100	A
CR3072*F	Computer Reference Table - 30"D x 72"W x 38"H	\$1,126	142	100	A
CA2436*F	Personal Computer Work Table - 24"D x 36"W x 27"H	\$736	79	100	A

### ACADEMY PANEL BASE COMPUTER FURNITURE w/Flush Edge Bands

CR60D*F27	Pedestal-Base Computer Work Station - 60" Dia. x 27"H	\$1,431	193	100	A
CR60D*F29	Pedestal-Base Computer Work Station - 60" Dia. x 29"H	\$1,431	200	100	A
CR60D*F38	Pedestal-Base Comp. Reference Station - 60" Dia. x 38"H	\$1,594	245	100	A
CP3072*F27	Panel End Computer Work Center - 30"D x 72"W x 27"H	\$1,158	228	100	A
CP6072*F27	Panel End Computer Work Center - 60"D x 72"W x 27"H	\$1,593	348	100	A
CP3072*F38	Panel End Computer Reference Center - 30"D x 72"W x 38"H	\$1,285	291	100	A
CP6072*F38	Panel End Computer Reference Center - 60"D x 72"W x 38"H	\$1,745	430	100	A

See page 28 for wire management options. Specify finish and laminate.

See page 4 for colors and edgeband choices. Other Wilsonart® laminates are available without an upcharge, call for details.

To create a complete model number add required suffix(es). Edge band suffixes are combination codes.

Flush edge band codes are: DF=Double Bevel VF=Bullnose EF=Cascade CF=Internal

### ACADEMY MONITOR STANDS

54527	End of Range Monitor Stand - 16"D x 23"W x 27"H	\$812	56	100	A
54540	End of Range Monitor Stand - 16"D x 23"W x 40"H	\$907	62	100	A

Specify finish. See page 4 for standard choices.



Featuring  
Academy Series

## ACADEMY MODULAR CIRCULATION DESK

MODEL	DESCRIPTION	LIST PRICE	WT	Freight Class	Price Group
6513632*F	Hinged Door Unit - 30"D x 36"W x 32"H	\$1,803	140	100	A
6513638*F	Hinged Door Unit - 30"D x 36"W x 38"H	\$1,803	149	100	A
6514632*F	Open Shelf Unit - 30"D x 36"W x 32"H	\$1,316	157	100	A
6514638*F	Open Shelf Unit - 30"D x 36"W x 38"H	\$1,316	171	100	A
6515532*F	Two Drawer Open Unit - 30"D x 36"W x 32"H	\$1,588	161	100	A
6515538*F	Two Drawer Open Unit - 30"D x 36"W x 38"H	\$1,588	175	100	A
6516532*F	Two Drawer Hinged Door Unit - 30"D x 36"W x 32"H	\$2,050	180	100	A
6516538*F	Two Drawer Hinged Door Unit - 30"D x 36"W x 38"H	\$2,050	215	100	A
6523632*F	Computer Desk Unit - 30"D x 36"W x 32"H	\$1,213	172	100	A
6523638*F	Computer Desk Unit - 30"D x 36"W x 38"H	\$1,213	180	100	A
6524232*F	Computer Desk Unit - 30"D x 42"W x 32"H	\$1,258	174	100	A
6524238*F	Computer Desk Unit - 30"D x 42"W x 38"H	\$1,258	180	100	A
6526032*F	Computer Desk Unit - 30"D x 60"W x 32"H	\$1,537	184	100	A
6526038*F	Computer Desk Unit - 30"D x 60"W x 38"H	\$1,537	190	100	A
6527232*F	Computer Desk Unit - 30"D x 72"W x 32"H	\$1,723	210	100	A
6527238*F	Computer Desk Unit - 30"D x 72"W x 38"H	\$1,723	220	100	A
6527229*F	Computer Desk without Patron Ledge - 30"D x 72"W x 29"H	\$1,635	200	100	A
6528032*F	ADA Recessed Front Unit - 36"D x 36"W x 32"H	\$991	172	100	A
6533032*F	Open Corner Unit - 30"D x 30"W x 32"H	\$1,256	52	100	A
6533038*F	Open Corner Unit - 30"D x 30"W x 38"H	\$1,256	57	100	A
6533132*F	Round Open Corner Unit - 30"D x 30"W x 32"H	\$2,050	52	100	A
6533138*F	Round Open Corner Unit - 30"D x 30"W x 38"H	\$2,050	57	100	A
6534032*F	Closed Corner Unit - 30"D x 30"W x 32"H	\$1,417	61	100	A
6534038*F	Closed Corner Unit - 30"D x 30"W x 38"H	\$1,417	75	100	A
6534132*F	Round Closed Corner Unit - 30"D x 30"W x 32"H	\$2,250	80	100	A
6534138*F	Round Closed Corner Unit - 30"D x 30"W x 38"H	\$2,250	95	100	A
6534232*F	45 Degree Closed Corner Unit - 30"D x 30"W x 32"H	\$1,556	58	100	A
6534238*F	45 Degree Closed Corner Unit - 30"D x 30"W x 38"H	\$1,556	71	100	A
6535032*F	Desk Corner Unit - 48"D x 48"W x 32"H	\$2,194	195	100	A
6535038*F	Desk Corner Unit - 48"D x 48"W x 38"H	\$2,194	225	100	A
6535132*F	Round Desk Corner Unit - 48"D x 48"W x 32"H	\$3,421	270	100	A
6535138*F	Round Desk Corner Unit - 48"D x 48"W x 38"H	\$3,421	315	100	A
6543632*F	Book Drop Unit - 30"D x 36"W x 32"H	\$1,303	77	100	A
6543638*F	Book Drop Unit - 30"D x 36"W x 38"H	\$1,303	82	100	A

Specify finish and laminate. See page 4 for colors and edgeband choices.

Other Wilsonart® laminates are available without an upcharge. See page 28 for wire management options.

\*Flush edge band codes are: DF= Double Bevel VF=Bullnose EF=Cascade CF=Internal

Ex: 6513632DF is a Hinged Door Unit 32" High with a Double Bevel Edge.

5400032	Finished End Panel - 1"thick x 30"W x 32"H	\$271	27	100	A
5400038	Finished End Panel - 1"thick x 30"W x 38"H	\$271	31	100	A
5450000	Three Drawer Pedestal	\$679	65	100	A
5450010	File Drawer Pedestal	\$753	65	100	A
5450020	CPU Pedestal	\$452	75	100	A
5450025	Lap Drawer - 25" Wide	\$180	25	100	A
5450034	Lap Drawer - 34" Wide	\$188	30	100	A
0160	Keyboard Tray	\$143	5	UPS	A
5470029	Depressible Book Truck - 22"D x 30"W x 29"H	\$1,576	114	100	A
5470024	Depressible Book Truck - 22"D x 30"W x 24"H	\$1,576	101	100	A

Specify finish. See page 4 for standard choices. See page 28 for wire management options.



Featuring  
Academy Series

## REPUBLIC MODULAR CIRCULATION DESK

MODEL	DESCRIPTION	LIST PRICE	WT	Freight Class	Price Group
REPUBLIC MODULAR CIRCULATION DESK					
4513638	Hinged Door Unit - 30"D x 36"W x 38"H	\$1,536	149	100	A
4513632	Hinged Door Unit - 30"D x 36"W x 32"H	\$1,536	140	100	A
4514638	Open Shelf Unit - 30"D x 36"W x 38"H	\$1,228	171	100	A
4514632	Open Shelf Unit - 30"D x 36"W x 32"H	\$1,228	157	100	A
4515538	Two Drawer Open Unit - 30"D x 36"W x 38"H	\$1,496	175	100	A
4515532	Two Drawer Open Unit - 30"D x 36"W x 32"H	\$1,496	161	100	A
4523638	Computer Desk Unit - 30"D x 36"W x 38"H	\$1,440	180	100	A
4523632	Computer Desk Unit - 30"D x 36"W x 32"H	\$1,440	172	100	A
4524238	Computer Desk Unit - 30"D x 42"W x 38"H	\$1,583	180	100	A
4524232	Computer Desk Unit - 30"D x 42"W x 32"H	\$1,583	174	100	A
4526038	Computer Desk Unit - 30"D x 60"W x 38"H	\$1,895	190	100	A
4526032	Computer Desk Unit - 30"D x 60"W x 32"H	\$1,895	184	100	A
4527238	Computer Desk Unit - 30"D x 72"W x 38"H	\$2,004	220	100	A
4527232	Computer Desk Unit - 30"D x 72"W x 32"H	\$2,004	210	100	A
4528032	ADA Recessed Front Unit - 36"D x 36"W x 32"H	\$889	172	100	A
4534038	Closed Corner Unit - 30"D x 30"W x 38"H	\$1,241	75	100	A
4534032	Closed Corner Unit - 30"D x 30"W x 32"H	\$1,241	61	100	A
4535038	Desk Corner Unit - 48"D x 48"W x 38"H	\$1,812	225	100	A
4535032	Desk Corner Unit - 48"D x 48"W x 32"H	\$1,812	195	100	A
4543638	Book Drop Unit - 30"D x 36"W x 38"H	\$1,030	82	100	A
4543632	Book Drop Unit - 30"D x 36"W x 32"H	\$1,030	77	100	A
4580036	Patron Ledge - 10"D x 36"W x 10"H	\$216	19	100	A
4580042	Patron Ledge - 10"D x 42"W x 10"H	\$274	21	100	A
4580060	Patron Ledge - 10"D x 60"W x 10"H	\$332	27	100	A
4580072	Patron Ledge - 10"D x 72"W x 10"H	\$388	31	100	A

Specify finish and laminate. See page 4 for standard choices.

Other Wilsonart® laminates are available without an upcharge. See page 28 for wire management options.

5470029	Depressible Book Truck 22"D x 30"W x 29"H	\$1,576	114	100	A
5470024	Depressible Book Truck 22"D x 30"W x 24"H	\$1,576	101	100	A
4550010	Metal Three Drawer Mobile Pedestal	\$771	75	100	A
4550000	Metal File Drawer Mobile Pedestal	\$694	75	100	A
0400-W	Wood CPU Mobile Pedestal	\$111	14	100	A
5450025	Lap Drawer 25" Wide	\$180	25	100	A
5450034	Lap Drawer 34" Wide	\$190	30	100	A
0160	Keyboard Tray	\$144	5	UPS	A

Specify finish. See page 4 for standard choices.

See page 28 for wire management options.



Featuring  
Academy Series

## BOOK TRUCKS

MODEL	DESCRIPTION	LIST PRICE	WT	Freight Class	Price Group
<b>ACADEMY BOOK TRUCKS</b>					
G3035	Sloped Shelf w/Slider Block - 37"W x 17-3/8"D x 37-1/2"H	\$607	86	UPS	C
G3032	Sloped Shelf - 37"W x 17-3/8" x 37-1/2"H	\$547	86	UPS	C
G3037	Sloped Shelf w/Slider Block - 37"W x 17-3/8"D x 45-1/2"H	\$695	115	UPS	C
G3036	Sloped Shelf - 37" x 17-3/8" x 45-1/2"	\$621	115	UPS	C
G3170	Flat Shelf w/Slider Block - 37"W x 17-3/8"D x 37-1/2"H	\$607	65	UPS	C
G3167	Flat Shelf - 37"W x 17-3/8"D x 37-1/2"	\$573	65	UPS	C
5480000	Sloped Shelf - 32"W x 18"D x 29"H	\$1,126	64	70	A
5480030	Flat Shelf - 30"W x 14"D x 35"H	\$726	46	70	A
5480040	Flat Shelf - 40"W x 14"D x 42"H	\$820	58	70	A

Specify finish. See page 4 for standard choices.

## WIRE MANAGEMENT ACCESSORIES

MODEL	DESCRIPTION	LIST PRICE	WT	Freight Class	Price Group
<b>GROMMETS, J-CHANNEL, POWER COLUMNS AND ELECTRICAL OUTLETS</b>					
GR-03	3" Grommet	\$28	1	UPS	A
GR-OVAL	Oval Grommet	\$53	1	UPS	A
JC-036	Plastic J-Channel - 36"W	\$42	1	UPS	A
JC-042	Plastic J-Channel - 42"W	\$48	1	UPS	A
JC-054	Plastic J-Channel - 54"W	\$54	2	UPS	A
JC-066	Plastic J-Channel - 66"W	\$60	2	UPS	A
0300	Steel J-Channel - 24"W	\$117	4	UPS	A
0310	Steel J-Channel - 48"W	\$142	7	UPS	A
0320	Steel J-Channel - 60"W	\$157	10	UPS	A
0070	6-Outlet Surge Protector	\$60	1	UPS	A
0080	10-Outlet Surge Protector	\$170	2	UPS	A
0075	Flip-Up Data and Power Outlet-Flush Mounted	\$230	2	UPS	A
0330	Steel Top Mounted Single CPU Holder	\$138	12	UPS	A
0340	Steel Top Mounted Double CPU Holder	\$149	13	UPS	A



Featuring  
Academy Series

## CHILDREN'S FURNITURE

MODEL	DESCRIPTION	LIST PRICE	WT	Freight Class	Price Group
<b>TABLES</b>					
SST72	Sloped Top Table - 72"W x 35"D x 35"H	\$1,450	132	100	A
SST48	Sloped Top Table - 48"W x 35"D x 35"H	\$1,202	102	100	A
<i>Specify finish and laminate top color. See page 4 for standard choices.</i>					
<i>Other Wilsonart® laminates are available without an upcharge, call for details.</i>					
CR60D*D27	Pedestal Base - 60" Dia. Round Table 27" H w/Drop Edge	\$1,668	193	100	A
CR60D*F27	Pedestal Base - 60" Dia. Round Table 27" H w/Flush Edge	\$1,431	193	100	A
<i>Specify finish and laminate top color. See page 4 for standard choices.</i>					
<i>Other Wilsonart® laminates are available without an upcharge, call for details.</i>					
<i>To create a complete model number add required suffix(es). Edge band suffixes are combination codes.</i>					
<i>* Drop edge band codes are: DD= Double Bevel VD=Bullnose ED=Cascade CD=Internal</i>					
<i>* Flush edge band codes are: DF= Double Bevel VF=Bullnose EF=Cascade CF=Internal</i>					
622430BBMB	Mobile Book Browser - 37"W x 24"D x 30-1/2"H. <i>Specify finish.</i>	\$1,085	172	100	A
BB2027	Big Book Mobile Cart - 27"W x 20"D x 29-1/2"H	\$765	86	100	A
BB52102	Swivel Easel - 23-1/2"W x 8"D x 15"H. <i>Specify finish.</i>	\$224	14	UPS/100	A
<i>Specify finish and/or laminate top as indicated. See page 4 for standard choices.</i>					
<b>SEATING AND BENCHES</b>					
<b>STORY TIME BENCHES</b>					
LB12	Story Time Bench - 12"H	\$261	22	100	A
LB14	Story Time Bench - 14"H	\$266	24	100	A
LB16	Story Time Bench - 16"H	\$271	26	100	A
<i>Specify finish. See page 4 for standard choices.</i>					
BR2540V	Children's Big Book Reading Seat - 41"W x 18"H x 25"D.	\$1,065	78	100	A
D218	Stool w/Vinyl Seat - 16 1/2"W x 15 1/2"D x 18"H	\$170	18	175	C
D216	Stool w/Vinyl Seat - 16 1/2"W x 15 1/2"D x 16"H	\$170	16	175	C
LB7215	Leg Base Bench - 72"W x 13"D x 15"H	\$568	39	100	A
LB4815	Leg Base Bench - 48"W x 13"D x 15"H	\$403	30	100	A
<i>Specify finish and vinyl choice. See page 4 for standard choices.</i>					
GCT125	Teen Scoop Chair - 15"H Seat	\$203	12	UPS-OS2 /100	C
GCT126	Children's Scoop Chair - 13"H Seat	\$168	10	UPS-OS2 /100	C
<i>Specify Denim Blue or Red.</i>					



Featuring  
Academy Series

## SHELVING WITH WOOD PICTURE BOOK SHELVES

MODEL	DESCRIPTION	LIST PRICE	WT	Freight Class	Price Group
<b>SINGLE FACE SHELVING</b>					
<b>42" High</b> with 1 adjustable and 1 base shelf					
621242PBS	12"D Starter	\$579	77	70	A
621242PBA	12"D Adder	\$481	59	70	A
<b>48" High</b> with 1 adjustable and 1 base shelf					
621248PBS	12"D Starter	\$615	108	70	A
621248PBA	12"D Adder	\$505	77	70	A
<b>60" High</b> with 2 adjustable and 1 base shelf					
621260PBS	12"D Starter	\$765	130	70	A
621260PBA	12"D Adder	\$630	96	70	A
<b>72" High</b> with 3 adjustable and 1 base shelf					
621272PBS	12"D Starter	\$927	155	70	A
621272PBA	12"D Adder	\$747	128	70	A
<b>DOUBLE FACE SHELVING</b>					
<b>42" High</b> with 2 adjustable and 2 base shelves					
622442PBS	24"D Starter	\$1,093	164	70	A
622442PBA	24"D Adder	\$891	144	70	A
<b>48" High</b> with 2 adjustable and 2 base shelves					
622448PBS	24"D Starter	\$1,159	226	70	A
622448PBA	12"D Adder	\$932	178	70	A
<b>60" High</b> with 4 adjustable and 2 base shelves					
622460PBS	24"D Starter	\$1,446	262	70	A
622460PBA	24"D Adder	\$1,168	210	70	A
<b>72" High</b> with 6 adjustable and 1 base shelf					
622472PBS	24"D Starter	\$1,562	287	70	A
622472PBA	24"D Adder	\$1,192	258	70	A

Picture book shelving includes 4 wood dividers per shelf.

Specify finish. Shelving comes standard with wood veneer tops.

High-pressure laminate tops are available on shelving heights 60" and lower. See page 4 for standard wood and laminate choices. Other Wilsonart® laminates are available without an upcharge, call for details.



Featuring  
Academy Series

## MOBILE SHELVING WITH WOOD PICTURE BOOK SHELVES

MODEL	DESCRIPTION	LIST PRICE	WT	Freight Class	Price Group
<b>DOUBLE FACE SHELVING (Only)</b>					
<b>42-1/2" High</b> with 2 adjustable and 2 base shelves					
622442MBPBS	24"D Starter	\$1,418	142	70	A
<i>Oakwood Mobile Shelving features concealed casters.</i>					
<b>DOUBLE FACE SHELVING (Only)</b>					
<b>48-1/2" High</b> with 2 adjustable and 2 base shelves					
622448MBPBS	24"D Starter	\$1,494	151	70	A
<i>Oakwood Mobile Shelving features concealed casters.</i>					

*Picture book shelving includes 4 wood dividers per shelf.  
Specify finish. See page 4 for standard wood and laminate choices.  
Shelving comes standard with wood veneer top. You must specify veneer or high-pressure laminate top.  
Other Wilsonart® laminates are available without an upcharge, call for details.*

## SLOPED TOP SHELVING WITH WOOD PICTURE BOOK SHELVES

MODEL	DESCRIPTION	LIST PRICE	WT	Freight Class	Price Group
<b>SINGLE FACE SHELVING</b>					
<b>48" High</b> with 1 adjustable and 1 base shelf					
621248PBSS	12"D Starter	\$858	111	70	A
621248PBAS	12"D Adder	\$734	80	70	A
<b>DOUBLE FACE SHELVING</b>					
<b>48" High</b> with 2 adjustable and 2 base shelves					
622448PBSS	24"D Starter	\$1,441	232	70	A
622448PBAS	24"D Adder	\$1,175	184	70	A

*Picture book shelving includes 4 wood dividers per shelf.  
Sloped top shelving comes standard with laminate top.  
Specify wood finish and laminate colors. See page 4 for choices.  
Other Wilsonart® laminates are available without an upcharge, call for details.*

## MOBILE SLOPED TOP SHELVING WITH WOOD PICTURE BOOK SHELVES

MODEL	DESCRIPTION	LIST PRICE	WT	Freight Class	Price Group
<b>DOUBLE FACE SHELVING WITH SLOPED TOP</b>					
<b>48-1/2" High</b> with 2 adjustable and 2 base shelves					
622448MBPBS	24"D Starter	\$1,979	198	70	A
<i>Oakwood Mobile Shelving features concealed casters.</i>					

*Picture book shelving includes 4 wood dividers per shelf.  
Sloped top shelving comes standard with laminate top.  
Specify wood finish and laminate colors. See page 4 for choices.  
Other Wilsonart® laminates are available without an upcharge, call for details.*



Featuring  
Academy Series

## SHELVING WITH STEEL PICTURE BOOK SHELVES

MODEL	DESCRIPTION	LIST PRICE	WT	Freight Class	Price Group
<b>SINGLE FACE SHELVING</b>					
<b>42" High with 1 adjustable and 1 base shelf</b>					
641242PBS	12"D Starter	\$611	77	70	A
641242PBA	12"D Adder	\$513	59	70	A
<b>48" High with 1 adjustable and 1 base shelf</b>					
641248PBS	12"D Starter	\$647	108	70	A
641248PBA	12"D Adder	\$537	77	70	A
<b>60" High with 2 adjustable and 1 base shelf</b>					
641260PBS	12"D Starter	\$812	130	70	A
641260PBA	12"D Adder	\$678	96	70	A
<b>72" High with 3 adjustable and 1 base shelf</b>					
641272PBS	12"D Starter	\$991	155	70	A
641272PBA	12"D Adder	\$810	128	70	A
<b>DOUBLE FACE SHELVING</b>					
<b>42" High with 2 adjustable and 2 base shelves</b>					
642442PBS	24"D Starter	\$1,157	164	70	A
642442PBA	24"D Adder	\$955	144	70	A
<b>48" High with 2 adjustable and 2 base shelves</b>					
642448PBS	24"D Starter	\$1,222	226	70	A
642448PBA	24"D Adder	\$995	178	70	A
<b>60" High with 4 adjustable and 2 base shelves</b>					
642460PBS	24"D Starter	\$1,541	262	70	A
642460PBA	24"D Adder	\$1,264	210	70	A
<b>72" High with 6 adjustable and 2 base shelves</b>					
642472PBS	24"D Starter	\$1,657	287	70	A
642472PBA	24"D Adder	\$1,287	258	70	A

Picture book shelving includes 4 wire dividers per shelf.

Specify finish and steel colors. See page 4 for standard steel, wood and laminate choices.

Shelving comes standard with wood veneer top. You must specify veneer or high-pressure laminate top.

Other Wilsonart® laminates are available without an upcharge, call for details.





Featuring  
Academy Series

## MOBILE SHELVING WITH STEEL PICTURE BOOK SHELVES

MODEL	DESCRIPTION	LIST PRICE	WT	Freight Class	Price Group
<b>DOUBLE FACE SHELVING</b>					
<b>42-1/2" High</b> with 2 adjustable and 2 base shelves					
642442MBPBS	24"D Starter	\$1,422	142	70	A
<b>DOUBLE FACE SHELVING</b>					
<b>48-1/2" High</b> with 2 adjustable and 2 base shelves					
642448MBPBS	24"D Starter	\$1,498	151	70	A
<i>Oakwood Mobile Shelving features concealed casters.</i>					

*Picture book shelving includes 4 wood dividers per shelf.  
Specify wood finish and laminate colors. See page 4 for choices.  
Shelving comes standard with wood veneer top. You must specify veneer or high-pressure laminate top.  
Other Wilsonart® laminates are available without an upcharge, call for details.*

## SLOPED TOP SHELVING WITH STEEL PICTURE BOOK SHELVES

MODEL	DESCRIPTION	LIST PRICE	WT	Freight Class	Price Group
<b>SINGLE FACE SHELVING</b>					
<b>48" High</b> with 1 adjustable and 1 base shelf					
641248PBSS	12"D Starter	\$903	113	70	A
641248PBAS	12"D Adder	\$780	82	70	A
<b>DOUBLE FACE SHELVING</b>					
<b>48" High</b> with 2 adjustable and 2 base shelves					
642448PBSS	24"D Starter	\$1,519	232	70	A
642448PBAS	24"D Adder	\$1,254	184	70	A

*Picture book shelving includes 4 wire dividers per shelf.  
Sloped top shelving comes standard with laminate top.  
Specify wood finish and laminate colors. See page 4 for choices.  
Other Wilsonart® laminates are available without an upcharge, call for details.*

## MOBILE SLOPED TOP SHELVING WITH STEEL PICTURE BOOK SHELVES

MODEL	DESCRIPTION	LIST PRICE	WT	Freight Class	Price Group
<b>DOUBLE FACE SHELVING WITH SLOPED TOP</b>					
<b>48" High</b> with 1 adjustable and 1 base shelf					
642448MBPBS	24"D Starter	\$1,916	198	70	A
<i>Oakwood Mobile Shelving features concealed casters.</i>					

*Picture book shelving includes 4 wire dividers per shelf.  
Sloped top shelving comes standard with laminate top.  
Specify wood finish, laminate and steel colors. See page 4 for choices.  
Other Wilsonart® laminates are available without an upcharge, call for details.*

PLEASE PROVIDE THIS INFORMATION FOR YOUR CUSTOM LAYOUT:

Project Name: \_\_\_\_\_

Project Location: \_\_\_\_\_

Projected Delivery Date: \_\_\_\_\_

Company: \_\_\_\_\_

Dealer/ Rep Name: \_\_\_\_\_

Dealer/ Rep Address: \_\_\_\_\_

FAX#: \_\_\_\_\_

Phone: \_\_\_\_\_ Cell: \_\_\_\_\_

Email address: \_\_\_\_\_

## Contact us!

FAX THIS FORM TO:

254-605-5552

Call us! 800-537-4723

Email: [sales@oakwoodlibrary.com](mailto:sales@oakwoodlibrary.com)

**Wood Finish:** \_\_\_\_\_

**Laminate Color:** \_\_\_\_\_

**Fabric or Vinyl color(s):** \_\_\_\_\_

**Library Type and/or Grade Level for Project Area:**

**Shelving Height and Depth** (Single Face 10"D or 12"D/ Double Face 20"D or 24"D):

**Single Faced Units** \_\_\_42"\_\_\_48"\_\_\_60"\_\_\_72"\_\_\_84"

**Double Faced Units** \_\_\_42"\_\_\_48"\_\_\_60"\_\_\_72"\_\_\_84"

**Shelving Backs:** Plywood Veneer backs are included as standard with each shelving unit. Hardboard backs are available, deduct from list prices as indicated in this price list.

**Shelving Styles:**  
 \_\_\_\_\_ Solid Oak (3/4" thick) \_\_\_\_\_ Plywood/Oak Veneer (1" thick)  
 \_\_\_\_\_ Steel (18-gauge). Specify shelf color.  
 \_\_\_\_\_ Book \_\_\_\_\_ Magazine \_\_\_\_\_ Newspaper \_\_\_\_\_ Media \_\_\_\_\_ Picture books

**Circulation Desk Series:**  
 \_\_\_\_\_ Academy (choice of edge styles) \_\_\_\_\_ Republic

**Tables/Workstations:** \_\_\_\_\_ Drop Edge \_\_\_\_\_ Flush Edge  
**Profile:** \_\_\_\_\_ Double Bevel \_\_\_\_\_ Bullnose \_\_\_\_\_ Cascade \_\_\_\_\_ Internal

**Table Shape and sizes:** \_\_\_\_\_

**Computer Patron Access Work Areas (# of computers):**  
 \_\_\_\_\_

**Library Seating:**  
 \_\_\_\_\_ Number of Library Chairs (maximum persons seated at one time):  
 \_\_\_\_\_ Sled Base \_\_\_\_\_ Log Base



Have you registered  
this job? Call for  
information!

To assist you in designing the best library for your needs, OakWood Library Furniture™ offers a variety of options and services. We can provide:



Assistance in budget formulation.



Layout and design assistance utilizing 2D, 3D and CAD capabilities.



Virtual tours of your design plans to assure appropriate product selection.



An unlimited variety of custom colors, fabric and laminates to fit your design needs.



## Five-year Warranty

# Academy Series and Signature Series

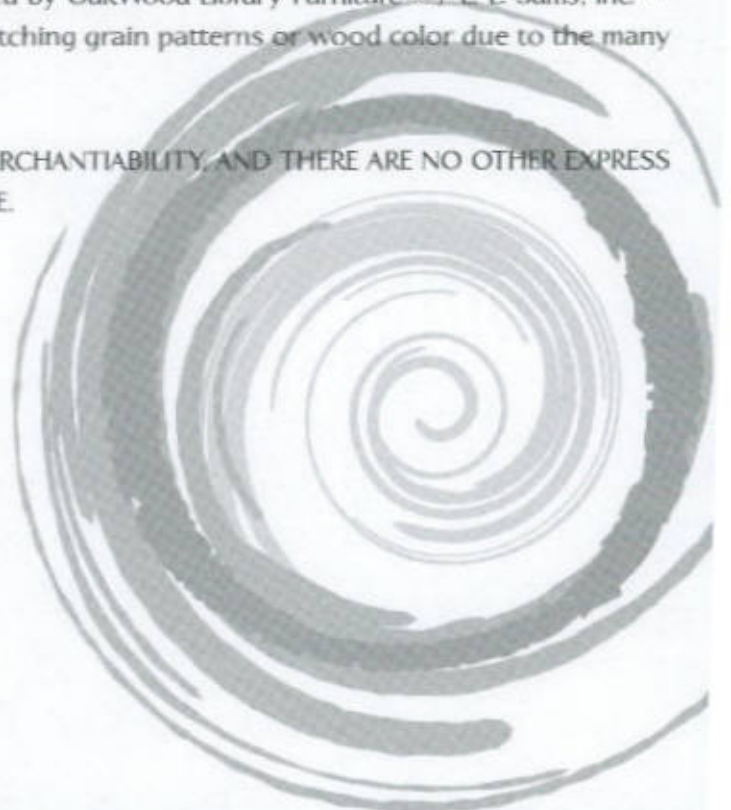
OakWood Library Furniture™ manufactured by L.L. Sams, Inc. warrants to the original purchaser (dealer) furniture sold by OakWood Library Furniture™ shall be free from defects in material and workmanship for a period of **FIVE YEARS** from the original date of delivery.

This warranty does not cover ordinary wear and tear or problems caused by abusive or abnormal use, modification or alteration, improper assembly/installation, failures resulting from inadequate inspection and maintenance, accident, vandalism, or freight damage. Any incidental or consequential damages, including but not limited to business losses, personal property damage and third party liabilities are hereby expressly excluded.

Defects found during the warranty period must be reported immediately to OakWood Library Furniture™. To invoke this warranty, OakWood Library Furniture™ must receive written notice within the warranty period with detailed explanation of the defect. Written approval from authorized personnel of OakWood Library Furniture™ in Cameron, Texas is required in order for warranty work to begin. At the discretion of OakWood Library Furniture™, we will make replacements and/or repairs to furniture due to defects in construction, materials or workmanship.

This warranty includes only furniture directly manufactured by OakWood Library Furniture™ / L. L. Sams, Inc.™ OakWood Library Furniture™ does not warrant the matching grain patterns or wood color due to the many color and grain variations associated by wood.

**THERE ARE NO IMPLIED WARRANTIES OF FITNESS OR MERCHANTABILITY, AND THERE ARE NO OTHER EXPRESS WARRANTIES BEYOND THE WARRANTY EXPRESSED HERE.**





 **OakWood**<sup>™</sup>  
Library Furniture

*Manufactured by L.L. Sams, Inc.*

P.O. Box 751  
1203 Industrial Blvd.  
Cameron, TX 76520  
Phone: 800-537-4723  
Fax: 254-605-5552  
Email: [sales@oakwoodlibrary.com](mailto:sales@oakwoodlibrary.com)  
[www.oakwoodlibrary.com](http://www.oakwoodlibrary.com)