



Price List 109G

Effective January 1, 2009

GENERAL LINE PRODUCTS



This price list supersedes all previously published price lists and is subject to change without notice.



COLOR SELECTION

Standard Laminate Colors

Color	Code	Color	Code
Bannister Oak	J	Persian Blue	V
Emerald Green	E	Red (Hollyberry)	R
Fusion Maple	7909	Valley Pecan	P
Gray Glace	Q	Walnut	W
Hunter Green	G	Wild Cherry	7054

Premium Laminate Colors*

Color	Code	Color	Code
Barcoo Brush	4821	Illawarra Brush	4806
Beige Nebula	4624	Manitoba Maple	7911
Beryl Brush	4822	Natural Nebula	4633
Cesium	4815	Natural Pear	7061
Congo Spruce	7062	Windswept	4793
Grey Nebula	4622	Woolamai Brush	4746

* Contact factory for upcharge.

Standard Metal Colors

Color	Code
Black	B
Gray	G
Blue	V
Brown	S
Putty	P
Chrome*	C

Vinyl Edge Colors

Color	Code
Black	B
Gray	G
Blue	V
Brown	S
Putty	P

PermaTuff™ Edge

Color	Code
Black	T

(additional cost)

ABS Plastic Colors

Color	Code
Gray	Q
Beige	I
Charcoal Gray	G
Brown (upon request)	S

ABS Molding Color*

Color	Code
Black	B

* Chrome is standard on select items, but is an upcharge on other products.

* Other colors available upon request.

Stage & Riser Deck Finishes

Carpet Colors	Code
Pewter Gray	P
Charcoal Gary	C
Black	B
Mushroom Tan	M
Twilight Blue	V
Fiesta Red	R

Polypropylene	Code
Black	B
Gray	G

TransFold Choral Risers

Charcoal Carpet deck with black and zinc plated metal.

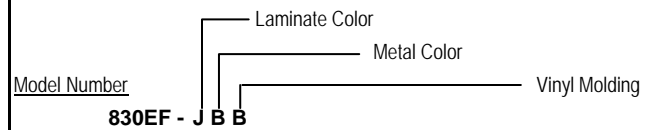
1/28/2009

ORDERING INFORMATION

Standard Packaging - All products are packaged in quantities as indicated. For single quantity packing where double packing is standard, add \$4.00 net per unit.

Model Number Configuration

(Must Be Included on Purchase Order)



Orders may be sent by fax: (312) 666-2606 or e-mailed to: orders@midwestfolding.com

SALES POLICIES

TERMS OF SALE - Cash in advance or upon approved credit, net 30 days for dealers who qualify for credit in Midwest's judgment. All orders are subject to acceptance in Chicago by Midwest. All prices listed herein are f.o.b. factory. 1½% per month service charge will accrue on overdue accounts.

ACKNOWLEDGMENTS - Every order is acknowledged. Orders are manufactured and invoiced based upon the information in the acknowledgment. If there are any discrepancies, the dealer must notify Midwest within 5 working days. Orders are accepted by Midwest per the terms herein and on the acknowledgment. Midwest rejects any terms and conditions in any customer purchase orders or other business forms which are different from the terms stated herein and on the acknowledgement.

PHONE ORDERS - Midwest Folding Products accepts phone and fax orders as a service to meet customer needs. However, a purchase order marked "confirmation" must follow immediately. Duplicate orders not marked "confirmation" are the responsibility of the customer.

SHIPMENT DAMAGE CLAIMS - All shipments should be carefully inspected by the consignee before acceptance, and the delivering carrier should be requested to record any damage or shortage on the delivery receipt before the consignee signs it. Notify Midwest Folding Products of any damage requiring replacement or repair. If further damage is found after delivery, immediate inspection by the delivering carrier should be requested.

Notification of concealed damages must be made to the delivering carrier within 15 days after delivery of merchandise. Carrier liability ceases after 15 days.

CAUTION - After obtaining a clear receipt for shipment, the delivering carrier is no longer responsible for damages or shortages.

RETURNS - Merchandise returned will not be accepted without the written consent of Midwest Folding Products. After approval, returned merchandise must be shipped pre-paid and is subject to a 15% restocking charge, unless it is Midwest's responsibility. Non-stock items may require a higher restocking charge.



Conference Tables

- High Pressure Plastic Laminate Surface
- Folding Legs
- 10 Year Warranty (plywood and MDF core models)

TABLE STYLE	MODEL NUMBER	SIZE W" x L" x H"	QUICK SHIP COLORS	PACKED	WEIGHT LBS	CUBES CU FT / UNIT	LIST PRICE
-------------	--------------	----------------------	----------------------	--------	---------------	-----------------------	---------------

C Series - Oval Shape With Radius PermaTuff™ Edge

	CV636M	36W x 72L x 29H		1	108	5.3	\$559.70
	CV836M	36W x 96L x 29H		1	137	7.0	\$679.40
	CV848M	48W x 96L x 29H		1	170	9.2	\$798.20

C Series - Boat Shape With Radius PermaTuff™ Edge

	CB636M	36W x 72L x 29H		1	111	5.3	\$559.70
	CB836M	36W x 96L x 29H		1	140	7.0	\$679.40
	CB848M	48 x 96L x 29H		1	175	9.2	\$798.20

C Series - Rectangular Shape With Radius PermaTuff™ Edge

	CR636M	36W x 72L x 29H		1	113	5.3	\$559.70
	CR836M	36W x 96L x 29H		1	142	7.0	\$679.40
	CR848M	48W x 96L x 29H		1	179	9.2	\$798.20

TL Series - Rectangular Shape, Particleboard Core With Vinyl Edge

	TL305	*	30W x 60L x 29H		1	77	3.5	\$337.10
	TL306		30W x 72L x 29H		1	85	4.1	\$343.60
	TL308		30W x 96L x 29H		1	105	5.4	\$387.80
	TL366		36W x 72L x 29H		1	95	4.9	\$373.80
	TL368		36W x 96L x 29H		1	117	6.5	\$444.50

Lower half of legs is chrome plated as standard. Powdercoat finish is also available.

TL Series - Rectangular Shape, Plywood Core With Vinyl Edge

	TL305EF	*	30W x 60L x 29H		1	65	3.2	\$385.50
	TL306EF		30W x 72L x 29H		1	76	3.9	\$405.60
	TL308EF		30W x 96L x 29H		1	93	5.1	\$465.20
	TL366EF		36W x 72L x 29H		1	84	4.9	\$448.80
	TL368EF		36W x 96L x 29H		1	103	6.5	\$544.10

Lower half of legs is chrome plated as standard. Powdercoat finish is also available.

TLA Series - Adjustable, Rectangular Shape, Particleboard Core With Vinyl Edge

	TLA305		30W x 60L x 22-29H		1	77	3.4	\$365.40
	TLA306		30W x 72L x 22-29H		1	85	4.1	\$377.70
	TLA308		30W x 96L x 22-29H		1	105	5.4	\$426.10
	TLA366		36W x 72L x 22-29H		1	95	4.9	\$410.00
	TLA368		36W x 96L x 22-29H		1	117	6.5	\$488.80

Lower half of legs is chrome plated as standard. Powdercoat finish is also available.

TLA Series - Adjustable, Rectangular Shape, Plywood Core With Vinyl Edge

	TLA305EF		30W x 60L x 22-29H		1	65	3.4	\$414.10
	TLA306EF		30W x 72L x 22-29H		1	76	4.1	\$440.30
	TLA308EF		30W x 96L x 22-29H		1	93	5.4	\$503.50
	TLA366EF		36W x 72L x 22-29H		1	84	4.9	\$485.00
	TLA368EF		36W x 96L x 22-29H		1	103	6.5	\$588.70

Lower half of legs is chrome plated as standard. Powdercoat finish is also available.

* Legs do not fold flat. Store on edge using model TEC caddy. Black metal finish is standard on all models unless otherwise specified.

Freight Class - 70



Training Tables

- High Pressure Plastic Laminate Surface
- Cantilever Style Legs
- 10 Year Warranty (plywood and MDF core models)





TABLE STYLE	MODEL NUMBER	SIZE W" x L" x H"	QUICK SHIP COLORS	PACKED	WEIGHT LBS	CUBES CU FT / UNIT	LIST PRICE
-------------	--------------	----------------------	----------------------	--------	---------------	-----------------------	---------------



CTLF Series - 5/8" Particleboard Core With Vinyl Edge - (Available with Powdercoat or Chrome Plated pedestals.)

 <p><i>Fixed Height</i></p>	CTL185F *	18W x 60L x 29H		1	54	2.0	\$293.00
	CTL186F	18W x 72L x 29H		1	60	2.8	\$294.80
	CTL188F	18W x 96L x 29H		1	71	3.7	\$315.10
	CTL245F *	24W x 60L x 29H		1	63	2.7	\$329.40
	CTL246F	24W x 72L x 29H		1	72	3.6	\$333.40
	CTL248F	24W x 96L x 29H		1	86	4.8	\$359.40
 <p><i>Adjustable Height</i></p>	CTLA185F *	18W x 60L x 22-29H		1	50	2.2	\$321.00
	CTLA186F	18W x 72L x 22-29H		1	54	2.6	\$323.00
	CTLA188F	18W x 96L x 22-29H		1	64	3.4	\$347.70
	CTLA245F *	24W x 60L x 22-29H		1	66	2.8	\$353.40
	CTLA246F	24W x 72L x 22-29H		1	73	3.3	\$365.40
	CTLA248F	24W x 96L x 22-29H		1	88	4.4	\$394.80


CTLEF Series - 3/4" Plywood Core With Vinyl Edge - (Available with Powdercoat or Chrome Plated pedestals.)

 <p><i>Fixed Height</i></p>	CTL185EF *	18W x 60L x 29H		1	49	2.0	\$340.90
	CTL186EF	18W x 72L x 29H		1	54	2.8	\$343.00
	CTL188EF	18W x 96L x 29H		1	59	3.7	\$373.80
	CTL245EF *	24W x 60L x 29H		1	60	2.7	\$415.50
	CTL246EF	24W x 72L x 29H		1	57	3.6	\$424.30
	CTL248EF	24W x 96L x 29H		1	78	4.8	\$456.80
 <p><i>Adjustable Height</i></p>	CTLA185EF *	18W x 60L x 22-29H		1	49	2.2	\$367.90
	CTLA186EF	18W x 72L x 22-29H		1	54	2.6	\$370.00
	CTLA188EF	18W x 96L x 22-29H		1	59	3.4	\$400.80
	CTLA245EF *	24W x 60L x 22-29H		1	60	2.8	\$442.50
	CTLA246EF	24W x 72L x 22-29H		1	57	3.3	\$451.30
	CTLA248EF	24W x 96L x 22-29H		1	78	4.4	\$483.80

CTLM Series - 1" MDF Core With Radius PermaTuff™ Edge - (Available with Powdercoat or Chrome Plated pedestals.)

 <p><i>Fixed Height</i></p>	CTL185M *	18W x 60L x 29H		1	62	2.3	\$408.80
	CTL186M	18W x 72L x 29H		1	80	2.8	\$415.30
	CTL188M	18W x 96L x 29H		1	96	3.7	\$441.50
	CTL245M *	24W x 60L x 29H		1	87	3.0	\$457.30
	CTL246M	24W x 72L x 29H		1	97	3.6	\$468.30
	CTL248M	24W x 96L x 29H		1	118	4.8	\$502.40
 <p><i>Adjustable Height</i></p>	CTLA185M	18W x 60L x 22-29H		1	62	2.3	\$432.20
	CTLA186M	18W x 72L x 22-29H		1	80	2.8	\$438.70
	CTLA188M	18W x 96L x 22-29H		1	96	3.7	\$468.50
	CTLA245M	24W x 60L x 22-29H		1	87	3.0	\$477.40
	CTLA246M	24W x 72L x 22-29H		1	96	3.6	\$495.00
	CTLA248M	24W x 96L x 22-29H		1	117	4.8	\$531.90

MTLA Series - Locking Casters, Adj. Ht., 1" MDF Core, Radius PermaTuff™ Edge - (Available with Powdercoat or Chrome Plated pedestals.)

	MTLA245M	24W x 60L x 26-33H		1	89	3.0	\$522.30
	MTLA246M	24W x 72L x 26-33H		1	99	3.6	\$540.10
	MTLA248M	24W x 96L x 26-33H		1	118	4.8	\$576.90

Chrome finish is available on lower portion of legs upon request, at no additional charge, for all above models.

Freight Class - 70

* Legs do not fold flat. Store on edge using model TEC caddy. Black metal finish is standard on all models unless otherwise specified.



Training Tables

- High Pressure Plastic Laminate Surface
- Cantilever Style Legs
- 10 Year Warranty (plywood and MDF core models)

TABLE STYLE	MODEL NUMBER	SIZE W" x L" x H"	QUICK SHIP COLORS	PACKED	WEIGHT LBS	CUBES CU FT / UNIT	LIST PRICE
-------------	--------------	----------------------	----------------------	--------	---------------	-----------------------	---------------

CP Series

	CP518EF *	18W x 60L x 30H		2	41	1.9	\$283.30
	CP618EF	18W x 72L x 30H	Gray Glace/Blk	2	45	2.3	\$291.70
	CP818EF	18W x 96L x 30H	Gray Glace/Blk	2	55	3.0	\$307.90
	CP524EF *	24W x 60L x 30H		2	48	2.5	\$314.50
	CP624EF	24W x 72L x 30H		2	55	3.0	\$327.70
	CP824EF	24W x 96L x 30H		2	65	4.0	\$349.00
	CP518F *	18W x 60L x 30H		2	45	1.9	\$252.10
	CP618F	18W x 72L x 30H		2	51	2.6	\$259.60
	CP818F	18W x 96L x 30H		2	62	3.4	\$274.00
	CP524F *	24W x 60L x 30H		2	54	2.5	\$280.00
	CP624F	24W x 72L x 30H		2	61	3.3	\$291.70
	CP824F	24W x 96L x 30H		1	87	4.4	\$310.60

PCP Series - 1" MDF Core With Radius PermaTuff™ Edge, Decorative End Panels

	PCP518M *	18W x 60L x 30H		1	58	2.3	\$400.80
	PCP618M	18W x 72L x 30H		1	65	2.8	\$412.60
	PCP818M	18W x 96L x 30H		1	91	3.7	\$435.60
	PCP524M *	24W x 60L x 30H		1	81	3.0	\$445.00
	PCP624M	24W x 72L x 30H		1	91	3.6	\$463.70
	PCP824M	24W x 96L x 30H		1	112	4.8	\$493.80

Modesty Panels - For 18" deep CP and PCP series tables

	MP60	60L x 8H		2	4	0.3	\$84.90
	MP72	72L x 8H		2	5	0.4	\$94.40
	MP96	96L x 8H		2	6	0.5	\$115.00
End Panels (Pair)	EP29	29"H		2	5	0.1	\$60.20
	EP30	30"H		2	5	0.1	\$60.20

* Legs do not fold flat. Store on edge using model TEC caddy.

Freight Class - 70

NLW Series

- Lightweight Construction
- Molded ABS Plastic Top
- 15 Year Warranty



QUICK SHIP MODELS	MODEL NUMBER	SIZE W" x L" x H"	QUICK SHIP COLORS	PACKED	WEIGHT LBS	CUBES CU FT / UNIT	LIST PRICE
	630NLW-GBB	30W x 72L x 30H	Charcoal/Blk	1	52	4.1	\$307.80
	830NLW-GBB	30W x 96L x 30H	Charcoal/Blk	1	64	5.4	\$330.70
	R60NLW-GBB	60" Dia. x 30H	Charcoal/Blk	1	58	6.5	\$401.60
	R72NLW-GBB	72" Dia. x 30H	Charcoal/Blk	1	78	9.5	\$555.70


Note: The models above are available in charcoal gray only.

STANDARD MODELS	MODEL NUMBER	SIZE W" x L" x H"	QUICK SHIP COLORS	PACKED	WEIGHT LBS	CUBES CU FT / UNIT	LIST PRICE
<p>Rectangular</p>	530NLW	30W x 60L x 30H		2	46	1.7	\$328.30
	630NLW	30W x 72L x 30H		2	52	2.1	\$362.10
	830NLW	30W x 96L x 30H		1	64	5.4	\$389.10
	636NLW	36W x 72L x 30H		1	58	4.9	\$437.50
	836NLW	36W x 96L x 30H		1	72	6.5	\$475.10
<p>Round</p>	R48NLW	48" Dia. x 30H		1	46	4.3	\$383.00
	R60NLW	60" Dia. x 30H		1	58	6.5	\$446.20
	R66NLW	66" Dia. x 30H		1	70	8.0	\$542.90
	R72NLW	72" Dia. x 30H		1	78	9.5	\$617.40
<p>1/2 Round</p>	HR30NLW ☒	1/2 of 30" Dia. x 30H		1	22	0.9	\$226.20
	HR48NLW ☒	1/2 of 48" Dia. x 30H		1	37	2.3	\$283.10
	HR60NLW ☒	1/2 of 60" Dia. x 30H		1	52	3.4	\$326.50
	HR72NLW ☒	1/2 of 72" Dia. x 30H		1	66	4.9	\$386.90
	HR96NLW ☒	1/2 of 96" Dia. x 30H		1	81	8.5	\$490.30
<p>1/4 Round</p>	QR48NLW ☒	1/4 of 48" Dia. x 30H		1	24	1.6	\$230.70
	QR60NLW ☒	1/4 of 60" Dia. x 30H		1	28	2.0	\$251.70
	QR72NLW ☒	1/4 of 72" Dia. x 30H		1	34	2.4	\$288.60
	QR96NLW ☒	1/4 of 96" Dia. x 30H		1	37	3.1	\$347.40
<p>Square/Cocktail</p>	SQ30NLW ☒	30W x 30L x 30H		1	32	1.8	\$259.00
	SQ36NLW ☒	36W x 36L x 30H		1	40	2.5	\$278.20
	R30NLW ☒	30" Dia. x 30H		2	28	0.9	\$327.30
<p>Serpentine</p>	S305NLW	30W x 60 Rad. x 30H		1	54	6.2	\$539.80
<p>Standard Seminar</p>	618NLW	18W x 72L x 30H		2	39	1.3	\$327.10
	818NLW	18W x 96L x 30H		2	46	3.4	\$350.10
	624NLW	24W x 72L x 30H		2	42	3.3	\$340.40
	824NLW	24W x 96L x 30H		2	52	2.2	\$370.80
<p>Comfort Leg Seminar</p>	CP618NLW	18W x 72L x 30H	Gray/Black	2	38	1.3	\$369.70
	CP818NLW	18W x 96L x 30H	Gray/Black	2	42	1.7	\$392.80
	CP624NLW	24W x 72L x 30H		2	45	1.7	\$383.10
	CP824NLW	24W x 96L x 30H		2	54	2.2	\$413.30

Black PVC edge molding is standard. Actual table height is 5/8" higher than shown.

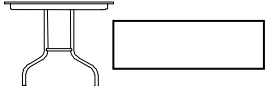
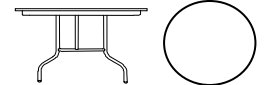
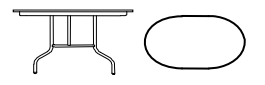


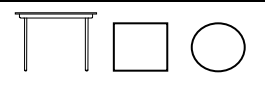



☒ These models are furnished with solid core tops.

Freight Class - 70



EF Series

- High Pressure Plastic Laminate Surface
- Vinyl Edge - 3/4" Plywood Core Top
- Steel Frame
- 14 Ga Wishbone Style Legs

TABLE STYLE	MODEL NUMBER	SIZE W" x L" x H"	QUICK SHIP COLORS	PACKED	WEIGHT LBS	CUBES CU FT / UNIT	LIST PRICE
 Rectangular	430EF ✱	30W x 48L x 30H	Ban Oak/Black Ban Oak/Black	2	51	2.8	\$247.30
	530EF	30W x 60L x 30H		2	56	3.4	\$259.30
	630EF	30W x 72L x 30H		2	63	4.1	\$275.50
	830EF	30W x 96L x 30H		1	77	5.4	\$313.60
	636EF	36W x 72L x 30H		2	70	4.6	\$311.00
	836EF	36W x 96L x 30H		1	94	6.1	\$336.50
 Round	R30EF ☒◆	30" Dia. x 30H	Ban Oak/Black Ban Oak/Black	1	31	1.8	\$225.10
	R36EF ☒◆	36" Dia. x 30H		1	36	2.5	\$229.20
	R42EF ☒	42" Dia. x 30H		1	49	3.4	\$277.40
	R48EF	48" Dia. x 30H		1	56	4.3	\$283.30
	R54EF	54" Dia. x 30H		1	63	5.4	\$382.00
	R60EF	60" Dia. x 30H		1	79	6.7	\$389.90
	R66EF ▲	66" Dia. x 30H		1	90	8.0	\$587.10
R72EF ▲	72" Dia. x 30H	1	103	9.5	\$587.10		
 Oval	OV36EF	36W x 72L x 30H		1	65	4.9	\$409.80
	OV38EF	36W x 96L x 30H		1	84	6.5	\$479.20
	OV46EF	48W x 72L x 30H		1	77	6.4	\$481.60
	OV48EF	48W x 96L x 30H		1	92	8.5	\$518.80
	OV56EF	60W x 72L x 30H		1	99	8.0	\$527.20
 1/2 Round	HR30EF	1/2 of 30" Dia. x 30H		1	30	1.0	\$226.20
	HR48EF	1/2 of 48" Dia. x 30H		1	34	2.3	\$272.20
	HR60EF	1/2 of 60" Dia. x 30H		1	50	3.4	\$330.10
	HR72EF	1/2 of 72" Dia. x 30H		1	59	4.9	\$410.50
	HR96EF	1/2 of 96" Dia. x 30H		1	95	8.5	\$600.00
 1/4 Round	QR48EF	1/4 of 48" Dia. x 30H		2	24	1.3	\$215.90
	QR60EF	1/4 of 60" Dia. x 30H		2	30	1.7	\$244.80
	QR72EF	1/4 of 72" Dia. x 30H		2	34.5	2.5	\$298.30
	QR96EF	1/4 of 96" Dia. x 30H		1	47	4.3	\$368.10
 Game/Cocktail	SQ30EF ☒◆	30W x 30L x 29H		2	36	1.8	\$196.50
	SQ36EF ◆	36W x 36L x 29H		2	43	2.5	\$233.40
	R30EF ☒◆	30" Dia. x 30H		1	31	1.8	\$225.10
	R36EF ☒◆	36" Dia. x 30H		1	36	2.5	\$229.20
 Serpentine	S305EF	W" x A"/B" x H"		1	55	6.2	\$542.50
	S306EF	30W x 60 Rad. x 30H		1	65	7.9	\$613.20
	S309EF	30W x 72 Rad. x 30H 30W x 90 Rad. x 30H		1	104	11.3	\$817.50
 Standard Seminar	518EF	18W x 60L x 30H		2	41	2.2	\$227.10
	618EF	18W x 72L x 30H		2	46	2.6	\$235.50
	818EF	18W x 96L x 30H		2	55	3.4	\$251.70
	524EF	24W x 60L x 30H		2	49	2.8	\$258.40
	624EF	24W x 72L x 30H		2	55	3.3	\$271.20
	824EF	24W x 96L x 30H		2	66	4.4	\$292.60
 Comfort Leg Seminar	CP518EF ○	18W x 60L x 30H	Gray Glace/Blk Gray Glace/Blk Gray Glace/Blk	2	41	1.9	\$283.30
	CP618EF	18W x 72L x 30H		2	45	2.3	\$291.70
	CP818EF	18W x 96L x 30H		2	55	3.0	\$307.90
	CP524EF	24W x 60L x 30H		2	48	2.5	\$314.50
	CP624EF	24W x 72L x 30H		2	55	3.0	\$327.70
	CP824EF	24W x 96L x 30H		2	65	4.0	\$349.00

☒ These models are not furnished with steel frames.

For PermaTuff™ edge pricing, contact factory.

Freight Class - 70

◆ These models are furnished with four, independent folding legs.

✱ When folded, legs protrude approximately 5/16" below table frame.

▲ The plastic laminate surface on R66EF and R72EF models must be made from two sheets of plastic (one piece Walnut/G. Glace) requiring a visible seam. Seams are least noticeable on wood grain patterned laminates. Grey Glace and solid colors may not match exactly.

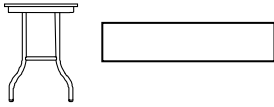
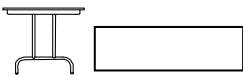
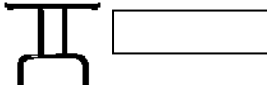


○ Legs will overlap when folded. Tables must be stored on edge to store.

Black metal finish is standard on all models unless otherwise specified.

F Series

- High Pressure Plastic Laminate Surface
- Vinyl Edge - 5/8" Solid Particleboard Core Top
- Steel Frame
- Wishbone or Pedestal Style Legs



TABLE STYLE	MODEL NUMBER	SIZE W" x L" x H"	QUICK SHIP COLORS	PACKED	WEIGHT LBS	CUBES CU FT / UNIT	LIST PRICE
 Seminar	518F	18W x 60L x 29H		2	46	2.2	\$180.50
	618F	18W x 72L x 29H		2	54	2.6	\$191.60
	818F	18W x 96L x 29H		2	113	3.4	\$212.40
	524F	24W x 60L x 29H		2	53	2.8	\$214.20
	624F	24W x 72L x 29H		2	61	3.3	\$224.70
	824F	24W x 96L x 29H		2	75	4.4	\$259.70
 Rectangular	3060F	30W x 60L x 29H		2	63	3.4	\$196.90
	3072F	30W x 72L x 29H		2	72	4.1	\$209.70
	3096F	30W x 96L x 29H		1	96	5.4	\$245.10
	3672F	36W x 72L x 29H		2	81	4.9	\$236.20
	3696F	36W x 96L x 29H		1	108	6.5	\$273.70
 36" Standing Height	3072F36	30W x 72L x 36H		2	74	3.8	\$229.70
	3096F36	30W x 96L x 36H		1	98	5.0	\$269.60
	3672F36	36W x 72L x 36H		2	83	4.5	\$259.80
	3696F36	36W x 96L x 36H		1	109	6.0	\$301.30
 Round	R48F	48" Dia. x 29H	Ban Oak/Black	1	63	4.3	\$254.70
	R60F	60" Dia. x 29H		1	89	6.7	\$318.60
	R72F	72" Dia. x 29H		1	117	9.5	\$488.50
 Square	SQ30F	30W x 30L x 29H		2	40	1.8	\$176.90
	SQ36F	36W x 36L x 29H		2	48	2.5	\$208.10

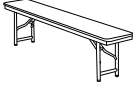
▲ The plastic laminate surface on R72F models must be made from two sheets of plastic (one piece Walnut/G. Glace), requiring a visible seam.

Freight Class - 70

◆ These models are furnished with four, independent folding legs.

✕ These models do not have a frame.

BENCHES

	MODEL NUMBER	SIZE W" x L" x H"	QUICK SHIP COLORS	PACKED	WEIGHT LBS	CUBES CU FT / UNIT	LIST PRICE
	B6F	12W x 72L x 18H	0	1	43	1.8	178.60
	B8F	12W x 96L x 18H	0	1	54	2.4	231.40

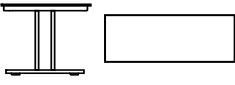
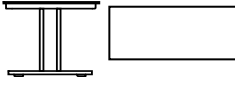
For benches with plywood core tops, add \$21.00 list for model B6F and \$28.00 list for model B8F. Black metal finish is standard on all models unless otherwise specified.

Freight Class - 70

DS Series

- High Pressure Plastic Laminate Surface
- Vinyl Edge - 3/4" Plywood Core Top
- Steel Frame
- Chrome or Powdercoat Leg Finish



TABLE STYLE	MODEL NUMBER	SIZE W" x L" x H"	QUICK SHIP COLORS	PACKED	WEIGHT LBS	CUBES CU FT / UNIT	LIST PRICE
 Conference/Utility <i>POWDERCOAT LEG FINISH</i>	DP530EF	30W x 60L x 29H		2	57	3.4	\$395.30
	DP630EF	30W x 72L x 29H		2	64	4.1	\$413.80
	DP830EF	30W x 96L x 29H		1	85	5.4	\$469.70
	DP636EF	36W x 72L x 29H		2	71	4.9	\$442.60
	DP836EF	36W x 96L x 29H		1	95	6.5	\$500.90
 Conference/Utility <i>CHROME LEG FINISH</i>	DS530EF	30W x 60L x 29H		2	57	3.4	\$433.70
	DS630EF	30W x 72L x 29H		2	64	4.1	\$452.30
	DS830EF	30W x 96L x 29H		1	85	5.4	\$507.80
	DS636EF	36W x 72L x 29H		2	71	4.9	\$480.80
	DS836EF	36W x 96L x 29H		1	95	6.5	\$539.20

Freight Class - 70



Buffet/Utility

- Folds for Compact Storage
- Removable Storage Shelf
- Heavy Duty Locking Swivel Casters

	MODEL NUMBER	SIZE W" x L" x H"	QUICK SHIP COLORS	PACKED	WEIGHT LBS	CUBES CU FT / UNIT	LIST PRICE
Bar/Buffer 	<i>Plastic Laminate Plywood Core Top, Vinyl Edge</i>						
	MB306EF	30W x 72L x 30H		1	128	7.2	\$1,006.10
	MB308EF	30W x 96L x 30H		1	149	9.5	\$1,109.60
	<i>Sealed Plywood Top, Steel Edge</i>						
	MB306E	30W x 72L x 30H		1	123	7.2	\$941.90
	MB308E	30W x 96L x 30H		1	141	9.5	\$1,037.70
Utility Table 	<i>Plastic Laminate Plywood Core Top, Vinyl Edge</i>						
	MU306EF	30W x 72L x 30H		1	106	5.5	\$799.90
	MU308EF	30W x 96L x 30H		1	122	7.3	\$870.30
	<i>Sealed Plywood Top, Steel Edge</i>						
	MU306E	30W x 72L x 30H		1	102	5.5	\$750.60
	MU308E	30W x 96L x 30H		1	117	7.3	\$817.40
Riser Shelf 	<i>Plastic Laminate Plywood Core Top, Vinyl Edge</i>						
	SB126EF	12W x 72L x 12H		1	35	1.8	\$205.90
	SB128EF	12W x 96L x 12H		1	39	2.4	\$239.40
	<i>Sealed Plywood Top, Steel Edge</i>						
	SB126E	12W x 72L x 12H		1	31	1.8	\$191.60
	SB128E	12W x 96L x 12H		1	35	2.4	\$220.20

Standard paint finish is black on all models above.

Freight Class - 70

Tri-Height Cocktail Tables

	MODEL NUMBER	SIZE W" x L" x H"	QUICK SHIP COLORS	PACKED	WEIGHT LBS	CUBES CU FT / UNIT	LIST PRICE
Tri-Height Adjustable 	<i>Sealed Plywood Top, Steel Edge</i>						
	ACR24E	24" Dia. x 30 or 42H		1	26	4.7	\$277.00
	ACR30E	30" Dia. x 30 or 42H	Black Metal	1	30	4.7	\$309.70
	ACR36E	36" Dia. x 30 or 42H		1	34	6.7	\$368.50
	<i>Plastic Laminate Top, Vinyl Edge</i>						
	ACR24EF	24" Dia. x 30 or 42H		1	28	4.7	\$322.70
	ACR30EF	30" Dia. x 30 or 42H		1	32	4.7	\$355.80
	ACR36EF	36" Dia. x 30 or 42H		1	37	6.7	\$392.20
	<i>Padded Plywood Top, Steel Edge</i>						
	ACR24EP	24" Dia. x 30 or 42H		1	27	4.7	\$288.80
	ACR30EP	30" Dia. x 30 or 42H		1	31	4.7	\$321.30
	ACR36EP	36" Dia. x 30 or 42H		1	36	6.7	\$382.50

Fixed height cocktail tables are available upon request. 24" and 30" diameter models furnished with five point base. Black metal finish is standard on all models.

Freight Class - 70

E Series

- Stained Surface
- Galvanized Steel Edge - 3/4" Plywood Core Top
- Bolted Hardwood Runners
- 14 Gauge Wishbone Style Legs


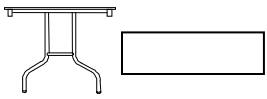
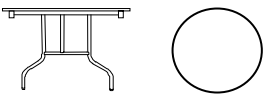
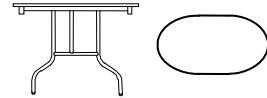
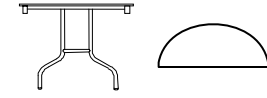


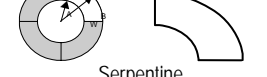
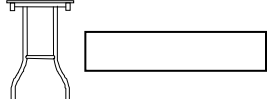
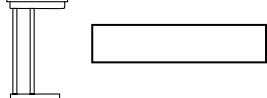


TABLE STYLE	MODEL NUMBER	SIZE W" x L" x H"	QUICK SHIP COLORS	PACKED	WEIGHT LBS	CUBES CU FT / UNIT	LIST PRICE
 <p>Rectangular</p>	430E	30W x 48L x 30H	Black Metal	2	45	2.2	\$235.80
	530E	30W x 60L x 30H		2	49	3.0	\$248.00
	630E	30W x 72L x 30H		2	55	3.6	\$267.00
	830E	30W x 96L x 30H		1	71	5.4	\$292.40
	636E	36W x 72L x 30H		2	62	4.3	\$306.40
	836E	36W x 96L x 30H		1	79	6.5	\$330.20
 <p>Round</p>	R30E	30" Dia. x 30H	Black Metal	1	30	1.8	\$174.50
	R36E	36" Dia. x 30H		1	33	2.5	\$199.20
	R42E	42" Dia. x 30H		1	46	3.4	\$266.10
	R48E	48" Dia. x 30H		1	51	4.3	\$276.60
	R54E	54" Dia. x 30H		1	55	5.4	\$330.50
	R60E	60" Dia. x 30H		1	67	6.7	\$337.10
	R66E	66" Dia. x 30H		1	78	8.0	\$470.00
	R72E	72" Dia. x 30H		1	88	9.5	\$478.70
 <p>Oval</p>	OV36E	36W x 72L x 30H		1	58	4.9	\$336.90
	OV38E	36W x 96L x 30H		1	80	6.5	\$387.30
	OV46E	48W x 72L x 30H		1	84	6.4	\$387.30
	OV48E	48W x 96L x 30H		1	103	8.5	\$435.90
	OV56E	60W x 72L x 30H		1	100	8.0	\$446.60
 <p>1/2 Round</p>	HR30E	1/2 of 30" Dia. x 30H		1	29	1.0	\$182.00
	HR48E	1/2 of 48" Dia. x 30H		1	32	2.3	\$227.40
	HR60E	1/2 of 60" Dia. x 30H		1	47	3.4	\$262.40
	HR72E	1/2 of 72" Dia. x 30H		1	55	4.9	\$311.70
	HR96E	1/2 of 96" Dia. x 30H		1	88	8.5	\$393.70
 <p>1/4 Round</p>	QR48E	1/4 of 48" Dia. x 30H		2	23	1.3	\$185.60
	QR60E	1/4 of 60" Dia. x 30H		2	29	1.7	\$202.20
	QR72E	1/4 of 72" Dia. x 30H		2	33	2.2	\$231.70
	QR96E	1/4 of 96" Dia. x 30H		1	43	4.3	\$279.10
 <p>Square</p>	SQ30E	30W x 30L x 30H		2	28	1.6	\$174.50
	SQ36E	36W x 36L x 30H		1	36	2.5	\$199.20
 <p>Serpentine</p>	S305E	W" x A" / B" x H"		1	52	6.2	\$398.40
	S306E	30W x 60 Rad. x 30H		1	71	7.9	\$439.10
	S309E	30W x 90 Rad. x 30H		1	97	11.3	\$506.00
 <p>Standard Seminar</p>	518E	18W x 60L x 30H		2	38	1.9	\$233.40
	618E	18W x 72L x 30H		2	41	2.2	\$242.90
	818E	18W x 96L x 30H		2	51	3.0	\$258.30
	524E	24W x 60L x 30H		2	44	2.4	\$250.40
	624E	24W x 72L x 30H		2	49	2.9	\$263.20
	824E	24W x 96L x 30H		2	59	3.9	\$281.40
 <p>Comfort Leg Seminar</p>	CP518E	18W x 60L x 30H	Black Metal 30" ht, standard as of 2/04. 29" ht available upon request	2	39	0.9	\$287.10
	CP618E	18W x 72L x 30H		2	42	2.0	\$296.70
	CP818E	18W x 96L x 30H		2	52	2.6	\$312.40
	CP524E	24W x 60L x 30H		2	45	1.3	\$304.40
	CP624E	24W x 72L x 30H		2	50	1.5	\$317.20
	CP824E	24W x 96L x 30H		2	61	2.0	\$335.70

⊙ These models are furnished with steel frames.


☑ These models are not furnished with wood runners.

☒ These models are furnished with four independent folding legs.

⊙ Legs will overlap when folded. Tables must be stored on edge.

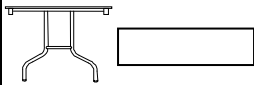
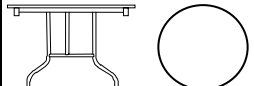
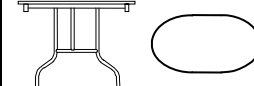


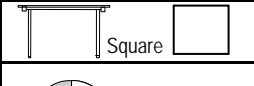

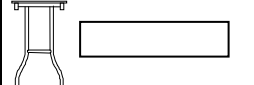

Black metal finish is standard on all models unless otherwise specified.

Freight Class - 70



EP Series

- Padded Vinyl Surface
- Galvanized Steel Edge - 3/4" Plywood Core Top
- Bolted Hardwood Runners
- 14 Gauge steel, Wishbone Style Legs

TABLE STYLE	MODEL NUMBER		SIZE W" x L" x H"	QUICK SHIP COLORS	PACKED	WEIGHT LBS	CUBES CU FT / UNIT	LIST PRICE
 Rectangular	530EP		30W x 60L x 30H		2	54	3.0	\$303.70
	630EP		30W x 72L x 30H		2	60	3.6	\$317.30
	830EP		30W x 96L x 30H		2	77	4.8	\$370.40
	636EP		36W x 72L x 30H		2	68	4.3	\$370.00
	836EP		36W x 96L x 30H		1	86	6.5	\$420.40
 Round	R30EP	☒☒	30" Dia. x 30H		1	31	1.8	\$205.40
	R36EP	☒☒	36" Dia. x 30H		1	35	2.3	\$234.40
	R42EP	☒	42" Dia. x 30H		1	49	3.4	\$323.40
	R48EP		48" Dia. x 30H		1	54	4.3	\$332.20
	R54EP		54" Dia. x 30H		1	59	5.4	\$440.50
	R60EP		60" Dia. x 30H		1	73	6.7	\$446.40
	R66EP		66" Dia. x 30H		1	85	8.0	\$608.40
	R72EP		72" Dia. x 30H		1	96	9.5	\$609.40
 Oval	OV36EP		36W x 72L x 30H		1	62	4.9	\$433.80
	OV38EP		36" W x 96L x 30H		1	86	6.5	\$505.60
	OV46EP		48W x 72L x 30H		1	91	6.4	\$505.90
	OV48EP		48W x 96L x 30H		1	112	8.5	\$581.80
	OV56EP		60W x 72L x 30H		1	110	8.0	\$588.20
 1/2 Round	HR30EP		1/2 of 30" Dia. x 30H		1	30	1.0	\$226.20
	HR48EP		1/2 of 48" Dia. x 30H		1	34	2.3	\$272.20
	HR60EP		1/2 of 60" Dia. x 30H		1	50	3.4	\$330.10
	HR72EP		1/2 of 72" Dia. x 30H		1	59	4.9	\$410.50
	HR96EP		1/2 of 96" Dia. x 30H		1	95	8.5	\$600.00
 1/4 Round	QR48EP	☒	1/4 of 48" Dia. x 30H		2	24	1.3	\$215.90
	QR60EP	☒	1/4 of 60" Dia. x 30H		2	30	1.7	\$244.80
	QR72EP	☒	1/4 of 72" Dia. x 30H		2	35	2.5	\$298.30
	QR96EP		1/4 of 96" Dia. x 30H		1	47	4.3	\$368.10
 Square	SQ30EP	☒☒	30W x 30L x 30H		2	30	1.6	\$213.40
	SQ36EP	☒	36W x 36L x 30H		1	39	2.5	\$234.40
 Serpentine	S305EP		W" x A"/B" x H"		1	56	6.2	\$526.70
	S306EP		30W x 60 Rad. x 30H		1	76	7.9	\$595.30
	S309EP		30W x 90 Rad. x 30H		1	104	11.3	\$817.50
 Standard Seminar	518EP		18W x 60L x 30H		2	40	1.9	\$267.50
	618EP		18W x 72L x 30H		2	44	2.2	\$272.60
	818EP		18W x 96L x 30H		2	54	3.0	\$303.30
	524EP		24W x 60L x 30H		2	47	2.4	\$298.90
	624EP		24W x 72L x 30H		2	52	2.9	\$311.00
	824EP		24W x 96L x 30H		2	64	3.9	\$348.70
 Comfort Leg Seminar	CP518EP	☉☉	18W x 60L x 29H		2	41	0.9	\$321.90
	CP618EP	☉	18W x 72L x 29H		2	46	2.3	\$326.90
	CP818EP	☉	18W x 96L x 29H		2	55	3.0	\$358.00
	CP524EP	☉☉	24W x 60L x 29H		2	48	1.3	\$353.50
	CP624EP	☉	24W x 72L x 29H		2	53	1.5	\$352.10
	CP824EP	☉	24W x 96L x 29H		2	66	2.0	\$403.70

- ◆ These models are furnished with four, independent folding legs.
 - ✱ These models are not furnished with wood runners.
 - ☉ These models are furnished with steel frames.
 - ☉ Legs will overlap when folded. Tables must be stored on edge.
- Black metal finish is standard on all models unless otherwise specified

Freight Class - 70

ET / EV Series

- Stained Surface
- 3/4" Plywood Core Top
- Hardwood Runners
- 16 Gauge Wishbone Style Legs


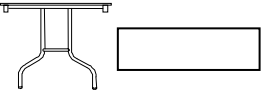
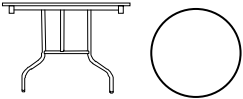
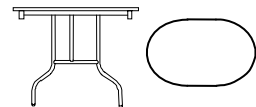
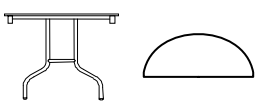
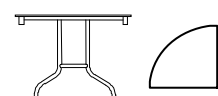

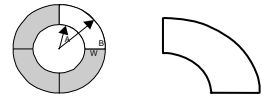
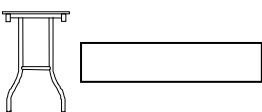


TABLE STYLE	SIZE W" x L" x H"	PACKED	WEIGHT LBS	CUBES CU FT / UNIT	ALUMINUM EDGE		VINYL EDGE	
					MODEL NUMBER	LIST PRICE	MODEL NUMBER	LIST PRICE
 Rectangular	30 x 48 x 30	2	49	1.8	430ET	224.00	430EV	\$212.80
	30 x 60 x 30	2	54	2.4	530ET	235.70	530EV	\$223.90
	30 x 72 x 30	2	59	2.9	630ET	253.70	630EV	\$240.90
	30 x 96 x 30	1	75	5.4	830ET	277.80	830EV	\$264.00
	36 x 72 x 30	2	65	3.5	636ET	291.10	636EV	\$276.50
	36 x 96 x 30	1	76	6.5	836ET	313.80	836EV	\$298.10
 Round	30" Dia x 30 <input checked="" type="checkbox"/>	1	35	1.8	R30ET	165.70	R30EV	\$157.40
	36" Dia x 30 <input checked="" type="checkbox"/>	1	40	2.5	R36ET	189.10	R36EV	\$179.60
	42" Dia x 30 <input checked="" type="checkbox"/>	1	46	3.4	R42ET	252.90	R42EV	\$240.20
	48" Dia x 30	1	51	4.3	R48ET	262.80	R48EV	\$249.60
	54" Dia x 30	1	60	5.4	R54ET	314.00	R54EV	\$298.30
	60" Dia x 30	1	66	6.7	R60ET	320.20	R60EV	\$304.30
	66" Dia x 30	1	75	8.0	R66ET	446.50	R66EV	\$424.10
72" Dia x 30	1	85	9.5	R72ET	454.70	R72EV	\$432.00	
 Oval	36 x 72 x 30	1	58	4.9	OV36ET	320.00	OV36EV	\$304.00
	36 x 96 x 30	1	73	6.5	OV38ET	368.00	OV38EV	\$349.50
	48 x 72 x 30	1	83	6.4	OV46ET	368.00	OV46EV	\$349.50
	48 x 96 x 30	1	101	8.5	OV48ET	414.00	OV48EV	\$393.30
	60 x 72 x 30	1	106	8.0	OV56ET	424.20	OV56EV	\$403.00
 1/2 Round	1/2 of 30 Dia x 30	1	33	1.0	HR30ET	173.00	HR30EV	\$164.30
	1/2 of 48 Dia x 30	1	40	2.3	HR48ET	216.10	HR48EV	\$205.30
	1/2 of 60 Dia x 30	1	46	3.4	HR60ET	249.30	HR60EV	\$236.90
	1/2 of 72 Dia x 30	1	57	4.9	HR72ET	296.20	HR72EV	\$281.30
	1/2 of 96 Dia x 30	1	85	8.5	HR96ET	374.10	HR96EV	\$355.40
 1/4 Round	1/4 of 48 Dia x 30 <input checked="" type="checkbox"/>	2	28	1.1	QR48ET	176.30	QR48EV	\$167.40
	1/4 of 60 Dia x 30 <input checked="" type="checkbox"/>	2	33	1.3	QR60ET	192.10	QR60EV	\$182.40
	1/4 of 72 Dia x 30 <input checked="" type="checkbox"/>	2	37	2.5	QR72ET	220.10	QR72EV	\$209.00
	1/4 of 96 Dia x 30	2	51	4.3	QR96ET	265.20	QR96EV	\$251.90
 Square	30 x 30 x 30 <input checked="" type="checkbox"/>	2	35	1.3	SQ30ET	165.70	SQ30EV	\$157.40
	36 x 36 x 30 <input checked="" type="checkbox"/>	2	37	1.8	SQ36ET	189.10	SQ36EV	\$179.60
 Serpentine	W" x A"/B" x H"							
	30 x 30/60 x 30	1	70	6.2	S305ET	378.70	S305EV	\$359.70
	30 x 42/72 x 30	1	76	7.9	S306ET	417.20	S306EV	\$396.40
	30 x 60/90 x 30	1	93	11.3	S309ET	480.70	S309EV	\$456.60
 Standard Seminar	18 x 60 x 30	2	39	1.5	518ET	221.70	518EV	\$210.60
	18 x 72 x 30	2	43	1.8	618ET	230.80	618EV	\$219.20
	18 x 96 x 30	2	54	2.4	818ET	245.30	818EV	\$233.10
	24 x 60 x 30	2	48	2.0	524ET	238.00	524EV	\$226.10
	24 x 72 x 30	2	53	2.4	624ET	250.00	624EV	\$237.50
	24 x 96 x 30	2	62	3.1	824ET	267.40	824EV	\$254.00

These models are not furnished with wood runners.

These models are furnished with four independent folding legs.



Nickel powdercoat metal finish is standard on all models unless otherwise specified.

Freight Class - 70




ES Series

- 3/4" Thick Plywood Top
- Aluminum Edge
- 18 Gauge, 1 1/4" Square Tube Legs
- Spring Locking Leg Brace

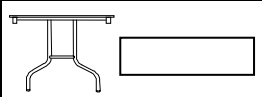
TABLE STYLE	MODEL NUMBER	SIZE W" x L" x H"	QUICK SHIP COLORS	PACKED	WEIGHT LBS	CUBES CU FT / UNIT	LIST PRICE
	630ES	30W x 72L x 30H	Black Metal	1	62	5.9	\$199.50
	830ES	30W x 96L x 30H	Black Metal	1	78	7.8	\$214.80
	R60ES	60" Dia. x 30H	Black Metal	1	68	9.7	\$254.20
	R72ES	72" Dia. x 30H	Black Metal	1	78	13.9	\$335.30

Freight Class - 70




RP Series

- Spacesaver Design - Lightweight
- 3/8" Thick Stained Plywood Top
- Steel Box Beam Frame & Edge

TABLE STYLE	MODEL NUMBER	SIZE W" x L" x H"	QUICK SHIP COLORS	PACKED	WEIGHT LBS	CUBES CU FT / UNIT	LIST PRICE
	RP630	30W x 72L x 30H	Black Metal	1	47	2.3	\$223.20
	RP830	30W x 96L x 30H	Black Metal	1	60	3.0	\$230.70

Freight Class - 70

Leg Sets

SETS OF TWO	MODEL NUMBER	DESCRIPTION	WT LBS	CUBES CU FT	LIST PRICE
	PL	Pedestal leg set for 30/36Wx29H	17	1.2	\$115.20
	WL18	Wishbone leg set for 18Wx30H	15	0.8	\$96.80
	WL24	Wishbone leg set for 24Wx30H	16	1.1	\$106.00
	WL30	Wishbone leg set for 30/36Wx30H	17	1.2	\$119.80
	R48L	Wishbone leg set for 48 round x30H	17	1.5	\$119.80
	R60L	Wishbone leg set for 60 round x30H	19	1.5	\$129.00
	R72L	Wishbone leg set for 72 round x30H	24	1.7	\$175.00
	19105A	Replacement Glide 1.05 Dia.	0	0	\$0.90
	19125A	Replacement Glide 1.25 Dia.	0	0	\$1.20

Specify the color, width and height of the table that legs will be installed on. ■ Also available with chrome finish, at additional cost.


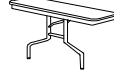




Freight Class - 70

Leg sets available for 29" or 30" tables at above prices. ■ Pedestal style legs are available in heights of 34½" and 36" at 10% additional cost.

Table Options

	DESCRIPTION	LIST PRICE
	Chrome Cushion Glides (in lieu of standard glides)	CALL
	PermaTuff™ Edging (in lieu of vinyl edging)	CALL
	Chrome Plated Legs	CALL


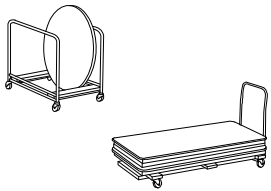
Table Demo Units

TABLE STYLE	MODEL NO.	SIZE W" x L" x H"	DESCRIPTION	WT LBS	CUBES CU FT	LIST PRICE
	DU-EF	24W x 18L x 30H	EF Series Demo Unit	19	0.9	\$107.70
	DU-NLW	24 x 18 x 30	NLW Series Demo Unit	16	0.9	\$107.70
	DU-E	24 x 18 x 30	E Series Demo Unit	17	0.9	\$107.70
	DU-DS	24 x 18 x 29	DS Series Demo Unit/chrome leg chrome leg finish	19	0.9	\$107.70
	DU-CP	18 x 18 x 29	CP Series Demo Unit powdercoat leg finish	18	0.7	\$107.70
	DU-TDS	18 x 30 x 12	Table Display Stand-30W tables for all 30" wide tables	5	0.5	\$61.40

Black metal finish is standard on all models unless otherwise specified.

Freight Class - 70

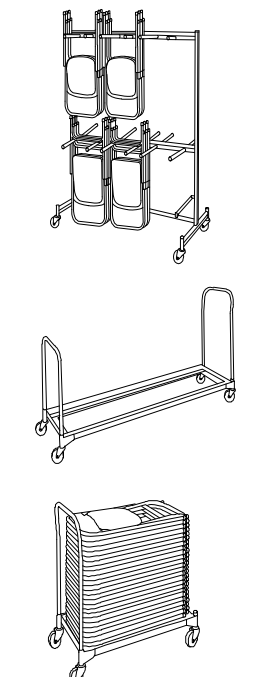
Table Caddies

	MODEL NUMBER	FOR USE WITH	SIZE W" x L" x H"	QUICK SHIP	PACKED	WEIGHT LBS	CUBES CU FT	LIST PRICE	
	Heavy Duty - 6" diameter, polyurethane casters (2 swivel with brakes, 2 rigid), carpeted cross beams								
	HRTC	round	31¼W x 61L x 42¼H		1	73	11.3	\$770.10	
	HTEC	rectangular	31¼W x 61L x 34¼H		1	71	10.0	\$717.40	
	HTC72	rectangular	31¼W x 74L x 41¼H		1	68	10.1	\$705.00	
	HTC96	rectangular	31¼W x 97 ½L x 41¼H		1	96	13.4	\$719.20	
	Standard Duty - 4" diameter, hard rubber casters								
	RTC	round	31¼W x 49L x 40¼H	Black	1	63	8.1	\$427.90	
	RTCHB **	round	31¼W x 61L x 40¼H	Black	1	65	8.1	\$472.30	
	TEC	rectangular	31¼W x 49L x 32¼H	Black	1	56	8.1	\$421.10	
	TC72	rectangular	31¼W x 74L x 36¼H	Black	1	67	12.3	\$329.90	
	TC96	rectangular	31¼W x 97½L x 36¼H	Black	1	77	16.3	\$343.80	
	CTC	cocktail	88L x 21W x 38½H		1	67	10.8	\$675.20	

** Handle brace included on Model RTCHB.

Freight Class - 70

Chair Caddies






	MODEL NUMBER	CAPACITY	SIZE W" x L" x H"	QUICK SHIP	PACKED	WEIGHT LBS	CUBES CU FT	LIST PRICE
	Two Level - accommodates most steel and poly chairs							
	VCT72	84-120	32W x 66L x 72H	Black	1	104	8.7	\$591.20
Capacities vary depending upon the thickness of the chair.								
Single Level								
	CC60	28-30	21W x 64L x 38½H	Black	1	50	6.9	\$277.40
	CC72	34-26	21W x 76L x 38½H	Black	1	54	8.2	\$284.50
	CC84	40-42	21W x 88L x 38½H	Black	1	65	9.5	\$307.50
	CC96	46-48	21W x 100L x 38½H	Black	1	67	10.8	\$324.20
	ACH		Handle Brace - Standard		1	6	0.9	\$46.70
	ACHU		Handle Brace - Understage		1	7	0.9	\$46.70
For understage caddies with 24" overall height, add letter "U" (i.e. CCU60) - prices same as CC models								
Capacities are based upon steel folding chairs and vary depending upon the thickness of the chair.								
Poly Chair Caddy								
	CCP	68	20W x 42L x 38H	Black	1	37	3.4	\$248.20
Black metal finish is standard on all models unless otherwise specified.								

Freight Class - 70

UpperZone™ Table Trucks

- Multi-Level Rack System Compatible
- 6" Diameter x 2" Wide Polyolefin
- Neoprene Rubber Padded Bed




TRUCK STYLE	SIZE W" x L" x H"	TABLE SIZE	TABLE CAPACITY	MODEL NUMBER	WEIGHT LBS	CUBES CU FT	LIST PRICE
 Round Table Truck	32 x 67 x 68	60" dia.	8	STTR60N	140	19.0	1,368.20
	39 x 67 x 68	60" dia.	10	STTR60W	150	22.9	1,505.00
	32 x 79 x 73 ½	66" dia.	8	STTR66N	150	26.9	1,436.70
	39 x 79 x 73 ½	66" dia.	10	STTR66W	160	26.9	1,573.50
	32 x 79 x 79 ½	72" dia.	8	STTR72N	150	28.2	1,505.00
	39 x 79 x 79 ½	72" dia.	10	STTR72W	160	26.9	1,641.80
Note: For thicker tables, such as NLW Series please add an NLW after the model number.							
 Seminar Table Truck	32 ½ x 79 x 48	18" x 60" or 72"	20	STT1872NS	150	17.5	1,299.90
	36 ½ x 79 x 48	18" x 60" or 72"	24	STT1872WS	155	19.6	1,368.20
	32 ½ x 79 x 60	18" x 60" or 72"	28	STT1872NH	155	17.5	1,333.90
	36 ½ x 79 x 60	18" x 60" or 72"	32	STT1872WH	160	19.6	1,402.40
	32 ½ x 103 x 48	18" x 96"	20	STT1896NS	175	22.7	1,436.70
	36 ½ x 103 x 48	18" x 96"	24	STT1896WS	180	25.4	1,505.00
	32 ½ x 103 x 60	18" x 96"	28	STT1896NH	180	22.7	1,470.90
	36 ½ x 103 x 60	18" x 96"	32	STT1896WH	185	25.4	1,539.10
 Banquet Table Truck	33 x 79 x 48	30" X 72"	12	STT3072NS	150	18.0	1,299.90
	33 x 79 x 60	30" x 72"	16	STT3072NH	155	18.0	1,333.90
	33x 103 x 48	30" X 96"	12	STT3096NS	175	23.4	1,436.70
	33 x 103 x 60	30" x 96"	16	STT3096NH	180	23.4	1,470.90
 Specialty Table Trucks	33 x 103 x 48	60" & 72" Serpentine	10	STT305W	175	23.4	1,436.70
	33 x 79 x 48	30" dia. Cocktail	24	STT30	150	18.0	1,299.90
	39 x 79 x 50	36" dia. Cocktail	24	STT36	155	21.1	1,333.90
	39 x 79 x 48	30" Adj. Ht. Cocktail	18	STTC30	180	17.5	1,641.80
	39 x 79 x 48	36" Adj. Ht. Cocktail	18	STTC36	185	21.1	1,676.00
 Towing Package	9 x 22 ½	----	----	STB	5	0.2	102.80

UpperZone™ Chair Trucks

- Multi-level Rack System Compatible
- 6" Diameter x 2" Wide Polyolefin Casters
- Customized To Fit Specific Chairs



TRUCK STYLE	SIZE W" x L" x H"	CHAIR TYPE	CHAIR CAPACITY	MODEL NUMBER	WEIGHT LBS	CUBES CU FT	LIST PRICE
 Chair Truck	52 x 82	Stacking	8 Stacks	SSCT80	245	25.8	1,778.70
	48 x 62	Folding	48 - 80	SFCT80	205	33.4	1,641.80
	48 x 82	Folding	60 - 100	SFCT100	225	33.4	1,778.70


All chair trucks are custom built. Black bed frame with yellow sides & handrails is standard.

Freight Class - 70

Customer must submit five chair samples with purchase order.

Choral Risers

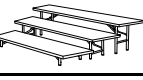
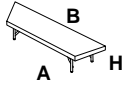
TransFold™ Choral Risers

DESCRIPTION	SIZE	MODEL	QUICK SHIP	WT	CUBES	PRICE	
	72" TransFold unit - 3 levels	72W x 55L x 24H	TFR72	Charcoal/Blk	167	28.3	\$1,122.00
	4th level add-on unit for TFR72	78W x 18D32H	TFA72		59	2.8	\$584.20
	72" Reverse taper TransFold	72W x 55L x 24H	TFSR72		167	28.3	\$1,122.00
	4th level add-on for TFSR72	60W x 18D32H	TFSA72		59	2.6	\$584.20
	48" TransFold Unit - 3 levels	48W x 55D x 24H	TFR48	Charcoal/Blk	137	20.3	\$1,079.80
	4th Level add-on unit for TFR48	54W x 18D32H	TFA48		49	1.9	\$561.80
	Backrail for TFR72 or TFA72	70W x 42H	TFB72	Black	42	3.8	\$458.80
	Backrail for TFR48 or TFA48	46W x 42H	TFB48	Charcoal/Blk	32	2.4	\$439.40
Backrail for TFSR72 or TFSA72	54W x 42H	TFB72		37	2.9	\$448.60	
Siderail (pair)	52D x 55 1/2 L	TFS54		39	3.8	\$687.00	

All units are furnished with charcoal carpet deck with black deck frame and zinc plated understructure.

Freight Class - 125

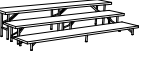

Tapered Folding Risers

PACKAGE UNITS	SIZE			HARDBOARD DECK				POLYPROPYLENE DECK				CARPET DECK			
	TYPE	CAP	CUBES	MODEL	QUICK SHIP	WT	PRICE	MODEL	QUICK SHIP	WT	PRICE	MODEL	QUICK SHIP	WT	PRICE
	2 Level	9-12	3.5	RTRP2H	Nat Fiber	86	\$550.90	RTRP2P		84	639.20	RTRP2C	Pewter	82	\$634.20
	3 Level	12-17	5.5	RTRP3H	Nat Fiber	139	\$852.50	RTRP3P		136	989.50	RTRP3C	Pewter	133	\$983.00
	4 Level	16-22	7.7	RTRP4H		198	\$1,191.50	RTRP4P		194	1383.30	RTRP4C		189	\$1,374.50
UNITS	SIZE			HARDBOARD DECK				POLYPROPYLENE DECK				CARPET DECK			
	A"	B"	H"	MODEL	SHIP	WT	PRICE	MODEL	SHIP	WT	PRICE	MODEL	SHIP	WT	PRICE
	54	60	8	RTR08H	Nat Fiber	39	\$268.50	RTR08P		38	311.30	RTR08C	Pewter	37	\$309.10
	60	66	16	RTR16H	Nat Fiber	47	\$282.40	RTR16P		46	327.90	RTR16C	Pewter	45	\$325.10
	66	72	24	RTR24H	Nat Fiber	53	\$301.60	RTR24P		52	350.30	RTR24C	Pewter	51	\$348.80
	72	78	32	RTR32H		59	\$339.00	RTR32P		58	393.80	RTR32C		56	\$391.50

SAFETY NOTICE: Units 16" or higher must be ganged to another unit for stability. Black metal finish is standard.

Freight Class - 125

Straight Folding Risers

PACKAGE UNITS	SIZE			HARDBOARD DECK				POLYPROPYLENE DECK				CARPET DECK			
	TYPE	CAP	CUBES	MODEL	QUICK SHIP	WT	PRICE	MODEL	QUICK SHIP	WT	PRICE	MODEL	QUICK SHIP	WT	PRICE
	2 Level	15-19	5.3	RSRP2H	Nat Fiber	127	\$726.60	RSRP2P		125	898.00	RSRP2C		120	\$897.80
	3 Level	20-26	8.0	RSRP3H	Nat Fiber	199	\$1,112.70	RSRP3P		196	1371.30	RSRP3C		188	\$1,370.00
	4 Level	25-32	10.7	RSRP4H		274	\$1,512.40	RSRP4P		270	1858.60	RSRP4C		260	\$1,856.20
INDIVIDUAL UNITS	SIZE		CUBES	HARDBOARD DECK				POLYPROPYLENE DECK				CARPET DECK			
	L"	H"		MODEL	QUICK SHIP	WT	PRICE	MODEL	QUICK SHIP	WT	PRICE	MODEL	QUICK SHIP	WT	PRICE
	96	8	2.7	RSR08H	Nat Fiber	60	\$345.80	RSR08P		59	431.00	RSR08C		56	\$431.20
	96	16	2.7	RSR16H	Nat Fiber	67	\$380.80	RSR16P		66	467.00	RSR16C		64	\$466.60
	96	24	2.7	RSR24H	Nat Fiber	72	\$386.10	RSR24P		71	473.30	RSR24C		68	\$472.20
	96	32	2.7	RSR32H		75	\$399.70	RSR32P		74	487.30	RSR32C		72	\$486.20

SAFETY NOTICE: Units 16" or higher must be ganged to another unit for stability. Black metal finish is standard.

Freight Class - 125

Backrails - Standing Risers

LENGTH	FOR USE WITH	CUBES	MODEL	WT	PRICE	DESCRIPTION	CUBES	MODEL	WT	PRICE	
											94 3/8"
94 3/8"	RSRP4	4.1	BRS32	54	\$219.40						
70 3/8"	RTRP3	3.1	BRT24	39	\$180.80						
76 3/8"	RTRP4	3.1	BRT32	42	\$194.10						

Available for Quick Ship: Black Finish

Freight Class - 65

Available for Quick Ship: Black Finish For use with standing choral risers.

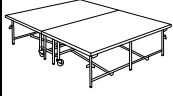
Sloping Guard Rails - Standing Risers

TYPE	CAP	CUBES	MODEL	WT	PRICE
2 Level	36	2.2	GR2	11	\$107.50
3 Level	54	3.0	GR3	12	\$116.40
4 Level	72	4.0	GR4	15	\$125.20

Installation requires drilling the steps. Available for Quick Ship: Black Finish. Sloping guard sold individually.

Freight Class - 125

Mobile Stages






	SIZE		CUBES	HARDBOARD DECK				POLYPROPYLENE DECK				CARPET DECK			
	W' x L'	H"		MODEL	QUICK SHIP	WT	PRICE	MODEL	QUICK SHIP	WT	PRICE	MODEL	QUICK SHIP	WT	PRICE
	4 x 8	8	50.0	MS08H		179	1680.10	MS08P		175	1846.10	MS08C		192	1906.50
		16	51.2	MS16H		206	1772.10	MS16P		203	1942.00	MS16C		219	2002.90
		24	57.2	MS24H		224	1804.00	MS24P		221	1978.00	MS24C		237	2038.70
		32	63.2	MS32H		238	1904.80	MS32P		234	2083.00	MS32C		251	2144.00
	6 x 8	8	74.0	MSW08H		228	2276.10	MSW08P		230	2469.00	MSW08C		255	2549.60
		16	75.7	MSW16H		256	2398.90	MSW16P		259	2596.00	MSW16C		284	2676.50
		24	84.6	MSW24H		281	2444.40	MSW24P		284	2645.40	MSW24C		309	2725.80
		32	93.5	MSW32H		292	2577.30	MSW32P		295	2786.40	MSW32C		319	2866.90

SAFETY NOTICE: Guard rails should be used on sides & rear whenever possible.

Freight Class - 200

Black metal finish is standard unless otherwise specified.





TransFoldTM Stage & Seated Riser Units

	SIZE			HARDBOARD DECK				POLYPROPYLENE DECK				CARPET DECK				
	W' x L'	H"	CUBES	MODEL	QUICK SHIP	WT	PRICE	MODEL	QUICK SHIP	WT	PRICE	MODEL	QUICK SHIP	WT	PRICE	
36" Wide 	3 x 4	8	3.3	T3408H		57	\$299.90	T3408P		56	419.10	T3408C		54	\$436.30	
		16-24	3.3	T3416H		68	\$339.40	T3416P		67	459.90	T3416C		64	\$477.10	
		24-32	3.3	T3424H	☑	79	\$349.30	T3424P	☑	78	469.80	T3424C	☑	74	\$487.00	
	3 x 6	8	4.9	T3608H		82	\$412.70	T3608P		80	552.30	T3608C		77	\$575.70	
		16-24	4.9	T3616H		97	\$471.10	T3616P		96	612.40	T3616C		92	\$636.00	
		24-32	4.9	T3624H	☑	101	\$485.70	T3624P	☑	99	627.70	T3624C	☑	96	\$651.20	
	3 x 8	8	6.5	T3808H		103	\$440.70	T3808P		100	594.00	T3808C		96	\$628.10	
		16-24	6.5	T3816H		118	\$498.80	T3816P		116	654.10	T3816C		111	\$688.40	
		24-32	6.5	T3824H		122	\$513.70	T3824P		120	669.50	T3824C		115	\$703.30	
		32-40	6.5	T3832H	☑	125	\$528.60	T3832P	☑	123	684.40	T3832C	☑	118	\$718.80	
	48" Wide 	4 x 4	8	4.3	T4408H		72	\$426.40	T4408P		71	553.70	T4408C		68	\$575.40
			16-24	4.3	T4416H		92	\$486.20	T4416P		91	615.30	T4416C	Charcoal	87	\$636.30
24-32			4.3	T4424H	☑	112	\$509.70	T4424P	☑	111	638.80	T4424C	☑ Charcoal	106	\$659.80	
4 x 6		8	6.4	T4608H		105	\$590.50	T4608P		102	763.20	T4608C		98	\$795.00	
		16-24	6.4	T4616H		133	\$678.70	T4616P		130	853.90	T4616C		126	\$885.80	
		24-32	6.4	T4624H	☑	161	\$714.00	T4624P	☑	158	889.20	T4624C	☑	154	\$921.10	
4 x 8		8	8.5	T4808H		132	\$626.80	T4808P		129	819.80	T4808C		123	\$858.30	
		16-24	8.5	T4816H		159	\$715.00	T4816P		156	910.40	T4816C		150	\$949.00	
		24-32	8.5	T4824H		165	\$750.30	T4824P		161	946.90	T4824C		155	\$984.80	
		32-40	8.5	T4832H	☑	170	\$775.40	T4832P	☑	167	972.70	T4832C	☑	160	\$1,011.00	
Arc - Left  Arc - Right  Triangle 		4 x 8	8	8.5	TA4808LH		99	\$749.20	TA4808LP		97	980.00	TA4808LC		92	\$1,025.90
			16	8.5	TA4816LH		119	\$854.60	TA4816LP		117	1088.20	TA4816LC		113	\$1,134.40
	24		8.5	TA4824LH		123	\$896.90	TA4824LP		121	1131.90	TA4824LC		116	\$1,177.20	
	32		8.5	TA4832LH	☑	128	\$926.90	TA4832LP	☑	125	1162.60	TA4832LC	☑	120	\$1,208.50	
	4 x 8	8	8.5	TA4808RH		99	\$749.20	TA4808RP		97	980.00	TA4808RC		92	\$1,025.90	
		16	8.5	TA4816RH		119	\$854.60	TA4816RP		117	1088.20	TA4816RC		113	\$1,134.40	
		24	8.5	TA4824RH		123	\$896.90	TA4824RP		121	1131.90	TA4824RC		116	\$1,177.20	
		32	8.5	TA4832RH	☑	128	\$926.90	TA4832RP	☑	125	1162.60	TA4832RC	☑	120	\$1,208.50	
	4 x 4	8	3.5	TT4408H		51	\$244.80	TT4408P		49	318.60	TT4408C		51	\$334.00	
		16	3.5	TT4416H		59	\$288.90	TT4416P		58	373.80	TT4416C		56	\$378.10	
		24	3.5	TT4424H		65	\$332.90	TT4424P		64	417.90	TT4424C		62	\$422.20	
		32	3.5	TT4432H	☑	71	\$377.00	TT4432P	☑	70	461.90	TT4432C	☑	68	\$466.30	

SAFETY NOTICE : Guard rails should be used on sides and rear of stages whenever possible.

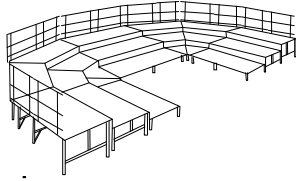
Freight Class - 70

☑ Legs on these models overlap when folded for storage. These models have leg configurations that reduce the storage capacity by two units per caddie.

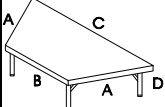
	STAGE SETS			
	MODEL	DESCRIPTION	WT	PRICE
	TCS121624RC	Complete Stage Set - Rectangular 12' x 16' x 16"/24"	1696	\$13,807.70
	TCS122024RC	Complete Stage Set - Rectangular 12' x 20' x 16"/24"	2014	\$16,066.90
	TCS162424RC	Complete Stage Set - Rectangular 16' x 24' x 16"/24"	2991	\$23,861.30
	TCS162824RC	Complete Stage Set - Rectangular 16' x 28' x 16"/24"	3462	\$27,820.40
	TCS121624BC	Complete Stage Set - Bow Front 12' x 16' x 16"/24"	1543	\$13,289.70
	TCS122024BC	Complete Stage Set - Bow Front 12' x 20' x 16"/24"	1999	\$17,013.90
	TCS162424BC	Complete Stage Set - Bow Front 16' x 24' x 16"/24"	2912	\$23,744.60
	TCS162824BC	Complete Stage Set - Bow Front 16' x 28' x 16"/24"	3642	\$29,738.90
	TCS121624AC	Complete Stage Set - Angular 12' x 16' x 16"/24"	1784	\$14,500.40
	TCS122024AC	Complete Stage Set - Angular 12' x 20' x 16"/24"	2167	\$17,823.20
	TCS162424AC*	Complete Stage Set - Angular 16' x 24' x 16"/24"	3080	\$24,553.90
	TCS162824AC	Complete Stage Set - Angular 16' x 28' x 16"/24"	3876	\$31,611.80
	TCS242424CC	Complete Stage Set - Round 24' Dia. x 16"/24"	2524	\$26,488.60
	Stage sets include 4' x 4' platforms that may be adjusted to 16" or 24" in height. All platforms located in the back row may be adjusted to 24" or 32" in height. All triangular and arc shaped platforms are furnished in a 24" fixed height. Each package includes two complete steps with handrails, guardrails for the sides and back of the stage, caddies to store all platforms (*see note below) and 23" high skirting with clips to cover the front and sides of the stage.			

*One platform will not fit on the caddies provided.

TransFold™ Seated Riser Components




PIE SHAPED UNITS

	SIZE	CUBES	HARDBOARD DECK			POLYPROPYLENE DECK			CARPET DECK		
	A" x B" x C" x D"		MODEL	WT	PRICE	MODEL	WT	PRICE	MODEL	WT	PRICE
 <p>Individual Pie-Shaped Sections</p>	36" x 2 1/4 x 29 3/4" x 8"	1.7	TP3608H	0	279.40	TP3608P	0	351.60	TP3608C	0	\$368.20
	36" x 29 x 56 3/4" x 16"	3.1	TP3616H	0	379.40	TP3616P	0	496.40	TP3616C	0	\$517.20
	36" x 56 x 83 3/4" x 24"	4.6	TP3624H	0	516.20	TP3624P	0	666.30	TP3624C	0	\$696.80
	36" x 83 x 110 1/2" x 32"	6.1	TP3632H <input checked="" type="checkbox"/>	0	899.30	TP3632P <input checked="" type="checkbox"/>	0	1145.60	TP3632C <input checked="" type="checkbox"/>	0	\$1,210.80
	48" x 2 1/4 x 39" x 8"	2.8	TP4808H	0	308.00	TP4808P	0	411.10	TP4808C	0	\$432.70
	48" x 38 1/4 x 75" x 16"	5.5	TP4816H	0	440.30	TP4816P	0	604.20	TP4816C	0	\$647.40
	48" x 74 1/2 x 111 1/4" x 24"	8.0	TP4824H <input checked="" type="checkbox"/>	0	884.00	TP4824P <input checked="" type="checkbox"/>	0	1194.30	TP4824C <input checked="" type="checkbox"/>	0	\$1,281.10
	48" x 110 1/2 x 147 1/2" x 32"	10.6	TP4832H <input checked="" type="checkbox"/>	0	952.80	TP4832P <input checked="" type="checkbox"/>	0	1294.50	TP4832C <input checked="" type="checkbox"/>	0	\$1,394.60

These pie-shaped sections are furnished in two pieces
 Black metal finish is standard on all models unless otherwise specified.

Freight Class - 65


CHAIR STOPS - Black Finish

	SIZE D x H x L	FOR USE WITH	MODEL	WT	PRICE
		2"Dx3/4"Hx28"	Chair Stop-28L (For PI3608 Pie Sections)	TCS28	0.0
2"Dx3/4"Hx32"		Chair Stop-32L (For 36"Deep Platforms)	TCS32	0.0	\$26.70
2"Dx3/4"Hx37"		Chair Stop-27L (For PI4808 Pie Sections)	TCS37	0.0	\$31.00
2"Dx3/4"Hx44"		Chair Stop-44L (For 48"Deep Platforms)	TCS44	0.0	\$36.80
2"Dx3/4"Hx48"		Chair Stop-48L (For 48" Long Platforms)	TCS48	0.0	\$40.20
2"Dx3/4"Hx54"		Chair Stop-(For PI3616, PI3616, 2ea-PI3632, 2ea-P48424)	TCS54	0.0	\$45.20
2"Dx3/4"Hx72"		Chair Stop- (For 72" Long, 1ea-PI4816, 2 ea-PI4832)	TCS72	0.0	\$60.20
2"Dx3/4"Hx81"		Chair Stop-81L (For PI3624)	TCS81	0.0	\$67.70
2"Dx3/4"Hx96"		Chair Stop-96L (For 96" Long Platforms)	TCS96	0.0	\$80.20

Freight Class - 65

TransFold™ Stage & Seated Riser Accessories

STEPS (Includes Handrails) *(For use on TransFold and 80 Series)*


	W" x D" x H"		CUBES	MODEL	QUICK SHIP	WT	PRICE
	Step	Dimensions					
	1 Step	36 x 14 x 47	3.5	ST1	Black	44	\$383.00
	2 Step	36 x 32 x 55	11.5	ST2	Black	74	\$541.90
	3 Step	36 x 45 x 63	21.4	ST3	Black	113	\$700.20
	4 Step	36 x 57 x 71	24.5	ST4		142	\$858.40

All steps furnished with black metal and gray polypropylene surface. Three and four step units require minor

All step treads are 32½" wide x 12" deep.


Freight Class - 65

TransFold™ GUARD RAILS *(Clamp-on design with chair stop)*

	L"	H"	CUBES	MODEL	QUICK SHIP	WT	PRICE
	30	42					
36	42	0.2	TGRU36	Black	24	\$189.60	
48	42	0.3	TGRU48	Black	36	\$200.70	

Freight Class - 65


STAGE & RISER CADDY *(For use on TransFold and 80 Series)*

	DESCRIPTION	CUBES	MODEL	QUICK SHIP	WT	PRICE
	44"l x 30"W x 60"H Capacity - 6					

Standard finish is black

Freight Class - 65


TransFold™ SKIRT CLIP

	MODEL	QUICK SHIP	PRICE
	TSKC	Yes	\$1.30

Clips are furnished at no charge when ordering skirting.

Ships UPS


VELCRO - Not Installed *(For use on 80 Series)*

	DESCRIPTION	MODEL	PRICE
	5/8" wide adhesive backed	VT	\$2.50

Sold Per Foot

Ships UPS

BACKDROP DRAPERIES *(For use on TransFold and 80 Series)*

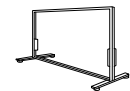
	H" x W"	MODEL	WT	PRICE
	96 x 40	BD40096	3	\$160.50
120 x 40	BD40120	4	\$186.50	
144 x 40	BD40144	5	\$212.60	

Backdrop draperies are shirred pleat style with loop type velcro. Mating velcro must be ordered separately for frame.

Mating

Ships UPS

BACKDROP FRAME *(For use on TransFold and 80 Series)*

	DESCRIPTION	MODEL	WT	PRICE
	Backdrop frame	BDF	44	\$774.80
Side Extenders 30"	BDE	8	\$206.20	
Set 4 casters	BDC	4	\$130.60	

Backdrop frames are shipped knocked down. Units adjust in lengths from 8' to 10'. Height adjustments of 5', 8', 10' and 12' are possible with each backdrop frame.

Ships UPS

TransFold™ BOX PLEAT SKIRTING

HT"	MODEL	WT	PRICE
7" H (Ln. Ft.)	TSKB08	0.2	\$25.00
7" H x 36"L	TSKB0836	0.6	\$75.00
7" H x 48"L	TSKB0848	0.8	\$100.10
7" H x 68"L (Triangle)	TSKB0868	1.7	\$150.10
7" H x 72"L	TSKB0872	1.7	\$150.10
7" H x 96"L	TSKB0896	2.6	\$200.20
7" H x 112"L (Arc)	TSKB08112	3.3	\$250.30
15" H (Ln. Ft.)	TSKB16	0.2	\$27.00
15" H x 36"L	TSKB1636	1.3	\$81.00
15" H x 48"L	TSKB1648	0.7	\$108.00
15" H x 68"L (Triangle)	TSKB1668	1.2	\$162.10
15" H x 72"L	TSKB1672	1.2	\$162.10
15" H x 96"L	TSKB1696	2.2	\$216.00
15" H x 112"L (Arc)	TSKB16112	2.8	\$270.10
23" H (Ln. Ft.)	TSKB24	0.3	\$31.50
23" H x 36"L	TSKB2436	1.0	\$94.60
23" H x 48"L	TSKB2448	1.8	\$126.10
23" H x 68"L (Triangle)	TSKB2468	1.1	\$189.20
23" H x 72"L	TSKB2472	1.1	\$189.20
23" H x 96"L	TSKB2496	1.6	\$252.30
23" H x 112"L (Arc)	TSKB24112	2.0	\$315.20
31" H (Ln. Ft.)	TSKB32	0.3	\$42.50
39" H (Ln. Ft.)	TSKB40	0.4	\$49.20

One skirt attaching clip is furnished for every lineal foot of skirting. Actual height is 1" less than shown.

Ships UPS


TransFold™ SHIRRED PLEAT SKIRTING

HT"	MODEL	WT	PRICE
7" H (Ln. Ft.)	TSKS08	0.1	\$19.60
7" H x 36"L	TSKS0836	0.2	\$58.80
7" H x 48"L	TSKS0848	0.4	\$78.40
7" H x 68"L (Triangle)	TSKS0868	0.9	\$117.80
7" H x 72"L	TSKS0872	0.9	\$117.80
7" H x 96"L	TSKS0896	1.9	\$157.00
7" H x 112"L (Arc)	TSKS08112	2.4	\$196.20
15" H (Ln. Ft.)	TSKS16	0.1	\$21.70
15" H x 36"L	TSKS1636	0.8	\$65.20
15" H x 48"L	TSKS1648	0.3	\$86.90
15" H x 68"L (Triangle)	TSKS1668	0.5	\$130.30
15" H x 72"L	TSKS1672	0.5	\$130.30
15" H x 96"L	TSKS1696	1.1	\$173.70
15" H x 112"L (Arc)	TSKS16112	1.4	\$217.20
23" H (Ln. Ft.)	TSKS24	0.1	\$26.10
23" H x 36"L	TSKS2436	0.7	\$78.30
23" H x 48"L	TSKS2448	1.1	\$104.50
23" H x 68"L (Triangle)	TSKS2468	0.4	\$156.80
23" H x 72"L	TSKS2472	0.4	\$156.80
23" H x 96"L	TSKS2496	0.7	\$209.00
23" H x 112"L (Arc)	TSKS24112	0.9	\$261.30
31" H (Ln. Ft.)	TSKS32	0.2	\$35.10
39" H (Ln. Ft.)	TSKS40	0.3	\$36.90

One skirt attaching clip is furnished for every lineal foot of skirting. Actual height is 1" less than shown.

Ships UPS

80 Series - Stage & Seated Riser Units

FIXED HEIGHT	SIZE			HARDBOARD DECK				POLYPROPYLENE DECK				CARPET DECK			
	W' x L'	H"	CUBES	MODEL	QUICK SHIP	WT	PRICE	MODEL	QUICK SHIP	WT	PRICE	MODEL	QUICK SHIP	WT	PRICE
 36" deep units	3 x 4	8	3.1	3408H		57	\$299.90	3408P		56	419.10	3408C		54	\$436.30
		16	3.1	3416H		65	\$326.80	3416P		64	447.10	3416C		61	\$464.20
		24	3.1	3424H <input checked="" type="checkbox"/>		68	\$339.40	3424P <input checked="" type="checkbox"/>		67	459.90	3424C <input checked="" type="checkbox"/>		64	\$477.10
	3 x 6	8	4.9	3608H		82	\$412.70	3608P		80	552.30	3608C		77	\$575.70
		16	4.9	3616H		93	\$452.70	3616P		91	593.50	3616C		88	\$616.90
		24	4.9	3624H		97	\$471.10	3624P		96	612.40	3624C		92	\$636.00
		32	4.9	3632H <input checked="" type="checkbox"/>		101	\$485.70	3632P <input checked="" type="checkbox"/>		99	627.70	3632C <input checked="" type="checkbox"/>		96	\$651.20
	3 x 8	8	6.1	3808H		103	\$440.70	3808P		100	594.00	3808C		96	\$628.10
		16	6.1	3816H		114	\$480.60	3816P		112	635.20	3816C		107	\$669.40
		24	6.1	3824H		118	\$498.80	3824P		116	654.10	3824C		111	\$688.40
		32	6.1	3832H		122	\$513.70	3832P		120	669.50	3832C		115	\$703.30
		40	6.1	3840H		125	\$528.60	3840P		123	684.40	3840C		118	\$718.80
4 x 4	8	4.3	4408H		72	\$426.40	4408P		71	553.70	4408C		68	\$575.40	
	16	4.3	4416H		86	\$473.30	4416P		84	601.70	4416C		81	\$623.20	
	24	4.3	4424H <input checked="" type="checkbox"/>		92	\$486.20	4424P <input checked="" type="checkbox"/>		91	615.30	4424C <input checked="" type="checkbox"/>		87	\$636.30	
4 x 6	8	6.4	4608H		105	\$590.50	4608P		102	763.20	4608C		98	\$795.00	
	16	6.4	4616H		125	\$659.30	4616P		123	833.80	4616C		118	\$866.00	
	24	6.4	4624H		133	\$678.70	4624P		130	853.90	4624C		126	\$885.80	
4 x 8	8	8.5	4808H	Nat Fiber	132	\$626.80	4808P		129	819.80	4808C	Pwtr/Chc	123	\$858.30	
	16	8.5	4816H	Nat Fiber	152	\$695.60	4816P		149	890.40	4816C	Pwtr/Chc	143	\$928.90	
	24	8.5	4824H	Nat Fiber	159	\$715.00	4824P		156	910.40	4824C	Pwtr/Chc	150	\$949.00	
	32	8.5	4832H	Nat Fiber	165	\$750.30	4832P		161	946.90	4832C	Pwtr/Chc	155	\$984.80	
	40	8.5	4840H		170	\$775.40	4840P		167	972.70	4840C		160	\$1,011.00	

Legs on these models overlap when folded for storage. SAFETY NOTICE : Guard rails should be used on sides and rear of stages whenever possible.
 Black metal finish is standard on all models.

Freight Class -

DUAL HEIGHT	SIZE			HARDBOARD DECK				POLYPROPYLENE DECK				CARPET DECK			
	W' x L'	H"	CUBES	MODEL	QUICK SHIP	WT	PRICE	MODEL	QUICK SHIP	WT	PRICE	MODEL	QUICK SHIP	WT	PRICE
 36" deep units	3 x 4	8 or 16	3.3	3408DH		69	\$449.00	3408DP		68	572.90	3408DC		66	\$589.90
		16 or 24	3.3	3416DH		73	\$490.40	3416DP		72	615.10	3416DC		70	\$632.30
		24 or 32	3.3	3424DH <input checked="" type="checkbox"/>		76	\$508.90	3424DP <input checked="" type="checkbox"/>		75	634.50	3424DC <input checked="" type="checkbox"/>		72	\$651.50
	3 x 6	8 or 16	4.9	3608DH		101	\$622.30	3608DP		99	767.80	3608DC		96	\$791.10
		16 or 24	4.9	3616DH		107	\$678.90	3616DP		105	826.60	3616DC		102	\$849.80
		24 or 32	4.9	3624DH		111	\$704.90	3624DP		109	852.90	3624DC		106	\$876.40
	3 x 8	8 or 16	6.5	3808DH		121	\$660.20	3808DP		118	819.80	3808DC		114	\$854.00
		16 or 24	6.5	3816DH		126	\$720.50	3816DP		124	882.00	3816DC		119	\$890.90
		24 or 32	6.5	3824DH		130	\$748.10	3824DP		128	910.40	3824DC		123	\$944.60
		32 or 40	6.5	3832DH		137	\$769.90	3832DP		135	932.80	3832DC		130	\$966.90
	4 x 4	8 or 16	4.3	4408DH		93	\$648.90	4408DP		91	782.60	4408DC		88	\$804.10
		16 or 24	4.3	4416DH		98	\$720.00	4416DP		96	855.80	4416DC		93	\$876.90
24 or 32		4.3	4424DH		102	\$739.70	4424DP		100	876.10	4424DC		97	\$897.30	
4 x 6	8 or 16	6.4	4608DH		136	\$904.20	4608DP		133	1085.70	4608DC		129	\$1,117.30	
	16 or 24	6.4	4616DH		142	\$1,007.10	4616DP		140	1191.50	4616DC		135	\$1,223.50	
	24 or 32	6.4	4624DH		148	\$1,035.70	4624DP		146	1221.10	4624DC		141	\$1,253.80	
4 x 8	8 or 16	8.5	4808DH		162	\$940.20	4808DP		159	1142.50	4808DC		153	\$1,180.30	
	16 or 24	8.5	4816DH		169	\$1,043.40	4816DP		165	1247.90	4816DC		160	\$1,286.40	
	24 or 32	8.5	4824DH		175	\$1,071.90	4824DP		171	1277.60	4824DC		165	\$1,315.70	
	32 or 40	8.5	4832DH		185	\$1,125.60	4832DP		182	1333.00	4832DC		176	\$1,371.30	

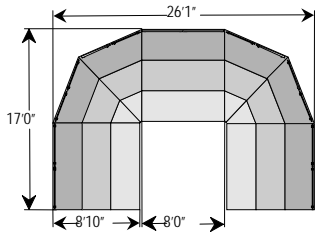
4' long models have only two sets of legs per unit. SAFETY NOTICE : Guard rails should be used on sides and rear of stages whenever possible.

Black metal finish is standard on all models.
 For Caddy - See SC Riser Caddy on Page 25.

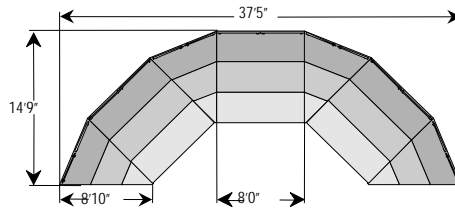
Freight Class - 70

80 Series - Seated Choral Risers

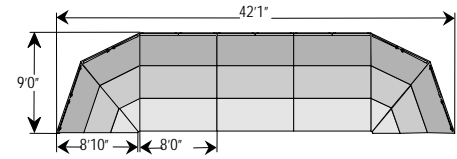
BASE SETS



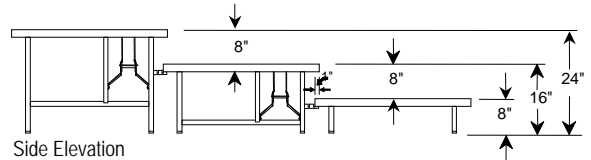
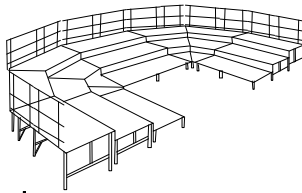
Horseshoe Arrangement



Winged Arrangement



Arc Arrangement

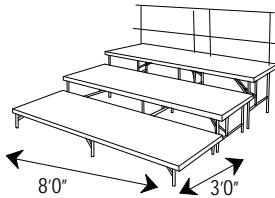


Side Elevation

HARDBOARD DECK			CARPET DECK		
MODEL	PRICE	WT	MODEL	PRICE	WT
C600H	10509.50	2274	C600C	13884.90	1842

Platforms and pie-shaped sections as shown and rear guard rails.

ADD-ON SECTIONS (three levels – for use at center or ends)



HARDBOARD DECK			CARPET DECK		
MODEL	PRICE	WT	MODEL	PRICE	WT
C363H	1636.50	371	C363C	2202.30	350

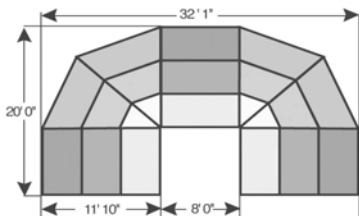
Each section includes one each 8", 16" and 24" high platforms and rear guard rails.

Black metal finish is standard on all models unless otherwise specified.

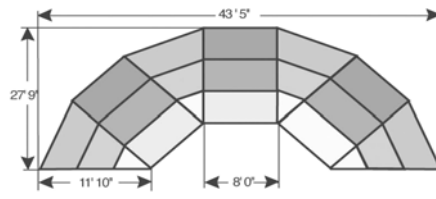
Freight Class - 65

80 Series - Seated Band Riser Sets

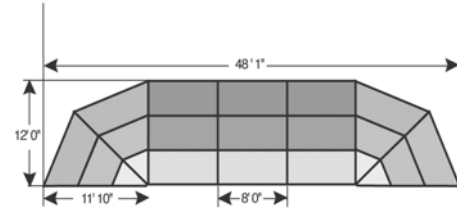
BASE SETS



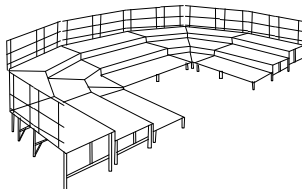
Horseshoe



Winged



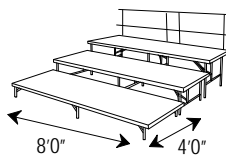
Arc



HARDBOARD DECK			CARPET DECK		
MODEL	PRICE	WT	MODEL	PRICE	WT
B600H	14625.80	2785	B600C	19725.00	2552

Platforms and pie-shaped sections as shown and rear guard rails.

ADD-ON SECTIONS (three levels – for use at center or ends)



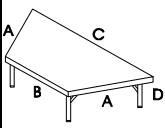
HARDBOARD DECK			CARPET DECK		
MODEL	PRICE	WT	MODEL	PRICE	WT
B483H	2253.80	479	B483C	2952.60	452

Each section includes one each 8", 16" and 24" high platforms and rear guard rails.

Black metal finish is standard on all models unless otherwise specified.

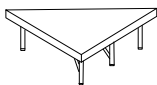
Freight Class - 65

80 Series Seated Riser Components

 Individual Pie-Shaped Sections	SIZE	CUBES	HARDBOARD DECK			POLYPROPYLENE DECK			CARPET DECK		
	A" x B" x C" x D"		MODEL	WT	PRICE	MODEL	WT	PRICE	MODEL	WT	PRICE
	36 x 2 1/4 x 29 3/4 x 8	1.7	PI3608H	33	\$287.80	PI3608P	32	\$362.10	PI3608C	31	\$379.30
	36 x 29 x 56 3/4 x 16	3.1	PI3616H	58	\$390.70	PI3616P	57	\$511.30	PI3616C	55	\$532.70
	36 x 56 x 83 3/4 x 24	4.6	PI3624H	86	\$531.70	PI3624P	83	\$686.20	PI3624C	80	\$717.70
	36 x 83 x 110 1/2 x 32	6.1	PI3632H	140	\$926.30	PI3632P	129	\$1,180.00	PI3632C	124	\$1,247.30
	48 x 2 1/4 x 39 x 8	2.8	PI4808H	40	\$317.30	PI4808P	41	\$423.50	PI4808C	40	\$445.70
	48 x 38 1/4 x 75 x 16	5.5	PI4816H	86	\$453.60	PI4816P	79	\$622.30	PI4816C	76	\$666.80
	48 x 74 1/2 x 111 1/4 x 24	8.0	PI4824H	163	\$910.50	PI4824P	141	\$1,230.10	PI4824C	135	\$1,319.60
	48 x 110 1/2 x 147 1/2 x 32	10.6	PI4832H	190	\$981.30	PI4832P	166	\$1,333.30	PI4832C	159	\$1,436.50

☑ These pie-shaped sections are furnished in two pieces
Black metal finish is standard on all models unless otherwise specified.


Freight Class - 65

 Triangular Units	SIZE	CUBES	HARDBOARD DECK			POLYPROPYLENE DECK			CARPET DECK		
	W" x L" x H"		MODEL	WT	PRICE	MODEL	WT	PRICE	MODEL	WT	PRICE
	48 x 48 x 8	3.5	T48H	51	\$252.10	T48P	49	328.10	T48C	51	\$344.00

Black metal finish is standard on all models unless otherwise specified.

Freight Class - 65

CHAIR STOPS - Black Finish


	SIZE D x H x L	FOR USE WITH	MODEL	WT	PRICE
		2"Dx3/4"Hx28"	Chair Stop-28L (For PI3608 Pie Sections)	CS28	1.0
	2"Dx3/4"Hx32"	Chair Stop-32L (For 36" Deep Platforms)	CS32	1.2	\$27.60
	2"Dx3/4"Hx37"	Chair Stop-27L (For PI4808 Pie Sections)	CS37	1.4	\$31.90
	2"Dx3/4"Hx44"	Chair Stop-44L (For 48" Deep Platforms)	CS44	1.6	\$37.90
	2"Dx3/4"Hx48"	Chair Stop-48L (For 48" Long Platforms)	CS48	1.8	\$41.30
	2"Dx3/4"Hx54"	Chair Stop-(For PI3616, PI3616, 2ea-PI3632, 2ea-P48424)	CS54	2.0	\$46.50
	2"Dx3/4"Hx72"	Chair Stop- (For 72" Long, 1ea-PI4816, 2 ea-PI4832)	CS72	2.6	\$61.90
	2"Dx3/4"Hx81"	Chair Stop-81L (For PI3624)	CS81	3.0	\$69.70
	2"Dx3/4"Hx96"	Chair Stop-96L (For 96" Long Platforms)	CS96	3.5	\$82.70

Pre-drilled for installation with screws provided.

Freight Class - 65

80 Series Accessories

STEPS (Includes Handrails)


	W" x D" x H"	CUBES	MODEL	QUICK SHIP	WT	PRICE
	1 Step	36 x 14 x 47	3.5	ST1	Black	44
2 Step	36 x 32 x 55	11.5	ST2	Black	74	\$541.90
3 Step	36 x 45 x 63	21.4	ST3	Black	113	\$700.20
4 Step	36 x 57 x 71	24.5	ST4		142	\$858.40

All steps furnished with black metal and gray polypropylene surface. Three and four step units require minor assembly.

All step treads are 32½" wide x 12" deep.

Freight Class - 55


GUARD RAILS (Bolt-on style, will not fit TransFold™ Stages & Risers)

	L"	H"	CUBES	MODEL	QUICK SHIP	WT	PRICE
	30	30	0.2	GRU30	Black	14	\$88.80
36	30	0.2	GRU36	Black	16	\$94.90	
48	30	0.3	GRU48	Black	18	\$108.20	

Installation requires drilling the stage or riser deck. Standard finish is black.

Freight Class - 55


STAGE & RISER CADDY

	DESCRIPTION	CUBES	MODEL	QUICK SHIP	WT	PRICE
	44"l x 30"W x 60"H Capacity - 6	5.7	SC	Black	66	\$1,063.60

Standard finish is black

Freight Class - 55


VELCRO - Factory Installed

	INSTALLED ON	MODEL	PRICE
	36 x 48 unit - 4 sides	V11	\$67.60
36 x 72 unit - 4 sides	V12	\$77.20	
36 x 96 unit - 4 sides	V13	\$89.00	
48 x 48 unit - 4 sides	V14	\$77.20	
48 x 72 unit - 4 sides	V15	\$95.40	
48 x 96 unit - 4 sides	V16	\$106.00	
48 X 96 mobile stages	V22	\$106.00	
6 x 8 mobile stages	V23	\$149.10	

Velcro, when factory installed, is adhered & riveted to the frame of the unit.

Ships UPS


VELCRO - Not Installed

	DESCRIPTION	MODEL	PRICE
	5/8" wide adhesive backed	VT	\$2.50

Sold Per Foot

Ships UPS

BACKDROP DRAPERIES


	H" x W"	MODEL	WT	PRICE
	96 x 40	BD40096	3	\$160.50
120 x 40	BD40120	4	\$186.50	
144 x 40	BD40144	5	\$212.60	

Backdrop draperies are shirred pleat style with loop type velcro. Mating velcro must be ordered separately for frame.

Mating

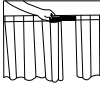
Ships UPS

BACKDROP FRAME

	DESCRIPTION	MODEL	WT	PRICE
	Backdrop frame	BDF	44	\$774.80
Side Extenders 30"	BDE	8	\$206.20	
Set 4 casters	BDC	4	\$130.60	

Backdrop frames are shipped knocked down. Units adjust in lengths from 8' to 10'. Height adjustments of 5', 8', 10' and 12' are possible with each backdrop frame.

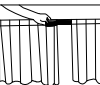
BOX PLEAT SKIRTING

	HT"	MODEL	WT	PRICE
	7" H (Ln. Ft.)	SKB08	0.2	\$25.00
7" H x 36"L	SKB0836	0.6	\$75.00	
7" H x 48"L	SKB0848	0.8	\$100.10	
7" H x 72"L	SKB0872	1.7	\$150.10	
7" H x 96"L	SKB0896	2.6	\$200.20	
15" H	SKB16	0.2	\$27.00	
15" H x 36"L	SKB1636	1.3	\$81.00	
15" H x 48"L	SKB1648	0.7	\$108.00	
15" H x 72"L	SKB1672	1.2	\$162.10	
15" H x 96"L	SKB1696	2.2	\$216.00	
23" H (Ln. Ft.)	SKB24	0.3	\$31.50	
23" H x 36"L	SKB2436	1.0	\$94.60	
23" H x 48"L	SKB2448	1.8	\$126.10	
23" H x 72"L	SKB2472	1.1	\$189.20	
23" H x 96"L	SKB2496	1.6	\$252.30	
31" H (Ln. Ft.)	SKB32	0.3	\$42.50	
31" H x 36"L	SKB3236	0.8	\$127.60	
31" H x 48"L	SKB3248	1.3	\$170.20	
31" H x 72"L	SKB3272	2.6	\$255.40	
31" H x 96"L	SKB3296	1.5	\$340.50	
39" H (Ln. Ft.)	SKB40	0.4	\$49.20	
39" H x 36"L	SKB4036	0.6	\$147.60	
39" H x 48"L	SKB4048	1.1	\$196.60	
39" H x 72"L	SKB4072	2.0	\$295.00	
39" H x 96"L	SKB4096	3.5	\$393.40	

Installation requires loop-type velcro already sewn to back and is priced per lineal foot. Mating velcro, for use on stage and riser units, must be ordered separately. Actual height is 1" less than shown.

Ships UPS

SHIRRED PLEAT SKIRTING

	HT"	MODEL	WT	PRICE
	7" H (Ln. Ft.)	SKS08	0.1	\$19.60
7" H x 36"L	SKS0836	0.2	\$58.80	
7" H x 48"L	SKS0848	0.4	\$78.40	
7" H x 72"L	SKS0872	0.9	\$117.80	
7" H x 96"L	SKS0896	1.9	\$157.00	
15" H (Ln. Ft.)	SKS16	0.1	\$21.70	
15" H x 36"L	SKS1636	0.8	\$65.20	
15" H x 48"L	SKS1648	0.3	\$86.90	
15" H x 72"L	SKS1672	0.5	\$130.30	
15" H x 96"L	SKS1696	1.1	\$173.70	
23" H (Ln. Ft.)	SKS24	0.1	\$26.10	
23" H x 36"L	SKS2436	0.7	\$78.30	
23" H x 48"L	SKS2448	1.1	\$104.50	
23" H x 72"L	SKS2472	0.4	\$156.80	
23" H x 96"L	SKS2496	0.7	\$209.00	
31" H (Ln. Ft.)	SKS32	0.2	\$35.10	
31" H x 36"L	SKS3236	0.4	\$105.20	
31" H x 48"L	SKS3248	1.0	\$140.20	
31" H x 72"L	SKS3272	1.7	\$210.30	
31" H x 96"L	SKS3296	0.5	\$280.50	
39" H (Ln. Ft.)	SKS40	0.3	\$36.90	
39" H x 36"L	SKS4036	0.3	\$110.80	
39" H x 48"L	SKS4048	0.6	\$147.80	
39" H x 72"L	SKS4072	1.5	\$221.50	
39" H x 96"L	SKS4096	2.2	\$295.40	

Installation requires loop-type velcro already sewn to back and is priced per lineal foot. Mating velcro, for use on stage and riser units, must be ordered separately. Actual height is 1" less than shown.

Ships UPS

LIMITED WARRANTY

Midwest Folding Products (MFP) warrants to the original purchaser of the product that the product is free from defects in material and workmanship for the following period of time:

TransFold™ Stages and Risers	15 Years
NLW Series ABS Plastic Folding Tables	15 Years
MDF Core Top Tables	10 Years
Plywood Core Top Tables	10 Years
80 Series Portable Stages and Risers	10 Years
Mobile Stages	10 Years
UpperZone™ Table & Chair Trucks	5 Years
All Other Products	1 Year

This warranty is extended for the period of time after the date of purchase by the original purchaser and is extended only to the original purchaser of the product and may be enforced only by such purchaser. This warranty is not transferable and expires if the product is resold or otherwise transferred.

This warranty does not apply to any product which has been altered by anyone other than an MFP representative or has been damaged due to accident, abuse, misuse, misapplication, modification, alteration or improper installation, set-up, care, maintenance or repair. MFP does not warrant any products, components or parts which are not manufactured by MFP.

MFP will, at its option, repair or replace, free of charge, the product covered by this warranty, or a portion of the product, that is found to be defective in material or workmanship during the warranty period.

To make a claim under this warranty, the original purchaser shall provide proof of the date of purchase and notice of the alleged defect to:

Midwest Folding Products
Customer Service Department
1414 S. Western Avenue
Chicago, Illinois 60608

Any repair or replacement under this warranty shall not extend the warranty period. The foregoing shall constitute the exclusive remedy of the purchaser and the exclusive liability of MFP.

The above warranty is exclusive and in lieu of all other express warranties whether oral or written, expressed or implied. No warranty of merchantability or fitness for a particular purpose shall apply.

MFP shall not, under any circumstances or under any legal theory, be liable to the purchaser or any other person for special, incidental or consequential damages of any nature including without limitation damages to, or loss of use of property, damages for loss of profits or revenues or any other damages arising from the original purchase. MFP's liability will in no event exceed the purchase price of the product.

No agent, employee or representative of MFP nor any dealer or other person is authorized to modify this warranty in any respect. The infelicity of all or a part of any of the provisions of this Limited Warranty shall not affect or invalidate any other provision of this Limited Warranty.

Notes



MIDWEST FOLDING PRODUCTS
1414 S WESTERN AVE • CHICAGO, IL • 60608
PH 800.621.4716 • FAX 312.666.2606
WWW.MIDWESTFOLDING.COM • ORDERS@MIDWESTFOLDING.COM

