

Product Price List 54

Effective January 1, 2011

(Supersedes All Previous Price Lists)



Prodigy™ Chairs

Fire Retardant Add-On for Prodigy Shells

	Price/Each
Prodigy C/D Size Shell	\$ 6.75
Prodigy B Size Shell	\$ 7.45
Prodigy A Size Shell	\$ 8.20
Prodigy A+ Size Shell	\$ 9.70

Add on the above amount to the appropriate list price for the model required.

Z-Leg Chair



Model	Height	Cubes Each Ctn	Units Per Ctn	Lbs Each Ctn	Paint/Chr Ctn
P303	13½"	2.7	4	13.8	\$ 105.50
P305	15½"	3.3	4	14.8	\$ 111.20
P307	17½"	4.1	4	18.5	\$ 119.20
P308	18½"	4.6	4	20.5	\$ 131.75

With Bookrack New

P357	17½"	10.3	2	22.5	\$ 164.20
P358	18½"	11.5	2	24.5	\$ 176.75

Add for the following options (per unit):

Seat + back pads (P307, P308, P357 and P358 only)	Options
Seat pad (P307, P308, P357 and P358 only)	\$ 58.10
Steel, Felt, or Non-Skid Glide	\$ 42.80
Always ships fully cartoned	\$ 5.00



P100 Series Four Leg Stacking Chair



Model	Height	Cubes Each Ctn	Units Per Ctn	Lbs Each Ctn	Paint/Chr Ctn
P101	11½"	1.7	5	8.0	\$ 65.10
P103	13½"	1.7	5	8.4	\$ 65.10
P105	15½"	2.3	5	13.0	\$ 70.60
P107	17½"	3.9	5	14.0	\$ 78.95
P108	18½"	4.0	5	15.0	\$ 94.20

With Casters

P167	17½"	3.9	5	16.0	\$ 115.75
P168	18½"	4.0	5	17.0	\$ 131.25

Music Chair (Upright band-pitch chair for band rooms and stage risers)

P109	17½"	3.9	5	14.0	\$ 95.35
P10P	18½"	4.0	5	16.5	\$ 113.50

With Bookrack New

P157	17½"	9.7	2	18.5	\$ 123.95
P158	18½"	10.0	2	19.5	\$ 139.20

Glide Selection: Champion Nylon, Carpin FloorSaver or Steel

Add for the following options (per unit):

Seat + back pads (P107, P108, P167, P168, P109, P10P, P157 and P158 only)	Options
Seat pad (P107, P108, P167, P168, P109, P10P, P157 and P158 only)	\$ 58.10
Non-skid glide	\$ 42.80
Q-ball glide	\$ 1.15
Felt snap-on glide cap (P/N 620001 - Field Installed) New	\$ 6.50
Always ships fully cartoned	\$ 2.60



Prodigy™ Chairs and Chair Desks/Combos

P-Series Gas-Lift Swivel Chair and Lab Stool

Model	Height	Cubes Each		Units		Lbs Each		Paint Ctn
		Ctn	Per Ctn	Per Ctn	Ctn	Ctn	Ctn	
PS95	Adjustable	4.9	1	1	16.5			\$ 207.70
PS97	Adustable	6.2	1	1	20.3			\$ 237.30
PS98	Adjustable	6.2	1	1	23.3			\$ 255.15
PL95	Adjustable	4.9	1	1	23.2			\$ 231.65
PL97	Adjustable	6.2	1	1	27.0			\$ 261.25
PL98	Adustable	6.2	1	1	30.0			\$ 279.10

Standard with free-rolling nylon casters
Black base only

Add for the following options (per unit):

Seat + back pads (PS97, PS98, PL97 and PL98 only)

Seat pad (PS97, PS98, PL97 and PL98 only)

Free-rolling rubber casters (P/N 614200)

Glide package (P/N 615404)

Always ships fully cartoned

Options

\$ 58.10

\$ 42.80

\$ 11.55

\$ 10.00

PS95



Optional
Glide Package

PL97



P200 Series Tablet Arm Chair Desk

Model	Height	Cubes Each		Units		Lbs Each		Paint/Chr Ctn
		Ctn	Per Ctn	Per Ctn	Ctn	Ctn	Ctn	
P207	17½"	12.4	1	1	28.7			\$ 206.30
P208	18½"	13.2	1	1	29.7			\$ 249.60
P257	17½"	13.4	1	1	29.7			\$ 210.30
P258	18½"	14.2	1	1	30.7			\$ 253.60

Standard Worksurface: Laminate Top Size: 22" x 17" x 12"

Glide Selection: Champion Nylon, Carpin FloorSaver or Steel

P207 and P208 - Without Bookrack; P257 and P258 - With Bookrack

Add for the following options (per unit):

Special laminate (Wilsonart non-premium only)

PermaTuff edge (black only)

Black edge

Non-skid glide

Q-ball glide

Felt snap-on glide cap (P/N 620001 - Field Installed) **New**

Always ships fully cartoned

\$ 13.00

\$ 13.00

\$ 5.75

\$ 1.15

\$ 6.50

\$ 2.60

P257



P400 Series Four Leg Combination Desk

Model	Height	Cubes Each		Units		Lbs Each		Paint/Chr Ctn
		Ctn	Per Ctn	Per Ctn	Ctn	Ctn	Ctn	
P407	17½"	9.6	2	2	35.0			\$ 204.30
P408	18½"	11.5	2	2	40.0			\$ 234.60
P457	17½"	10.6	2	2	36.0			\$ 208.30
P458	18½"	12.5	2	2	41.0			\$ 238.60

Standard Worksurface: Laminate

Glide Selection: Champion Nylon, Carpin FloorSaver or Steel

P407 and P408 - Without Bookrack; P457 and P458 - With Bookrack

Top Shape Options: 20" x 26" Rectangle, Soft Rectangle, or Teaming

Add for the following options (per unit):

Special laminate (Wilsonart non-premium only)

PermaTuff edge (black only)

Plywood worksurface

Solid Plastic worksurface, 20" x 26" (rectangle, soft rectangle or teaming)

Black edge

Non-skid glide

Q-ball glide

Felt snap-on glide cap (P/N 620001 - Field Installed) **New**

Always ships fully cartoned

Options

\$ 18.05

\$ 15.35

\$ 49.55

\$ 54.20

\$ 5.75

\$ 1.15

\$ 6.50

\$ 2.60

P407



Prodigy™ Combos/Student Desks

P800 Series Sled Combination Desk



P807

Model	Height	Cubes Each Ctn	Units Per Ctn	Lbs Each Ctn	Chrome Ctn
P807	17½"	11.5	2	42.0	\$ 268.95
P808	18½"	14.0	2	46.0	\$ 309.80
P857	17½"	12.5	2	43.0	\$ 272.95
P858	18½"	15.0	2	47.0	\$ 313.80

Standard Worksurface: Laminate

P807 and P808 - Without Bookrack; P857 and P858 - With Bookrack

Top Shape Options: 20" x 26" Rectangle, Soft Rectangle, or Teaming

Add for the following options (per unit):

Special laminate (Wilsonart non-premium only)

PermaTuff edge (black only)

Plywood worksurface

Solid Plastic worksurface, 20" x 26" (rectangle, soft rectangle or teaming)

Nylon glide

Black edge

Always ships fully cartoned

Options

\$ 18.05
\$ 15.35
\$ 49.55
\$ 54.20
\$ 10.40
\$ 6.50

P500 Series Four Leg Open Front Desk



P507

Model	Height	Top Size	Cubes Each Ctn	Units Per Ctn	Lbs Each Ctn	Paint/Chr Ctn
With Prodigy Plastic Bookbox						
P506	24" - 33"	20" x 26" rectangle	4.2	2	25.0	\$ 114.40
P507	24" - 33"	20" x 26" soft rectangle	4.2	2	25.0	\$ 114.40
P508	24" - 33"	20" x 26" teaming	4.2	2	25.0	\$ 114.40

With Wire Bookbox

P5B6	24" - 33"	20" x 26" rectangle	4.2	2	25.0	\$ 119.10
P5B7	24" - 33"	20" x 26" soft rectangle	4.2	2	25.0	\$ 119.10
P5B8	24" - 33"	20" x 26" teaming	4.2	2	25.0	\$ 119.10

Without Bookbox

P5X6	24" - 33"	20" x 26" rectangle	4.2	2	20.0	\$ 108.95
P5X7	24" - 33"	20" x 26" soft rectangle	4.2	2	20.0	\$ 108.95
P5X8	24" - 33"	20" x 26" teaming	4.2	2	20.0	\$ 108.95

Standard Worksurface: Laminate

Glide Selection: Champion Nylon, Carpin FloorSaver or Steel

Add for the following options (per unit):

Special laminate (Wilsonart non-premium only)

PermaTuff edge (black only)

Plywood worksurface

Solid Plastic worksurface, 20" x 26" (rectangle, soft rectangle or teaming)

Black edge

Non-skid glide

Q-ball glide

Felt snap-on glide cap (P/N 620001 - Field Installed) **New**

Always ships fully cartoned

Options

\$ 18.05
\$ 15.35
\$ 49.55
\$ 54.20
\$ 5.75
\$ 1.15
\$ 6.50
\$ 2.60



P5B7



P5X7

COMBOS, CHAIR DESKS, DESKS AND TABLES
 ARE SOLD IN FULL CARTON QUANTITIES ONLY
 ALL PRICES ARE PER UNIT



Prodigy™ Student Desks

P600 Series Four Leg Open Front Desk

Model	Height	Top Size	Cubes Each Ctn	Units Per Ctn	Lbs Each Ctn	Paint/Chr Ctn
P606	24" - 33"	20" x 26" rectangle	4.2	2	25.0	\$ 114.40

Standard With Rectangle Bookbox
 Standard Worksurface: Laminate
 Glide Selection: Champion Nylon, Carpin FloorSaver or Steel

Add for the following options (per unit):

Special laminate (Wilsonart non-premium only)
 PermaTuff edge (black only)
 Plywood worksurface
 Solid Plastic worksurface, 20" x 26"
 Black edge
 Non-skid glide
 Q-ball glide
 Felt snap-on glide cap (P/N 620001 - Field Installed) **New**
 Always ships fully cartoned

Options

\$ 18.05
 \$ 15.35
 \$ 49.55
 \$ 54.20
 \$ 5.75
 \$ 1.15
 \$ 6.50
 \$ 2.60



P606

Prodigy™ Student Desks

Z-Leg Open Front Desk



PA04

Model	Height	Top Size	Cubes Each Ctn	Units Per Ctn	Lbs Each Ctn	Paint/Chr Ctn
With Plastic Prodigy Bookbox						
PC06	25" Fixed	20" x 26" rectangle	5.3	2	27.5	\$ 173.55
PC07	25" Fixed	20" x 26" soft rectangle	5.3	2	27.5	\$ 173.55
PC08	25" Fixed	20" x 26" teaming	5.3	2	27.5	\$ 173.55
PB06	27" Fixed	20" x 26" rectangle	5.7	2	29.1	\$ 179.15
PB07	27" Fixed	20" x 26" soft rectangle	5.7	2	29.1	\$ 179.15
PB08	27" Fixed	20" x 26" teaming	5.7	2	29.1	\$ 179.15
PA0A	29" Fixed	22" x 28" rectangle	6.4	2	32.3	\$ 181.50
PA04	29" Fixed	22" x 28" soft rectangle	6.4	2	32.3	\$ 181.50
PX0A	31" Fixed	22" x 28" rectangle	7.5	2	33.9	\$ 185.70
PX04	31" Fixed	22" x 28" soft rectangle	7.5	2	33.9	\$ 185.70
With Wire Bookbox						
PCB6	25" Fixed	20" x 26" rectangle	5.3	2	27.5	\$ 180.65
PCB7	25" Fixed	20" x 26" soft rectangle	5.3	2	27.5	\$ 180.65
PCB8	25" Fixed	20" x 26" teaming	5.3	2	27.5	\$ 180.65
PBB6	27" Fixed	20" x 26" rectangle	5.7	2	29.1	\$ 186.30
PBB7	27" Fixed	20" x 26" soft rectangle	5.7	2	29.1	\$ 186.30
PBB8	27" Fixed	20" x 26" teaming	5.7	2	29.1	\$ 186.30
PABA	29" Fixed	22" x 28" rectangle	6.4	2	32.3	\$ 188.70
PAB4	29" Fixed	22" x 28" soft rectangle	6.4	2	32.3	\$ 188.70
PXBA	31" Fixed	22" x 28" rectangle	7.5	2	33.9	\$ 192.90
PXB4	31" Fixed	22" x 28" soft rectangle	7.5	2	33.9	\$ 192.90
Without Bookbox						
PCX6	25" Fixed	20" x 26" rectangle	5.3	2	25.0	\$ 154.20
PCX7	25" Fixed	20" x 26" soft rectangle	5.3	2	25.0	\$ 154.20
PCX8	25" Fixed	20" x 26" teaming	5.3	2	25.0	\$ 154.20
PBX6	27" Fixed	20" x 26" rectangle	5.7	2	26.6	\$ 157.30
PBX7	27" Fixed	20" x 26" soft rectangle	5.7	2	26.6	\$ 157.30
PBX8	27" Fixed	20" x 26" teaming	5.7	2	26.6	\$ 157.30
PAXA	29" Fixed	22" x 28" rectangle	6.4	2	29.8	\$ 161.65
PAX4	29" Fixed	22" x 28" soft rectangle	6.4	2	29.8	\$ 161.65
PXXA	31" Fixed	22" x 28" rectangle	7.5	2	31.4	\$ 167.55
PXX4	31" Fixed	22" x 28" soft rectangle	7.5	2	31.4	\$ 167.55

Standard Worksurface: Laminate With PermaTuff Edge

Add for the following options (per unit):

	Options
Special laminate (Wilsonart non-premium only)	\$ 18.05
Plywood worksurface, 20" x 26" (rectangle, soft rectangle or teaming)	\$ 49.55
Plywood worksurface, 22" x 28" (rectangle, soft rectangle or teaming)	\$ 54.40
Solid Plastic worksurface, 20" x 26" (rectangle, soft rectangle or teaming)	\$ 54.20
Solid Plastic worksurface, 22" x 28" (rectangle only)	\$ 75.00
Steel, Felt or Non-Skid Glide	\$ 5.00

Always ships fully cartoned

COMBOS, CHAIR DESKS, DESKS AND TABLES
 ARE SOLD IN FULL CARTON QUANTITIES ONLY
 ALL PRICES ARE PER UNIT



Prodigy™ Student Desks

Z-Leg Open Front Desk With Rectangle Bookbox

Model	Height	Top Size	Cubes Each	Units	Lbs Each	Paint/Chr
			Ctn	Per Ctn	Ctn	Ctn
PF06	25" Fixed	20" x 26" rectangle	5.3	2	27.5	\$ 173.55
PE06	27" Fixed	20" x 26" rectangle	5.7	2	29.1	\$ 179.15
PD0A	29" Fixed	22" x 28" rectangle	6.4	2	32.3	\$ 181.50
PG0A	31" Fixed	22" x 28" rectangle	7.5	2	33.9	\$ 185.70

Standard With Rectangle Bookbox

Standard Worksurface: Laminate With PermaTuff Edge

Add for the following options (per unit):

	Options
Special laminate (Wilsonart non-premium only)	\$ 18.05
Plywood worksurface, 20" x 26"	\$ 49.55
Plywood worksurface, 22" x 28"	\$ 54.40
Solid Plastic worksurface, 20" x 26"	\$ 54.20
Solid Plastic worksurface, 22" x 28"	\$ 75.00
Steel, Felt, or Non-Skid Glide	\$ 5.00
Always ships fully cartoned	

Discover™ Chairs

Fire Retardant Add-On for Discover Shells and Desk Bookboxes

	Price/Each
Discover C/D Size Shell	\$ 6.00
Discover B Size Shell	\$ 6.70
Discover A Size Shell	\$ 7.45
Discover A+ Size Shell	\$ 8.95
Discover DS0A	\$ 10.85
DA0D Desk Bookbox	\$ 10.45
DAJG A+ Desk Bookbox	\$ 13.40

Add on the above amount to the appropriate list price for the model required.

D100 Series Four Leg Stacking Chair



D10A



D16A



D109



Discover Shell
With Optional Seat
and Back Pads



D10A Shown
With Optional
Boot Glide

Model	Height	Cubes Each Unctn Ctn	Units Per Ctn	Lbs Each Unctn Ctn	Black Chardark Putty Unctn	Chrome Titanium Unctn	Paint/Chr Ctn	
D10F	8"	N/A 1.4	5	N/A 6.4	\$ 37.65	\$ 39.50	Ships Ctn	
D10E	10"	N/A 1.4	5	N/A 6.8	\$ 37.65	\$ 39.50	Ships Ctn	
D10D	12"	1.3 1.4	6	5.9 7.2	\$ 37.65	\$ 39.50	SEE BELOW TO ADD CARTON CHARGES	
D10C	14"	1.3 1.7	5	6.2 7.7	\$ 37.65	\$ 39.50		
D10B	16"	1.4 2.0	5	7.6 9.1	\$ 43.90	\$ 46.20		
D10A	18"	1.5 2.6	5	8.9 10.4	\$ 48.90	\$ 51.45		
D10X	18"A+	1.6 3.8	5	12.4 13.9	\$ 57.00	\$ 60.00		
With Ganging Device								
D14A	18"	1.5 2.6	5	9.8 11.3	\$ 58.45	\$ 61.55		
D14X	18"A+	1.6 3.8	5	13.3 14.8	\$ 66.50	\$ 70.00		
With Casters								
D16A	18"	1.5 3.3	4	12.2 13.7	\$ 84.40	\$ 88.80		
D16X	18"A+	1.6 4.8	4	13.8 15.3	\$ 92.80	\$ 97.65		
Music Chair (Upright band-pitch chair for band rooms and stage risers)								
D109	18"	1.5 2.6	5	8.9 10.4	\$ 64.70	\$ 68.10		
D10P	18"A+	1.6 4.2	5	12.4 13.9	\$ 75.65	\$ 79.55		
With Bookrack - Always ships fully cartoned								
D15B	16"	N/A 5.5	2	N/A 12.3	\$ 91.90	\$ 94.20		
D15A	18"	N/A 7.2	2	N/A 14.4	\$ 96.90	\$ 99.45		
D15X	18"A+	N/A 8.7	2	N/A 16.5	\$105.00	\$108.00		

Glide Selection: Champion Nylon, Carpin FloorSaver or Steel

Add for the following options (per unit):

	Options
Seat + back pads (A and A+ only)	\$ 58.10
Seat pad (A and A+ only)	\$ 42.80
Non-skid glide	\$ 1.15
Boot glide *	\$ 3.50
Q-ball glide	\$ 6.50
Felt snap-on glide cap (P/N 620001 - Field Installed) New	\$ 2.60
D10D Primary Color Painted Legs - Red, Green, Yellow, Blue	\$ 5.65
D10C Primary Color Painted Legs - Red Green, Yellow, Blue	\$ 5.65
D10B Primary Color Painted Legs - Red, Green, Yellow, Blue	\$ 6.60
D10A Primary Color Painted Legs - Red, Green, Yellow, Blue	\$ 7.35
D10X Primary Color Painted Legs - Red, Green, Yellow, Blue	\$ 8.55
CTNC Price Per Carton for D10D and D10C	\$ 8.80
CTNB Price Per Carton for D10B	\$ 11.65
CTNA Price Per Carton for D10A, D14A and D16A	\$ 17.50
CTNX Price Per Carton for D10X, D14X, D16X, D109 and D10P	\$ 23.30

Ships without cartons on truckloads except when bookrack is added

* Boot Glide Standard Color Offering: Azure, Burgandy, Emerald Green, Evergreen, Graphite, Indigo, Onyx, Royal Blue, Ruby Red and Yellow - other colors available upon request - call for availability.

Discover™ Chairs

D000 Series Sled Stacking Chair

Model	Height	Cubes Each		Units Per Ctn	Lbs Each		Titanium Black Chardark	Chrome	Paint/Chr Ctn
		Unctn	Ctn		Unctn	Ctn	Putty Unctn	Unctn	
D00C	14"	1.0	1.7	5	6.6	8.1	\$ 79.10	\$ 70.85	SEE BELOW TO ADD CARTON CHARGES
D00B	16"	1.2	2.3	5	7.6	9.1	\$ 85.65	\$ 77.15	
D00A	18"	1.4	3.1	5	9.4	10.9	\$ 90.35	\$ 81.60	
D00X	18"A+	1.4	3.1	5	11.2	12.7	\$ 91.45	\$ 82.45	
With Ganging Device									
D04A	18"	1.4	3.1	5	9.6	11.1	\$ 99.35	\$ 90.60	
D04X	18"A+	1.4	3.1	5	11.4	12.9	\$100.45	\$ 91.45	
With Bookrack - Always ships fully cartoned									
D05A	18"	N/A	7.2	2	N/A	15.0	\$138.35	\$129.60	
D05X	18"A+	N/A	7.2	2	N/A	16.8	\$139.45	\$130.45	



D00A

Add for the following options (per unit):

- Seat + back pads (A and A+ only)
 - Seat pad (A and A+ only)
 - Nylon glide (chrome units only, painted units come standard with nylon glide)
 - CTNC Price Per Carton for D00C
 - CTNB Price Per Carton for D00B
 - CTNA Price Per Carton for D00A and D04A
 - CTNX Price Per Carton for D00X and D04X
- Ships without cartons on truckloads except when bookrack is added

Options	
Seat + back pads (A and A+ only)	\$ 58.10
Seat pad (A and A+ only)	\$ 42.80
Nylon glide (chrome units only, painted units come standard with nylon glide)	\$ 10.40
CTNC Price Per Carton for D00C	\$ 8.80
CTNB Price Per Carton for D00B	\$ 11.65
CTNA Price Per Carton for D00A and D04A	\$ 17.50
CTNX Price Per Carton for D00X and D04X	\$ 23.30

DS00 Series HD Stack Chair

Model	Height	Cubes Each		Units Per Ctn	Lbs Each	
		Ctn	Ctn		Ctn	Ctn
DS0A	18"	3.0	4	4	15.0	18.0
DS3A	18"	3.3	4	4	15.0	18.0
Tablet Arm						
AP02R - Right		1	2	2	6.0	6.0
AP02L - Left		1	2	2	6.0	6.0

- Standard with Steel Glide; Nylon Glide optional
- Tablet Arm Size: 10" x 12" x 21"
- Tablet Arm Only Available With Plywood Core
- Tablet Arm Only Available With Chrome Finish
- Tablet Arm Cannot Be Installed on a Chair With a Painted Frame

Add for the following options (per unit):

- Seat + back pads
 - Seat pad
 - Ganger set (2 each per chair) (P/N 629379)
 - Special laminate (Wilsonart non-premium only) - Tablet Arm
 - PermaTuff edge (black only) - Tablet Arm
- Always ships fully cartoned

Paint/Chr Ctn	
DS0A	\$ 143.00
DS3A	\$ 212.15
Chrome	
DS0A	\$ 156.00
DS3A	\$ 156.00



DS0A



DS3A

Options	
Seat + back pads	\$ 62.05
Seat pad	\$ 38.90
Ganger set (2 each per chair) (P/N 629379)	\$ 5.00
Special laminate (Wilsonart non-premium only) - Tablet Arm	\$ 8.75
PermaTuff edge (black only) - Tablet Arm	\$ 11.00



DS0A Shown
With Optional
Tablet Arm

Discover™ Chairs

D-Series Gas-Lift Swivel Chair and Lab Stool



DP9A



DP9A Shown
With Optional
Glide Package



DL9A

Model	Height	Cubes Each Ctn	Units Per Ctn	Lbs Each Ctn	Paint Ctn
DP9B	Adjustable	4.2	1	16.5	\$ 146.95
DP9A	Adjustable	4.6	1	22.3	\$ 176.45
DP9X	Adjustable	5.4	1	23.5	\$ 194.35
DL9B	Adjustable	4.2	1	21.2	\$ 170.90
DL9A	Adjustable	4.6	1	29.0	\$ 200.40
DL9X	Adjustable	5.4	1	30.2	\$ 218.30

Ships standard with free-rolling nylon casters
Black base only

Add for the following options (per unit):

Seat + back pads (A and A+ only)
Seat pad (A and A+ only)
Free-rolling rubber casters (P/N 614200)
Glide package (P/N 615404)
Always ships fully cartoned

Options	Price
Seat + back pads (A and A+ only)	\$ 58.10
Seat pad (A and A+ only)	\$ 42.80
Free-rolling rubber casters (P/N 614200)	\$ 11.55
Glide package (P/N 615404)	\$ 10.00

D990 Swivel Stool



D99A

Model	Height	Cubes Each Ctn	Units Per Ctn	Lbs Each Ctn	Black Chardark Putty Ctn	Chrome Titanium Ctn
D99A	23" - 31"	5.0	2	21.7	\$ 143.65	\$ 151.25
D99X	23" - 31"	5.0	2	22.7	\$ 152.10	\$ 160.25

Glide Selection: Champion Nylon, Carpin FloorSaver or Steel

Add for the following options (per unit):

Seat + back pads
Seat pad
Non-skid glide
Q-ball glide
Felt snap-on glide cap (P/N 620001 - Field Installed) **New**
Always ships fully cartoned

Options	Price
Seat + back pads	\$ 58.10
Seat pad	\$ 42.80
Non-skid glide	\$ 1.15
Q-ball glide	\$ 6.50
Felt snap-on glide cap (P/N 620001 - Field Installed)	\$ 2.60

Discover™ Chair Desks/Combos

D200 Series Tablet Arm Chair Desk

Model	Height	Cubes Each		Units		Lbs Each		Black Chardark Putty Ctn	Chrome Titanium Ctn
		Ctn	Per Ctn	Per Ctn	Ctn	Ctn	Ctn		
D25A	18"	8.1	2	2	25.1			\$ 144.55	\$ 152.10
D25X	18"A+	8.1	2	2	28.4			\$ 164.65	\$ 173.30

Standard Worksurface: Laminate Top Size: 22" x 17" x 12"
Glide Selection: Champion Nylon, Carpin FloorSaver or Steel

Deduct for the following options (per unit):

Orders without bookrack (Order Model D20A, D20X)

Add for the following options (per unit):

Special laminate (Wilsonart non-premium only)
PermaTuff edge (black only)
Black edge
Non-skid glide
Boot glide*
Q-ball glide
Felt snap-on glide cap (P/N 620001 - Field Installed) **New**
Always ships fully cartoned

Options

\$ (4.00)

\$ 13.00
\$ 13.00
\$ 5.75
\$ 1.15
\$ 3.50
\$ 6.50
\$ 2.60



D25A

* Boot Glide Standard Color Offering: Azure, Burgandy, Emerald Green, Evergreen, Graphite, Indigo, Onyx, Royal Blue, Ruby Red and Yellow - other colors available upon request - call for availability.

D700 Series Four Leg Combination Desk

Model	Height	Cubes Each		Units		Lbs Each		Black Chardark Putty Ctn	Chrome Titanium Ctn
		Ctn	Per Ctn	Per Ctn	Ctn	Ctn	Ctn		
D75C*	14"	7.9	2	2	28.0			\$ 129.00	\$ 135.75
D75B*	16"	7.9	2	2	29.0			\$ 129.00	\$ 135.75
D75A	18"	9.2	2	2	30.0			\$ 139.25	\$ 145.55
D75X	18"A+	10.2	2	2	32.0			\$ 150.00	\$ 157.85

Standard Worksurface: Laminate Top Size: 18" x 24"
Glide Selection: Champion Nylon, Carpin FloorSaver or Steel

Deduct for the following options (per unit):

Orders without bookrack (Order Model D70C, D70B, D70A , D70X)

Add for the following options (per unit):

Special laminate (Wilsonart non-premium only)
PermaTuff edge (black only)
Plywood worksurface
Solid Plastic worksurface
Black edge
Non-skid glide
Boot glide*
Q-ball glide
Felt snap-on glide cap (P/N 620001 - Field Installed) **New**
Always ship fully cartoned

Options

\$ (4.00)

\$ 15.00
\$ 14.00
\$ 41.10
\$ 46.10
\$ 5.75
\$ 1.15
\$ 3.50
\$ 6.50
\$ 2.60



D75A

* Boot Glide Standard Color Offering: Azure, Burgandy, Emerald Green, Evergreen, Graphite, Indigo, Onyx, Royal Blue, Ruby Red and Yellow - other colors available upon request - call for availability.

Discover™ Combos

DB00 Series Four Leg Combination Desk With Bookbox



D7BA

Model	Height	Cubes Each Ctn	Units Per Ctn	Lbs Each Ctn	Black	Chrome
					Chardark Putty Ctn	Titanium Ctn
DB0C*	14"	10.3	2	30.0	\$ 192.25	\$ 199.65
DB0B*	16"	10.3	2	31.0	\$ 192.25	\$ 199.65
DB0A	18"	11.4	2	32.0	\$ 203.50	\$ 210.45
DB0X	18"A+	13.3	2	34.0	\$ 215.35	\$ 223.95

Standard Worksurface: Laminate Top Size: 20" x 26"
Glide Selection: Champion Nylon, Carpin FloorSaver or Steel
Standard Without Bookrack

Chrome and Titanium Selection Applies to Frame Only, Bookbox Will be Painted

When a Solid Plastic worksurface is requested, you must specify the size required.

Add for the following options (per unit):

Special laminate (Wilsonart non-premium only)

PermaTuff edge (black only)

Plywood worksurface

Solid Plastic worksurface, 18" x 24"

Solid Plastic worksurface, 20" x 26"

Black edge

Non-skid glide

Boot glide*

Q-ball glide

Felt snap-on glide cap (P/N 620001 - Field Installed) **New**

Always ship fully cartoned

Options

Special laminate (Wilsonart non-premium only)	\$ 15.00
PermaTuff edge (black only)	\$ 14.00
Plywood worksurface	\$ 41.10
Solid Plastic worksurface, 18" x 24"	\$ 46.10
Solid Plastic worksurface, 20" x 26"	\$ 54.20
Black edge	\$ 5.75
Non-skid glide	\$ 1.15
Boot glide*	\$ 3.50
Q-ball glide	\$ 6.50
Felt snap-on glide cap (P/N 620001 - Field Installed) New	\$ 2.60

* Boot Glide Standard Color Offering: Azure, Burgandy, Emerald Green, Evergreen, Graphite, Indigo, Onyx, Royal Blue, Ruby Red and Yellow - other colors available upon request - call for availability.

DJ00 Series Long Arm Combination Desk



DJ5A

Model	Height	Cubes Each Ctn	Units Per Ctn	Lbs Each Ctn	Black	Chrome
					Chardark Putty Ctn	Titanium Ctn
DJ5A	18"	9.2	2	32.0	\$ 163.90	\$ 172.45

Standard Worksurface: Laminate Top Size: 17" x 24" x 27½"

Glide Selection: Champion Nylon, Carpin FloorSaver or Steel

Deduct for the following options (per unit):

Orders without bookrack (Order Model DJ0A)

Add for the following options (per unit):

Special laminate (Wilsonart non-premium only)

PermaTuff edge (black only)

Plywood worksurface

Black edge

Non-skid glide

Boot glide

Q-ball glide*

Felt snap-on glide cap (P/N 620001 - Field Installed) **New**

Always ships fully cartoned

Options

Orders without bookrack (Order Model DJ0A)	\$ (4.00)
Special laminate (Wilsonart non-premium only)	\$ 22.90
PermaTuff edge (black only)	\$ 17.15
Plywood worksurface	\$ 53.25
Black edge	\$ 5.75
Non-skid glide	\$ 1.15
Boot glide	\$ 3.50
Q-ball glide*	\$ 6.50
Felt snap-on glide cap (P/N 620001 - Field Installed) New	\$ 2.60

* Boot Glide Standard Color Offering: Azure, Burgandy, Emerald Green, Evergreen, Graphite, Indigo, Onyx, Royal Blue, Ruby Red and Yellow - other colors available upon request - call for availability.

Discover™ Sled Combos/Open Front Desks

D800 Series Sled Combination Desk

Model	Height	Cubes Each	Units	Lbs Each
		Ctn	Per Ctn	Ctn
D85A	18"	9.5	2	40.1
D85X	18"A+	11.5	2	42.5

Standard Worksurface: Laminate Top Size: 18" x 24"

Deduct for the following options (per unit):

Orders without bookrack (Order Model D80A, D80X)

Add for the following options (per unit):

Special laminate (Wilsonart non-premium only)

PermaTuff edge (black only)

Plywood worksurface

Solid Plastic worksurface

Nylon glide

Black edge

Always ships fully cartoned

**Chrome
Ctn**

\$ 214.05

\$ 237.45

Options

\$ (4.00)

\$ 15.00

\$ 14.00

\$ 41.10

\$ 46.10

\$ 10.40

\$ 5.75



D85A

D-Series Open Front Desk

Model	Height	Top Size	Cubes Each	Units	Lbs Each	Black Chardark Putty Ctn	Chrome Titanium Ctn
			Ctn	Per Ctn	Ctn	Ctn	Ctn
DA0D	22" - 30"	18" x 24"	1.9	2	18.7	\$ 84.00	\$ 89.55
DH0D	29" Fixed	18" x 24"	1.9	2	18.7	\$ 84.00	\$ 89.55
DH0D	27" Fixed	18" x 24"	1.9	2	18.7	\$ 84.00	\$ 89.55
DH0D	25" Fixed	18" x 24"	1.9	2	18.7	\$ 84.00	\$ 89.55
DH0D	23" Fixed	18" x 24"	1.9	2	18.7	\$ 84.00	\$ 89.55
DA0E	22" - 30"	20" x 26"	2.3	2	20.1	\$ 100.25	\$ 105.85
DH0E	29" Fixed	20" x 26"	2.3	2	20.1	\$ 100.25	\$ 105.85
DH0E	27" Fixed	20" x 26"	2.3	2	20.1	\$ 100.25	\$ 105.85
DH0E	25" Fixed	20" x 26"	2.3	2	20.1	\$ 100.25	\$ 105.85
DH0E	23" Fixed	20" x 26"	2.3	2	20.1	\$ 100.25	\$ 105.85
DAJG	22" - 30"	21" x 27"	2.3	2	21.5	\$ 102.80	\$ 108.45
DHJG	31" Fixed	21" x 27"	2.3	2	21.5	\$ 102.80	\$ 108.45
DHJG	29" Fixed	21" x 27"	2.3	2	21.5	\$ 102.80	\$ 108.45
DHJG	27" Fixed	21" x 27"	2.3	2	21.5	\$ 102.80	\$ 108.45
DHJG	25" Fixed	21" x 27"	2.3	2	21.5	\$ 102.80	\$ 108.45

Standard Worksurface: Laminate

Glide Selection: Champion Nylon, Carpin FloorSaver or Steel

Add for the following options (per unit):

Special laminate (Wilsonart non-premium only), 18" x 24" - DA0D, DH0D

Special laminate (Wilsonart non-premium only), 20" x 26" - DA0E, DH0E

Special laminate (Wilsonart non-premium only), 21" x 27" - DAJG, DHJG

PermaTuff edge (black only), 18" x 24" - DA0D, DH0D

PermaTuff edge (black only), 20" x 26" - DA0E, DH0E

PermaTuff edge (black only), 21" x 27" - DAJG, DHJG

Plywood worksurface, 18" x 24" - DA0D, DH0D

Plywood worksurface, 20" x 26" - DA0E, DH0E

Plywood worksurface, 21" x 27" - DAJG, DHJG

Solid Plastic worksurface, 18" x 24" - DA0D, DH0D

Solid Plastic worksurface 20" x 26" - DA0E, DH0E

Solid Plastic worksurface, 22" x 28" - DAJG, DHJG

DA0D, DA0E, DAJG Primary Color Painted Legs - Red, Green, Yellow, Blue

DH0D, DH0E, DHJG Primary Color Painted Legs - Red, Green, Yellow, Blue

Black edge

Non-skid glide

Q-ball glide

Felt snap-on glide cap (P/N 620001 - Field Installed) **New**

Always ships fully cartoned

Options

\$ 15.00

\$ 18.05

\$ 19.70

\$ 14.00

\$ 15.35

\$ 16.00

\$ 41.10

\$ 49.55

\$ 54.40

\$ 46.10

\$ 54.20

\$ 75.00

\$ 12.60

\$ 13.25

\$ 5.75

\$ 1.15

\$ 6.50

\$ 2.60



DA0D

Uniflex Chairs/Stools

Fire Retardant Add-On for Uniflex Shells

	Price/Each
Uniflex C/D Size Shell	\$ 4.50
Uniflex B Size Shell	\$ 5.25
Uniflex A Size Shell	\$ 6.00
Uniflex A+ Size Shell	\$ 7.45
Poly Top Stools - Model 0801 and 0802	\$ 4.50

Add on the above amount to the appropriate list price for the model required.

7100 Series Four Leg Stacking Chair



Model	Height	Cubes Each Unctn Ctn	Units Per Ctn	Lbs Each Unctn Ctn	Black Chardark Putty Unctn	Chrome Titanium Unctn	Paint/Chr Ctn
7101	11½"	1.0 1.2	6	4.8 5.4	\$ 38.50	\$ 40.45	SEE BELOW TO ADD CARTON CHARGES
7103	13½"	1.0 1.5	5	5.4 6.1	\$ 38.50	\$ 40.45	
7105	15½"	1.1 2.0	5	7.3 8.2	\$ 45.00	\$ 47.35	
7107	17½"	1.2 2.6	5	9.2 10.3	\$ 50.10	\$ 52.70	
7108	18½"	1.3 3.8	5	10.2 12.1	\$ 58.35	\$ 61.45	
With Ganging Device							
7147	17½"	1.2 2.6	5	9.7 10.8	\$ 59.80	\$ 63.00	
7148	18½"	1.3 3.8	5	10.7 12.6	\$ 69.15	\$ 71.70	
With Casters							
7167	17½"	1.2 2.6	5	11.4 12.5	\$ 86.45	\$ 90.90	
7168	18½"	1.3 3.8	5	12.9 14.8	\$ 95.05	\$100.00	
Music Chair (Upright band-pitch chair for band rooms and stage risers)							
7109	17½"	1.2 2.6	5	9.2 10.7	\$ 66.20	\$ 69.75	
710P	18½"	1.3 4.2	5	10.2 11.7	\$ 77.45	\$ 81.45	
With Bookrack - Always ships fully cartoned					Ctn	Ctn	
7155	15½"	N/A 4.8	2	N/A 12.0	\$ 93.00	\$ 95.35	
7157	17½"	N/A 6.3	2	N/A 14.4	\$ 98.10	\$100.70	
7158	18½"	N/A 7.6	2	N/A 15.4	\$106.35	\$109.45	

Glide Selection: Champion Nylon, Carpin FloorSaver or Steel

Add for the following options (per unit):

Options	Price
Seat + back pads (A and A+ only)	\$ 58.10
Seat pad (A and A+ only)	\$ 42.80
Arm package (7107, 7108, 7167 and 7168 only)	\$ 65.70
Non-skid glide	\$ 1.15
Q-ball glide	\$ 6.50
Felt snap-on glide cap (P/N 620001 - Field Installed) New	\$ 2.60
CTNC Price Per Carton for 7101 and 7103	\$ 8.80
CTNB Price Per Carton for 7105	\$ 11.65
CTNA Price Per Carton for 7107, 7147 and 7167	\$ 17.50
CTNX Price Per Carton for 7108, 7148, 7168, 7109 and 710P	\$ 23.30

Ships without cartons on truckloads except when bookrack is added

Adjustable Height Art/Lab Stools

Model	Height	Top	Cubes Each Ctn	Units Per Ctn	Lbs Each Ctn	Paint/Chr Ctn
0801	19" - 27½"	Poly Top	2.0	4	12.5	\$ 110.45
0802	23½" - 32"	Poly Top	2.0	4	14.0	\$ 114.90
0804	19" - 28½"	Solid Top	2.0	4	14.0	\$ 126.35
0805	23½" - 32"	Solid Top	2.0	4	15.0	\$ 129.95

Glide Selection: Champion Nylon, Carpin FloorSaver or Steel

Add for the following options (per unit):

Options	Price
Fixed height stool: 0801/0804 - 18" and 24"; 0802/0805 - 26" 28" and 30"	\$ 3.60
Non-skid glide	\$ 1.15
Q-ball glide	\$ 6.50
Felt snap-on glide cap (P/N 620001 - Field Installed) New	\$ 2.60

Always ships fully cartoned

Uniflex Chairs/Stools

7000 Series Sled Stacking Chair

Model	Height	Cubes Each		Units Per Ctn	Lbs Each		Titanium Black Chardark	Chrome	Paint/Chr Ctn
		Unctn	Ctn		Unctn	Ctn	Putty Unctn	Unctn	
7003	13½"	1.0	1.5	5	6.1	7.6	\$ 80.45	\$ 72.20	SEE
7005	15½"	1.2	2.0	5	7.7	9.2	\$ 87.15	\$ 78.65	BELOW
7007	17½"	1.4	2.7	5	9.6	11.1	\$ 91.95	\$ 83.20	TO ADD
7008	18½"	1.4	2.7	5	11.0	12.5	\$ 93.05	\$ 84.05	CARTON
With Ganging Device									
7047	17½"	1.4	2.7	5	9.7	11.2	\$100.95	\$ 92.20	CHARGES
7048	18½"	1.4	2.7	5	11.1	12.6	\$102.05	\$ 93.05	
With Bookrack - Always ships fully cartoned									
7057	17½"	N/A	6.3	2	N/A	16.3	\$139.95	\$131.20	
7058	18½"	N/A	6.3	2	N/A	17.7	\$141.05	\$132.05	



7007

Add for the following options (per unit):

- Seat + back pads (7007 and 7008 only)
- Seat pad (7007 and 7008 only)
- Nylon glide (chrome units only, painted units come standard with nylon glide)
- CTNC Price Per Carton for 7003
- CTNB Price Per Carton for 7005
- CTNA Price Per Carton for 7007 and 7047
- CTNX Price Per Carton for 7008 and 7048

Options

- \$ 58.10
- \$ 42.80
- \$ 10.40
- \$ 8.80
- \$ 11.65
- \$ 17.50
- \$ 23.30

Uniflex Series Gas-Lift Swivel Chair and Lab Stool

Model	Height	Cubes Each		Units Per Ctn	Lbs Each	
		Ctn	Ctn		Ctn	Ctn
7P90	Adjustable	4.6		1	18.0	
7P98	Adjustable	5.4		1	19.0	
7L90	Adjustable	4.6		1	24.7	
7L98	Adjustable	5.4		1	25.7	

Ships standard with free-rolling nylon casters
Black base only

Add for the following options (per unit):

- Seat + back pads
- Seat pad
- Free-rolling rubber casters (P/N 614200)
- Glide package (P/N 615404)
- Always ships fully cartoned

**Paint
Ctn**

- \$ 182.45
- \$ 200.95
- \$ 206.40
- \$ 224.90



7P90

7L90/7L98 Base

Optional
Glide Package

Options

- \$ 58.10
- \$ 42.80
- \$ 11.55
- \$ 10.00

7990 Swivel Stool

Model	Height	Cubes Each		Units Per Ctn	Lbs Each		Black Chardark	Chrome Titanium
		Ctn	Ctn		Putty Ctn	Ctn		
7990	23" - 31"	5.0		2	19.0		\$ 147.05	\$ 154.90

Glide Selection: Champion Nylon, Carpin FloorSaver or Steel

Add for the following options (per unit):

- Seat + back pads
- Seat pad
- Non-skid glide
- Q-ball glide
- Felt snap-on glide cap (P/N 620001 - Field Installed) **New**
- Always ships fully cartoned

Options

- \$ 58.10
- \$ 42.80
- \$ 1.15
- \$ 6.50
- \$ 2.60



7990

Uniflex Chair Desks/Combos

7200 Series Tablet Arm Chair Desk



7257

Model	Height	Cubes Each Ctn	Units Per Ctn	Lbs Each Ctn
7257	17½"	9.2	2	27.5
7258	18½"	10.2	2	29.5

Black Chardark Putty Ctn	Chrome Titanium Ctn
\$ 145.85	\$ 153.50
\$ 166.20	\$ 174.95

Standard Worksurface: Laminate Top Size: 22" x 20½" x 14"
Glide Selection: Champion Nylon, Carpin FloorSaver or Steel

Deduct for the following options (per unit):

Orders without bookrack (Order Model 7207, 7208)

Add for the following options (per unit):

Special laminate (Wilsonart non-premium only)

PermaTuff edge (black only)

Black edge

Non-skid glide

Q-ball glide

Felt snap-on glide cap (P/N 620001 - Field Installed) **New**

Always ships fully cartoned

Options

\$ (4.00)

\$ 15.65

\$ 14.15

\$ 5.75

\$ 1.15

\$ 6.50

\$ 2.60

7400 Series Four Leg Combination Desk



7457

Model	Height	Cubes Each Ctn	Units Per Ctn	Lbs Each Ctn
7453*	13½"	7.2	2	26.0
7455*	15½"	7.2	2	27.0
7457	17½"	9.2	2	29.0
7458	18½"	10.2	2	34.0

Black Chardark Putty Ctn	Chrome Titanium Ctn
\$ 130.20	\$ 137.00
\$ 130.20	\$ 137.00
\$ 140.55	\$ 146.90
\$ 151.40	\$ 159.35

Standard Worksurface: Laminate Top Size: 18" x 24"

Glide Selection: Champion Nylon, Carpin FloorSaver or Steel

Deduct for the following options (per unit):

Orders without bookrack (Order Model 7403, 7405, 7407, 7408)

Add for the following options (per unit):

Special laminate (Wilsonart non-premium only)

PermaTuff edge (black only)

Plywood worksurface

Solid Plastic worksurface

Black edge

Non-skid glide

Q-ball glide

Felt snap-on glide cap (P/N 620001 - Field Installed) **New**

Always ships fully cartoned

Options

\$ (4.00)

\$ 15.00

\$ 14.00

\$ 41.10

\$ 46.10

\$ 5.75

\$ 1.15

\$ 6.50

\$ 2.60

Uniflex and Unisled Combos

L400 Series Long Arm Combination Desk

Model	Height	Cubes Each	Units	Lbs Each
		Ctn	Per Ctn	Ctn
L457	17½"	9.2	2	30.2
L458	18½"	10.2	2	36.0

Standard Worksurface: Laminate Top Size: 17" x 24" x 27½"
Glide Selection: Champion Nylon, Carpin FloorSaver or Steel

Deduct for the following options (per unit):

Orders without bookrack (Order Model L407)

Add for the following options (per unit):

- Special laminate (Wilsonart non-premium only)
 - PermaTuff edge (black only)
 - Plywood worksurface
 - Black edge
 - Non-skid glide
 - Q-ball glide
 - Felt snap-on glide cap (P/N 620001 - Field Installed) **New**
- Always ships fully cartoned

**Black
Chardark
Putty
Ctn**
\$ 165.40
\$ 176.25

**Chrome
Titanium
Ctn**
\$ 174.10
\$ 186.55

Options

- \$ (4.00)
- \$ 22.90
- \$ 17.15
- \$ 53.25
- \$ 5.75
- \$ 1.15
- \$ 6.50
- \$ 2.60



7800 Series Unisled Combination Desk

Model	Height	Cubes Each	Units	Lbs Each
		Ctn	Per Ctn	Ctn
7857	17½"	9.7	2	41.0
7858	18½"	11.5	2	42.0

Standard Worksurface: Laminate Top Size: 18" x 24"

Deduct for the following options (per unit):

Orders without bookrack (Order Model 7807, 7808)

Add for the following options (per unit):

- Special laminate (Wilsonart non-premium only)
 - PermaTuff edge (black only)
 - Plywood worksurface
 - Solid Plastic worksurface
 - Nylon glide
 - Black edge
- Always ships fully cartoned

**Chrome
Ctn**
\$ 216.05
\$ 239.70

Options

- \$ (4.00)
- \$ 15.00
- \$ 14.00
- \$ 41.10
- \$ 46.10
- \$ 10.40
- \$ 5.75



High Density/Collegiate Chairs

Fire Retardant Add-On for Collegiate and High Density Shells

Collegiate Shell	Price/Each
High Density Stacking Shell	\$ 9.35
	\$ 10.85

Add on the above amount to the appropriate list price for the model required.

CS00 Series High Density Stacking Chair



Model	Height	Cubes Each Ctn	Units Per Ctn	Lbs Each Ctn	Paint/Chr Ctn
CS17	17½"	3.2	4	12.0	\$ 136.30
CS47	17½"	3.2	4	12.5	\$ 144.55

CS47 with ganging device

Add for the following options (per unit):

Seat + back pads	\$ 62.05
Nylon glide	\$ 10.40

Always ships fully cartoned



Collegiate Stacking Chair

Model	Height	Cubes Each Ctn	Units Per Ctn	Lbs Each Ctn	Paint/Chr Ctn
8108	18"	3.6	4	13.0	\$ 82.65
8148	18"	3.6	4	13.5	\$ 90.90
8168	18"	3.6	4	13.0	\$ 115.55
8908	18"	3.9	4	16.0	\$ 203.45



8148 with ganging device

8168 with casters

8908 standard with 2" foam (seat and full back pads)

8908 not available with casters or ganging device

Glide Selection: Champion Nylon, Carpin FloorSaver or Steel

Add for the following options (per unit):

Seat + full back pads (8108 only)	Options \$ 105.60
Non-skid glide	\$ 1.15
Q-ball glide	\$ 6.50
Felt snap-on glide cap (P/N 620001 - Field Installed) New	\$ 2.60

Always ships fully cartoned



Collegiate Gas-Lift Swivel Chair and Lab Stool

Model	Height	Cubes Each Ctn	Units Per Ctn	Lbs Each Ctn	Paint Ctn
8P90	Adjustable	4.6	1	20.4	\$ 215.80
8L90	Adjustable	4.6	1	27.1	\$ 239.75

Ships standard with free-rolling nylon casters

Black base only

Add for the following options (per unit):

Seat + full back pads	Options \$ 105.60
Free-rolling rubber casters (P/N 614200)	\$ 11.55
Glide package (P/N 615404)	\$ 10.00

Always ships fully cartoned



Solid Plastic Chairs

H-Series Chair

Model	Height	Cubes Each		Units		Lbs Each	
		Ctn	Per Ctn	Per Ctn	Per Ctn	Ctn	Per Ctn
H103	13½"	3.6	2	2	2	17.0	17.0
H105	15½"	3.6	2	2	2	17.5	17.5
H107	18"	4.8	2	2	2	21.1	21.1
H108	18½"	6.9	2	2	2	24.3	24.3

Glide Selection: Champion Nylon, Carpin FloorSaver or Steel

Deduct for the following options (per unit):

Orders without bookrack (Order Model H1X3, H1X5, H1X7, H1X8)

Add for the following options (per unit):

Non-skid glide

Q-ball glide

Felt snap-on glide cap (P/N 620001 - Field Installed) **New**

Always ships fully cartoned

H-Series Chair with Casters

Model	Height	Cubes Each		Units		Lbs Each	
		Ctn	Per Ctn	Per Ctn	Per Ctn	Ctn	Per Ctn
H167	17½"	4.8	2	2	2	22.6	22.6
H168	18½"	6.9	2	2	2	26.6	26.6

Standard with bookrack

Always ships fully cartoned

H-Series Gas-Lift Swivel Chair and Lab Stool

Model	Height	Cubes Each		Units		Lbs Each	
		Ctn	Per Ctn	Per Ctn	Per Ctn	Ctn	Per Ctn
HP90	Adjustable	4.6	1	1	1	24.5	24.5
HP98	Adjustable	6.2	1	1	1	27.2	27.2
HL90	Adjustable	4.6	1	1	1	31.3	31.3
HL98	Adjustable	6.2	1	1	1	34.0	34.0

Ships standard with free-rolling nylon casters

Black base only

Add for the following options (per unit):

Free-rolling rubber casters (P/N 614200)

Glide package (P/N 615404)

Always ships fully cartoned

X-Series Stacking Chair

Model	Height	Cubes Each		Units		Lbs Each	
		Ctn	Per Ctn	Per Ctn	Per Ctn	Ctn	Per Ctn
X101	11½"	3.0	4	4	4	14.0	14.0
X103	13½"	3.0	4	4	4	14.0	14.0
X105	15½"	3.0	4	4	4	15.0	15.0
X107	18"	3.9	4	4	4	19.0	19.0
X108	18½"	4.2	4	4	4	23.0	23.0

Glide Selection: Champion Nylon, Carpin FloorSaver or Steel

Add for the following options (per unit):

Non-skid glide

Q-ball glide

Felt snap-on glide cap (P/N 620001 - Field Installed) **New**

Always ships fully cartoned

X-Series Chair With Casters

Model	Height	Cubes Each		Units		Lbs Each	
		Ctn	Per Ctn	Per Ctn	Per Ctn	Ctn	Per Ctn
X167	17½"	3.9	4	4	4	23.0	23.0
X168	18½"	4.2	4	4	4	28.4	28.4

Always ships fully cartoned

Paint/Chr
Ctn

\$ 107.25

\$ 108.85

\$ 126.20

\$ 160.05



Options

\$ (4.00)

\$ 1.15

\$ 6.50

\$ 2.60



Paint/Chr
Ctn

\$ 150.15

\$ 203.70

Paint/Chr
Ctn

\$ 183.60

\$ 218.10

\$ 207.55

\$ 242.05



Options

\$ 11.40

\$ 10.00

Paint/Chr
Ctn

\$ 98.95

\$ 98.95

\$ 100.55

\$ 105.95

\$ 124.55



Options

\$ 1.15

\$ 6.50

\$ 2.60

Solid Plastic Chair Desks/Combos

H200 Series Tablet Arm Chair Desk



Model	Height	Cubes Each		Units		Lbs Each		Paint/Chr Ctn
		Ctn	Per Ctn	Per Ctn	Ctn	Ctn	Ctn	
H257	17½"	10.2	2	2	39.0			\$ 212.60
H258	18½"	10.4	2	2	42.0			\$ 244.45

Standard Worksurface: Solid Plastic Top Size: 14" x 19" x 26"
Glide Selection: Champion Nylon, Carpin FloorSaver or Steel

Deduct for the following options (per unit):

Orders without bookrack (Order Model H207, H208)

Laminate worksurface

Plywood worksurface

Add for the following options (per unit):

Non-skid glide

Q-ball glide

Felt snap-on glide cap (P/N 620001 - Field Installed) **New**

Always ships fully cartoned

Options

\$ (4.00)

\$ (14.00)

\$ (10.00)

\$ 1.15

\$ 6.50

\$ 2.60

H400 Series Four Leg Combination Desk



Model	Height	Cubes Each		Units		Lbs Each		Paint/Chr Ctn
		Ctn	Per Ctn	Per Ctn	Ctn	Ctn	Ctn	
H453*	13½"	8.9	2	2	36.0			\$ 225.55
H455*	15½"	8.9	2	2	36.0			\$ 225.55
H457	17½"	9.3	2	2	41.0			\$ 225.55
H458	18½"	10.4	2	2	50.0			\$ 267.70

Standard Worksurface: Solid Plastic Top Size: 18" x 24"
Glide Selection: Champion Nylon, Carpin FloorSaver or Steel

Deduct for the following options (per unit):

Orders without bookrack (Order Model H407, H408)

Laminate worksurface

Plywood worksurface

Add for the following options (per unit):

Non-skid glide

Q-ball glide

Felt snap-on glide cap (P/N 620001 - Field Installed) **New**

Always ships fully cartoned

Options

\$ (4.00)

\$ (14.00)

\$ (10.00)

\$ 1.15

\$ 6.50

\$ 2.60

H700 Series Four Leg "Max" Combination Desk



Model	Height	Cubes Each		Units		Lbs Each		Paint/Chr Ctn
		Ctn	Per Ctn	Per Ctn	Ctn	Ctn	Ctn	
H757	17½"	9.3	2	2	45.0			\$ 239.45
H758	18½"	10.4	2	2	55.0			\$ 285.10

Standard Worksurface: Solid Plastic Top Size: 18" x 24"
Glide Selection: Champion Nylon, Carpin FloorSaver or Steel

Deduct for the following options (per unit):

Orders without bookrack (Order Model H707, H708)

Laminate worksurface

Plywood worksurface

Add for the following options (per unit):

Non-skid glide

Q-ball glide

Felt snap-on glide cap (P/N 620001 - Field Installed) **New**

Always ships fully cartoned

Options

\$ (4.00)

\$ (14.00)

\$ (10.00)

\$ 1.15

\$ 6.50

\$ 2.60

Solid Plastic Combos

H000 Series Sled Combination Desk

Model	Height	Cubes Each		Units		Lbs Each	
		Ctn	Per Ctn	Per Ctn	Ctn	Ctn	Ctn
H057	17½"	9.7	2	2	54.0		
H058	18½"	11.5	2	2	56.0		

Standard Worksurface: Solid Plastic Top Size: 18" x 24"

Deduct for the following options (per unit):

Orders without bookrack (Order Model H007)

Laminate worksurface

Plywood worksurface

Add for the following options (per unit):

Nylon glide

Always ships fully cartoned

**Chrome
Ctn**

\$ 291.60

\$ 330.45

Options

\$ (4.00)

\$ (14.00)

\$ (10.00)

\$ 10.40



H057

A400 Series Tie-Bar Combination Desk

Model	Height	Cubes Each		Units		Lbs Each	
		Ctn	Per Ctn	Per Ctn	Ctn	Ctn	Ctn
A457	17½"	9.2	2	2	42.0		

Standard Worksurface: Solid Plastic; Top Size: 18" x 24"

Glide Selection: Champion Nylon, Carpin FloorSaver or Steel

Deduct for the following options (per unit):

Orders without bookrack (Order Model A407)

Laminate worksurface

Plywood worksurface

Add for the following options (per unit):

Non-skid glide

Q-ball glide

Felt snap-on glide cap (P/N 620001 - Field Installed) **New**

Always ships fully cartoned

**Paint/Chr
Ctn**

\$ 230.50

Options

\$ (4.00)

\$ (14.00)

\$ (10.00)

\$ 1.15

\$ 6.50

\$ 2.60



A457

J400 Series Long Arm Combination Desk

Model	Height	Cubes Each		Units		Lbs Each	
		Ctn	Per Ctn	Per Ctn	Ctn	Ctn	Ctn
J457	17½"	9.2	2	2	43.0		

Standard Worksurface: Solid Plastic Top Size: 17¾" x 24½" x 31"

Glide Selection: Champion Nylon, Carpin FloorSaver or Steel

Deduct for the following options (per unit):

Orders without bookrack (Order Model J407)

Add for the following options (per unit):

Non-skid glide

Q-ball glide

Felt snap-on glide cap (P/N 620001 - Field Installed) **New**

Always ships fully cartoned

**Paint/Chr
Ctn**

\$ 250.30

Options

\$ (4.00)

\$ 1.15

\$ 6.50

\$ 2.60



J457

Student Desks

R900 Series Open Front Desk



R90D

Model	Height	Top Size	Cubes Each	Units Per	Lbs Each	Paint
			Ctn	Ctn	Ctn	Ctn
R90D	22" - 31"	18" x 24"	3.2	2	28.0	\$ 92.55
R90E	22" - 31"	20" x 26"	3.9	2	29.4	\$ 111.05

Standard Worksurface: Laminate
Leg insert standard with Black Nylon Cap Glide

Add for the following options (per unit):

	Options
Special laminate (Wilsonart non-premium only) - R90D	\$ 15.00
Special laminate (Wilsonart non-premium only) - R90E	\$ 18.05
PermaTuff edge (black only) - R90D	\$ 14.00
PermaTuff edge (black only) - R90E	\$ 15.35
Plywood worksurface - R90D	\$ 41.10
Plywood worksurface - R90E	\$ 49.55
Solid Plastic worksurface - R90D	\$ 46.10
Solid Plastic worksurface - R90E	\$ 54.20
Black edge	\$ 5.75
Champion Nylon, Carpin FloorSaver or Steel glide	\$ 2.25
Non-skid glide	\$ 3.40
Q-ball glide	\$ 6.50
Felt snap-on glide cap (P/N 620001 - Field Installed) New	\$ 2.60

9500 Series Open Front Desk



9500

Model	Height	Top Size	Cubes Each	Units Per	Lbs Each	Paint
			Ctn	Ctn	Ctn	Ctn
9500	22" - 29"	18" x 24"	3.1	2	22.0	\$ 113.10
9550	22" - 29"	18" x 24"	3.1	2	22.0	\$ 131.85
9506	22" - 29"	20" x 26"	3.9	2	23.4	\$ 131.60

Standard Worksurface: Laminate
Glide Selection: Champion Nylon, Carpin FloorSaver or Steel
9550 - Has chrome receivers and painted bookbox

Add for the following options (per unit):

	Options
Special laminate (Wilsonart non-premium only) - 9500, 9550	\$ 15.00
Special laminate (Wilsonart non-premium only) - 9506	\$ 18.05
PermaTuff edge (black only) - 9500, 9550	\$ 14.00
PermaTuff edge (black only) - 9506	\$ 15.35
Plywood worksurface - 9500, 9550	\$ 41.10
Plywood worksurface - 9506	\$ 49.55
Solid Plastic worksurface - 9500, 9550	\$ 46.10
Solid Plastic worksurface - 9506	\$ 54.20
Black edge	\$ 5.75
Non-skid glide	\$ 1.15
Q-ball glide	\$ 6.50
Felt snap-on glide cap (P/N 620001 - Field Installed) New	\$ 2.60

Always ships fully cartoned

Student Desks

9A00 Series Open Front Desk

Model	Height	Top Size	Cubes Each	Units Per	Lbs Each	Paint
			Ctn	Ctn	Ctn	Ctn
9A00	24½" - 30½"	18" x 24"	3.1	2	23.0	\$ 116.35
9A06	24½" - 30½"	20" x 26"	3.9	2	24.4	\$ 134.85
9B00	24½" - 30½"	18" x 24"	3.1	2	24.0	\$ 120.45
9B06	24½" - 30½"	20" x 26"	3.9	2	25.4	\$ 138.95

Standard Worksurface: Laminate

Glide Selection: Champion Nylon, Carpin FloorSaver or Steel

9A00 - No U Brace / 9B00 - With U Brace

Add for the following options (per unit):

Special laminate (Wilsonart non-premium only) - 9A00, 9B00

Special laminate (Wilsonart non-premium only) - 9A06, 9B06

PermaTuff edge (black only) - 9A00, 9B00

PermaTuff edge (black only) - 9A06, 9B06

Plywood worksurface - 9A00, 9B00

Plywood worksurface - 9A06, 9B06

Solid Plastic worksurface - 9A00, 9B00

Solid Plastic worksurface - 9A06, 9B06

Black edge

Non-skid glide

Q-ball glide

Felt snap-on glide cap (P/N 620001 - Field Installed) **New**

Always ships fully cartoned

Options

\$ 15.00
\$ 18.05
\$ 14.00
\$ 15.35
\$ 41.10
\$ 49.55
\$ 46.10
\$ 54.20
\$ 5.75
\$ 1.15
\$ 6.50
\$ 2.60



9B00

9C00 Series Deep Drawn Open Front Desk

Model	Height	Top Size	Cubes Each	Units Per	Lbs Each	Paint
			Ctn	Ctn	Ctn	Ctn
9C00	22" - 29"	18" x 24"	3.0	2	28.0	\$ 186.80
9C50	22" - 29"	18" x 24"	3.0	2	28.0	\$ 205.05
9C06	22" - 29"	20" x 26"	3.3	2	30.2	\$ 205.30

Standard Worksurface: Solid Plastic

Glide Selection: Champion Nylon, Carpin FloorSaver or Steel

9C50 - Has chrome receivers and painted bookbox

Deduct for the following options (per unit):

Laminate worksurface (9C06 only)

Plywood worksurface (9C06 only)

Add for the following options (per unit):

Non-skid glide

Q-ball glide

Felt snap-on glide cap (P/N 620001 - Field Installed) **New**

Always ships fully cartoned

Options

\$ (16.00)
\$ (14.00)
\$ 1.15
\$ 6.50
\$ 2.60



9C00

Student Desks

7900 Series Tubular Pedestal Open Front Desk



7906

Model	Height	Top Size	Cubes Each	Units Per	Lbs Each	Paint
			Ctn	Ctn	Ctn	Ctn
7906	24" - 32"	20" x 26"	4.8	2	23.2	\$ 227.50
7903	24" - 32"	20" x 48"	15.3	1	46.4	\$ 297.80
7910	24" - 32"	24" x 48"	18.2	1	49.6	\$ 314.20

Standard Worksurface: Laminate

Standard With Poly Bookbox - 7906 One Bookbox, 7903 and 7910 Two Bookboxes

Glide Selection: Champion Nylon, Carpin FloorSaver or Steel

Deduct for the following options (per unit):

Without bookbox - per box

Add for the following options (per unit):

Special laminate (Wilsonart non-premium only) - 7906

Special laminate (Wilsonart non-premium only) - 7903

Special laminate (Wilsonart non-premium only) - 7910

PermaTuff edge (black only) - 7906

PermaTuff edge (black only) - 7903

PermaTuff edge (black only) - 7910

Plywood worksurface - 7906

Plywood worksurface - 7903

Plywood worksurface - 7910

Solid Plastic worksurface - 7906

3" casters

Black edge

Always ships fully cartoned

Options

\$ (7.75)

Options

\$ 18.05

\$ 33.35

\$ 40.00

\$ 15.35

\$ 22.65

\$ 24.00

\$ 49.55

\$ 87.05

\$ 91.95

\$ 54.20

\$ 51.90

\$ 5.75

C500 Series Open Front Desk



C500

Model	Height	Top Size	Cubes Each	Units Per	Lbs Each	Paint
			Ctn	Ctn	Ctn	Ctn
C500	22" - 29"	18" x 24"	3.2	2	25.3	\$ 146.70
C503	22" - 29"	20" x 24"	3.2	2	26.7	\$ 155.25
C506	22" - 29"	20" x 26"	3.8	2	27.5	\$ 165.20

Standard Worksurface: Laminate

Glide Selection: Champion Nylon, Carpin FloorSaver or Steel

Add for the following options (per unit):

Special laminate (Wilsonart non-premium only) - C500

Special laminate (Wilsonart non-premium only) - C503

Special laminate (Wilsonart non-premium only) - C506

PermaTuff edge (black only) - C500

PermaTuff edge (black only) - C503

PermaTuff edge (black only) - C506

Plywood worksurface - C500

Plywood worksurface - C503

Plywood worksurface - C506

Solid Plastic worksurface - C500

Solid Plastic worksurface - C506

Black edge

Non-skid glide

Q-ball glide

Felt snap-on glide cap (P/N 620001 - Field Installed) **New**

Always ships fully cartoned

Options

\$ 15.00

\$ 16.65

\$ 18.05

\$ 14.00

\$ 14.65

\$ 15.35

\$ 41.10

\$ 43.55

\$ 49.55

\$ 46.10

\$ 54.20

\$ 5.75

\$ 1.15

\$ 6.50

\$ 2.60

Student Desks

C800 Series Two Student Open Front Desk

Model	Height	Top Size	Cubes Each	Units Per	Lbs Each	Paint Ctn
			Ctn	Ctn	Ctn	
C800	22" - 29"	18" x 48"	6.7	2	45.0	\$ 228.95
C803	22" - 29"	20" x 48"	7.4	2	50.0	\$ 239.00
C810	22" - 29"	24" x 48"	9.2	2	53.2	\$ 255.40



C800

Standard Worksurface: Laminate
Glide Selection: Champion Nylon, Carpin FloorSaver or Steel

Add for the following options (per unit):

Special laminate (Wilsonart non-premium only) - C800	\$ 30.00
Special laminate (Wilsonart non-premium only) - C803	\$ 33.35
Special laminate (Wilsonart non-premium only) - C810	\$ 40.00
PermaTuff edge (black only) - C800	\$ 22.00
PermaTuff edge (black only) - C803	\$ 22.65
PermaTuff edge (black only) - C810	\$ 24.00
Plywood worksurface - C800	\$ 85.30
Plywood worksurface - C803	\$ 87.05
Plywood worksurface - C810	\$ 91.95
Black edge	\$ 5.75
Non-skid glide	\$ 1.15
Q-ball glide	\$ 6.50
Felt snap-on glide cap (P/N 620001 - Field Installed) New	\$ 2.60

Options

9780 Lift-Lid Student Desk

Model	Height	Top Size	Cubes Each	Units Per	Lbs Each	Paint Ctn
			Ctn	Ctn	Ctn	
9780	22" - 29"	18" x 24"	3.1	2	30.0	\$ 201.45



9780

Standard Worksurface: Laminate
Glide Selection: Champion Nylon, Carpin FloorSaver or Steel

Add for the following options (per unit):

Special laminate (Wilsonart non-premium only)	\$ 15.00
PermaTuff edge (black only)	\$ 14.00
Plywood worksurface	\$ 41.10
Solid Plastic worksurface	\$ 46.10
Black edge	\$ 5.75
Non-skid glide	\$ 1.15
Q-ball glide	\$ 6.50
Felt snap-on glide cap (P/N 620001 - Field Installed) New	\$ 2.60

Options

9680 Pedestal Lift-Lid Desk

Model	Height	Top Size	Cubes Each	Units Per	Lbs Each	Paint Ctn
			Ctn	Ctn	Ctn	
9680	22" - 29"	18" x 24"	3.1	2	30.0	\$ 250.45



9680

Standard Worksurface: Laminate
Leg Insert Standard With Nylon Glide

Add for the following options (per unit):

Special laminate (Wilsonart non-premium only)	\$ 15.00
PermaTuff edge (black only)	\$ 14.00
Plywood worksurface	\$ 41.10
Solid Plastic worksurface	\$ 46.10
Black edge	\$ 5.75

Options

Always ships fully cartoned

Student Desks

9300 Series Pedestal Open Front Desk



9300

Model	Height	Top Size	Cubes Each	Units Per	Lbs Each	Paint
			Ctn	Ctn	Ctn	Ctn
9300	22" - 29"	18" x 24"	3.1	2	24.4	\$ 171.05
9306	22" - 29"	20" x 26"	3.5	2	25.8	\$ 189.55

Standard Worksurface: Laminate
Leg Insert Standard With Nylon Glide

Add for the following options (per unit):

Options	Price
Special laminate (Wilsonart non-premium only) - 9300	\$ 15.00
Special laminate (Wilsonart non-premium only) - 9306	\$ 18.05
PermaTuff edge (black only) - 9300	\$ 14.00
PermaTuff edge (black only) - 9306	\$ 15.35
Plywood worksurface - 9300	\$ 41.10
Plywood worksurface - 9306	\$ 49.55
Solid Plastic worksurface - 9300	\$ 46.10
Solid Plastic worksurface - 9306	\$ 54.20
Black edge	\$ 5.75

9400 Series A+ Pedestal Open Front Desk



9406

Model	Height	Top Size	Cubes Each	Units Per	Lbs Each	Paint
			Ctn	Ctn	Ctn	Ctn
9406	24" - 33"	20" x 26"	3.2	2	25.2	\$ 204.15
94B6	24" - 33"	20" x 26"	3.2	2	26.9	\$ 204.15
94X6	24" - 33"	20" x 26"	3.2	2	23.2	\$ 189.00

Standard Worksurface: Laminate
Leg Insert Standard With Nylon Glide
9406 - Standard With Metal Bookbox
94B6 - Standard With Wire Bookbox
94X6 - Standard Without Bookbox

Add for the following options (per unit):

Options	Price
Special laminate (Wilsonart non-premium only)	\$ 18.05
PermaTuff edge (black only)	\$ 15.35
Plywood worksurface	\$ 49.55
Solid Plastic worksurface	\$ 54.20
Black edge	\$ 5.75

9100 Series Adjustable Study Desk



94B6

Model	Height	Top Size	Cubes Each	Units Per	Lbs Each	Black	Chrome
						Chardark	Titanium
			Ctn	Ctn	Ctn	Putty	Ctn
9100	22" - 29"	18" x 24"	2.8	2	18.0	\$ 81.50	\$ 97.45
9100	30" Fixed	18" x 24"	4.9	2	20.0	\$ 81.50	\$ 97.45
9106	22" - 29"	20" x 26"	3.9	2	19.4	\$ 100.00	\$ 115.95

Standard Worksurface: Laminate
Glide Selection: Champion Nylon, Carpin FloorSaver or Steel

Add for the following options (per unit):

Options	Price
Special laminate (Wilsonart non-premium only) - 9100	\$ 15.00
Special laminate (Wilsonart non-premium only) - 9106	\$ 18.05
PermaTuff edge (black only) - 9100	\$ 14.00
PermaTuff edge (black only) - 9106	\$ 15.35
Plywood worksurface - 9100	\$ 41.10
Plywood worksurface - 9106	\$ 49.55
Solid Plastic worksurface - 9100	\$ 46.10
Solid Plastic worksurface - 9106	\$ 54.20
Black edge	\$ 5.75
Non-skid glide	\$ 1.15
Q-ball glide	\$ 6.50
Felt snap-on glide cap (P/N 620001 - Field Installed) New	\$ 2.60

Always ships fully cartoned

Student Desks

9900 Series A+ Adjustable Study Desk

Model	Height	Top Size	Cubes Each		Units Per		Lbs Each		Black	Chrome
			Ctn	Ctn	Ctn	Ctn	Ctn	Ctn	Chardark	Titanium
9906	26" - 34"	20" x 26"	4.5	2	22.6	\$ 104.55	\$ 111.65			
9906	30" Fixed	20" x 26"	6.3	2	24.0	\$ 104.55	\$ 111.65			
99B6	26" - 34"	20" x 26"	4.5	2	26.2	\$ 129.40	\$ 135.85			

Standard Worksurface: Laminate
Glide Selection: Champion Nylon, Carpin FloorSaver or Steel

Add for the following options (per unit):

Special laminate (Wilsonart non-premium only)	\$ 18.05
PermaTuff edge (black only)	\$ 15.35
Plywood worksurface	\$ 49.55
Solid Plastic worksurface	\$ 54.20
Black edge	\$ 5.75
Non-skid glide	\$ 1.15
Q-ball glide	\$ 6.50
Felt snap-on glide cap (P/N 620001 - Field Installed) New	\$ 2.60

99T6 A+ Adjustable Tote Tray Study Desk

Model	Height	Top Size	Cubes Each		Units Per		Lbs Each		Black	Chrome
			Ctn	Ctn	Ctn	Ctn	Ctn	Ctn	Chardark	Titanium
99T6	26" - 34"	20" x 26"	4.5	2	26.6	\$ 145.25	\$ 152.35			
99T6	30" Fixed	20" x 26"	6.3	2	28.0	\$ 145.25	\$ 152.35			
99X6	26" - 34"	20" x 26"	4.5	2	23.0	\$ 116.70	\$ 123.85			
99X6	30" Fixed	20" x 26"	6.3	2	24.4	\$ 116.70	\$ 123.85			

Standard Worksurface: Laminate
Tote Tray - Black Only
Glide Selection: Champion Nylon, Carpin FloorSaver or Steel
99T6 - Standard With Tote Tray
99X6 - Standard Without Tote Tray; Tote Tray Brackets Provided

Add for the following options (per unit):

Special laminate (Wilsonart non-premium only)	\$ 18.05
PermaTuff edge (black only)	\$ 15.35
Plywood worksurface	\$ 49.55
Solid Plastic worksurface	\$ 54.20
Black edge	\$ 5.75
Non-skid glide	\$ 1.15
Q-ball glide	\$ 6.50
Felt snap-on glide cap (P/N 620001 - Field Installed) New	\$ 2.60

C200 Stackable Student Desk

Model	Height	Top Size	Cubes Each		Units Per		Lbs Each		Black	Chrome
			Ctn	Ctn	Ctn	Ctn	Ctn	Ctn	Chardark	Titanium
C200	22" - 29"	18" x 24"	1.9	5	18.0	\$ 123.00	\$ 135.50			

Standard Worksurface: Laminate
Glide Selection: Champion Nylon, Carpin FloorSaver or Steel

Add for the following options (per unit):

Special laminate (Wilsonart non-premium only)	\$ 15.00
PermaTuff edge (black only)	\$ 14.00
Plywood worksurface	\$ 41.10
Solid Plastic worksurface	\$ 46.10
Black edge	\$ 5.75
Non-skid glide	\$ 1.15
Q-ball glide	\$ 6.50
Felt snap-on glide cap (P/N 620001 - Field Installed) New	\$ 2.60



9906



99T6



C200

Student Desks



9800

9800 Series Adjustable Height Study Desk

Model	Height	Top Size	Cubes Each Ctn	Units Per Ctn	Lbs Each Ctn	Black Chardark Putty Ctn	Chrome Titanium Ctn
9800	22" - 29"	18" x 24"	2.8	2	21.0	\$ 102.65	\$ 116.05
9806	22" - 29"	20" x 26"	3.2	2	22.4	\$ 121.15	\$ 134.55

Standard Worksurface: Laminate

Glide Selection: Champion Nylon, Carpin FloorSaver or Steel

Add for the following options (per unit):

	Options
Special laminate (Wilsonart non-premium only) - 9800	\$ 15.00
Special laminate (Wilsonart non-premium only) - 9806	\$ 18.05
PermaTuff edge (black only) - 9800	\$ 14.00
PermaTuff edge (black only) - 9806	\$ 15.35
Plywood worksurface - 9800	\$ 41.10
Plywood worksurface - 9806	\$ 49.55
Solid Plastic worksurface - 9800	\$ 46.10
Solid Plastic worksurface - 9806	\$ 54.20
Black edge	\$ 5.75
Non-skid glide	\$ 1.15
Q-ball glide	\$ 6.50
Felt snap-on glide cap (P/N 620001 - Field Installed) New	\$ 2.60

Always ships fully cartoned



2900

2900 Adjustable Height Desk

Model	Height	Top Size	Cubes Each Ctn	Units Per Ctn	Lbs Each Ctn	Black Chardark Putty Ctn	Chrome Titanium Ctn
2900	26" - 34"	20" x 36"	5.5	2	28.5	\$ 157.40	\$ 165.45

Standard Worksurface: Laminate

Glide Selection: Champion Nylon, Carpin FloorSaver or Steel

Wheelchair Accessible

Add for the following options (per unit):

	Options
Special laminate (Wilsonart non-premium only)	\$ 25.00
PermaTuff edge (black only)	\$ 18.65
Plywood worksurface	\$ 81.05
Solid Plastic worksurface	\$ 80.70
Black edge	\$ 5.75
Non-skid glide	\$ 1.15
Q-ball glide	\$ 6.50
Felt snap-on glide cap (P/N 620001 - Field Installed) New	\$ 2.60

Always ships fully cartoned



1911

1911 Two Student Pedestal Desk

Model	Height	Top Size	Cubes Each Ctn	Units Per Ctn	Lbs Each Ctn	Paint Ctn
1911	22" - 29"	24" x 48"	3.6	1	73.2	\$ 343.85

Standard Worksurface: Laminate With Black Vinyl Edge Band

Leg Insert Standard With Nylon Glide

0025 - Specify bookbox

Deduct for the following options (per unit):

Orders without double bookbox	\$ (10.00)
-------------------------------	------------

Add for the following options (per unit):

Special laminate (Wilsonart non-premium only)	\$ 40.00
PermaTuff edge (black only)	\$ 44.00

Always ships fully cartoned

Student Desks

2100 Series Adjustable Height Study Master

Model	Height	Top Size	Cubes Each	Units Per	Lbs Each
			Ctn	Ctn	Ctn
2111	22" - 29"	18" x 34"	4.6	2	33.0
2121	22" - 29"	18" x 34"	4.6	2	33.0

Standard Worksurface: Laminate
Glide Selection: Champion Nylon, Carpin FloorSaver or Steel
2111 - Left Bookbox / 2121 - Right Bookbox

Add for the following options (per unit):

- Special laminate (Wilsonart non-premium only)
 - PermaTuff edge (black only)
 - Plywood worksurface
 - Solid Plastic worksurface (Top Size: 20" x 36", 5.5 cubes)
 - Metal modesty panel
 - No modesty panel
 - Fire retardant modesty panel (Passes TB CAL133)
 - Black edge
 - Non-skid glide
 - Q-ball glide
 - Felt snap-on glide cap (P/N 620001 - Field Installed) **New**
- Always ships fully cartoned

Paint Ctn
\$ 167.05
\$ 167.05



2121

Options
\$ 21.25
\$ 17.35
\$ 68.95
\$ 80.70
\$ 12.65
\$ (8.00)
\$ 6.25
\$ 5.75
\$ 1.15
\$ 6.50
\$ 2.60

1321 Study Carrel

Model	Height	Top Size	Cubes Each	Units Per	Lbs Each
			Ctn	Ctn	Ctn
1321	22" - 29"	24" x 36"	6.2	1	97.5
	Topshelf:	10" x 36"			

Standard Worksurface: Laminate and white interior with black vinyl banding
Leg insert standard with nylon glide

Add for the following options (per unit):

- Special laminate (Wilsonart non-premium only)
- Always ships fully cartoned

Paint Ctn
\$ 541.60



1321

Options
\$134.60

ABAX Sit-Stand Desk

Model	Height	Top Size	Cubes Each	Units	Lbs Each
			Ctn	Per Ctn	Ctn
ABAX2026	26" - 42"	20" x 26"	5.5	2	31.5

Standard Worksurface: Laminate With T-Mold Edge
Standard With Two Bookbag Holders

Add for the following options (per unit):

- Special laminate (Wilsonart non-premium only)
 - PermaTuff edge (black only)
 - Solid Plastic worksurface
- Always ships fully cartoned

Paint Ctn
\$ 331.70



ABAX2026

Options
\$ 18.05
\$ 17.90
\$ 54.20

Archetype™ Student Desks

Four Leg Desk



Model	Height	Top Size	Cubes Each	Units	Lbs Each	Laminate	Special Laminate
			Ctn	Per Ctn	Ctn		
ADAX2026	22" - 32"	20" x 26"	4.5	2	29.5	\$ 211.90	\$ 229.95
ADAX2030	22" - 32"	20" x 30"	5.9	2	34.0	\$ 218.65	\$ 239.50
ADAX2036	22" - 32"	20" x 36"	8.6	2	39.0	\$ 228.90	\$ 253.90
ADAX2426	22" - 32"	24" x 26"	4.5	2	34.5	\$ 218.40	\$ 240.05
ADAX2430	22" - 32"	24" x 30"	5.9	2	38.0	\$ 226.00	\$ 251.00
ADAX2436	22" - 32"	24" x 36"	8.6	2	43.5	\$ 237.40	\$ 267.40
ADAXHEX	22" - 32"	20" x 32"	9.8	1	32.3	\$ 232.95	\$ 266.30
ADAXOCT	22" - 32"	21" x 31"	9.8	1	32.5	\$ 232.95	\$ 255.55

Standard Worksurface: Laminate With T-Mold Edge

Standard With Two Bookbag Holders

Fixed Height: 22", 24", 26", 28", 30" and 32" (prices are the same as above)

Add for the following options (per unit):

	Options
PermaTuff edge (black only) - 2026	\$ 17.90
PermaTuff edge (black only) - 2030, 2426	\$ 19.45
PermaTuff edge (black only) - 2036	\$ 21.80
PermaTuff edge (black only) - 2430	\$ 21.00
PermaTuff edge (black only) - 2436	\$ 23.35
PermaTuff edge (black only) - HEX	\$ 24.10
PermaTuff edge (black only) - OCT	\$ 19.85
Solid Plastic worksurface - ADAX2026, 20" x 26"	\$ 54.20
Solid Plastic worksurface - ADAXHEX and ADAXOCT, 20" x 32" Trap	\$ 69.60
Poly bookbox (2026, 2030, 2036, 2426, 2430 and 2436 only) - each	\$ 29.10
Wire bookrack - each	\$ 23.25

Always ships fully cartoned

Two Student Four Leg Desk



Model	Height	Top Size	Cubes Each	Units	Lbs Each	Laminate	Special Laminate
			Ctn	Per Ctn	Ctn		
ADAX2048	22" - 32"	20" x 48"	15.3	1	49.2	\$ 249.35	\$ 282.70
ADAX2054	22" - 32"	20" x 54"	16.0	1	53.6	\$ 259.65	\$ 297.15
ADAX2060	22" - 32"	20" x 60"	17.7	1	58.1	\$ 318.25	\$ 359.90
ADAX2072	22" - 32"	20" x 72"	21.2	1	67.1	\$ 338.70	\$ 388.70
ADAX2448	22" - 32"	24" x 48"	18.2	1	57.2	\$ 260.10	\$ 300.10
ADAX2454	22" - 32"	24" x 54"	19.0	1	62.4	\$ 271.45	\$ 316.45
ADAX2460	22" - 32"	24" x 60"	21.0	1	67.7	\$ 331.25	\$ 381.25
ADAX2472	22" - 32"	24" x 72"	25.1	1	78.2	\$ 353.95	\$ 413.95

Standard Worksurface: Laminate With T-Mold Edge

Standard With Two Bookbag Holders

Fixed Height: 22", 24", 26", 28", 30" and 32" (prices are the same as above)

Add for the following options (per unit):

	Options
PermaTuff edge (black only) - 2048	\$ 41.60
PermaTuff edge (black only) - 2054	\$ 45.25
PermaTuff edge (black only) - 2060	\$ 48.90
PermaTuff edge (black only) - 2072	\$ 56.25
PermaTuff edge (black only) - 2448	\$ 44.00
PermaTuff edge (black only) - 2454	\$ 47.70
PermaTuff edge (black only) - 2460	\$ 51.35
PermaTuff edge (black only) - 2472	\$ 58.70
Poly bookbox (Note: two student desks require two bookboxes per unit) - each	\$ 29.10
Wire bookrack (Note: two student desks require two wire bookracks per unit) - each	\$ 23.25

Always ships fully cartoned

Archetype™ Student Desks

C-Leg Desk

Model	Height	Top Size	Cubes Each		Units		Lbs Each		Special Laminate
			Ctn	Per Ctn	Ctn	Per Ctn	Laminate	Laminate	
AHAX2026	26" - 32"	20" x 26"	4.5	2	31.0	2	\$ 251.10	\$ 269.15	
AHAX2030	26" - 32"	20" x 30"	5.9	2	35.5	2	\$ 257.95	\$ 278.80	
AHAX2036	26" - 32"	20" x 36"	8.6	2	40.5	2	\$ 268.15	\$ 293.15	
AHAX2426	26" - 32"	24" x 26"	4.5	2	35.5	2	\$ 260.00	\$ 281.65	
AHAX2430	26" - 32"	24" x 30"	5.9	2	38.5	2	\$ 267.55	\$ 292.55	
AHAX2436	26" - 32"	24" x 36"	8.6	2	44.5	2	\$ 278.90	\$ 308.90	
AHAXHEX	26" - 32"	20" x 32"	9.8	1	34.6	1	\$ 234.05	\$ 267.40	
AHAXOCT	26" - 32"	21" x 31"	9.8	1	34.8	1	\$ 234.05	\$ 256.65	



AHAX2036



AHAXHEX

Standard Worksurface: Laminate With T-Mold Edge
Standard With Two Bookbag Holders

Add for the following options (per unit):

Options	Price
PermaTuff edge (black only) - 2026	\$ 17.90
PermaTuff edge (black only) - 2030, 2426	\$ 19.45
PermaTuff edge (black only) - 2036	\$ 21.80
PermaTuff edge (black only) - 2430	\$ 21.00
PermaTuff edge (black only) - 2436	\$ 23.35
PermaTuff edge (black only) - HEX	\$ 24.10
PermaTuff edge (black only) - OCT	\$ 19.85
Solid Plastic worksurface - AHAX2026, 20" x 26"	\$ 54.20
Solid Plastic worksurface - AHAXHEX and AHAXOCT, 20" x 32" Trap	\$ 69.60
Poly bookbox (2026, 2030, 2036, 2426, 2430 and 2436 only) - each	\$ 29.10
Wire bookrack - each	\$ 23.25

Always ships fully cartoned

Two Student C-Leg Desk

Model	Height	Top Size	Cubes Each		Units		Lbs Each		Special Laminate
			Ctn	Per Ctn	Ctn	Per Ctn	Laminate	Laminate	
AHAX2048	26" - 32"	20" x 48"	14.3	1	51.5	1	\$ 288.60	\$ 321.95	
AHAX2054	26" - 32"	20" x 54"	16.0	1	55.9	1	\$ 298.85	\$ 336.35	
AHAX2060	26" - 32"	20" x 60"	17.7	1	60.4	1	\$ 357.45	\$ 398.95	
AHAX2072	26" - 32"	20" x 72"	21.2	1	69.4	1	\$ 377.90	\$ 427.90	
AHAX2448	26" - 32"	24" x 48"	17.0	1	57.5	1	\$ 301.60	\$ 341.60	
AHAX2454	26" - 32"	24" x 54"	19.0	1	62.7	1	\$ 312.95	\$ 357.95	
AHAX2460	26" - 32"	24" x 60"	21.0	1	68.0	1	\$ 372.75	\$ 455.75	
AHAX2472	26" - 32"	24" x 72"	25.1	1	78.5	1	\$ 395.40	\$ 455.40	



AHAX Two Student Desk
Shown With Optional
Poly Bookboxes

Standard Worksurface: Laminate With T-Mold Edge
Standard With Two Bookbag Holders

Add for the following options (per unit):

Options	Price
PermaTuff edge (black only) - 2048	\$ 41.60
PermaTuff edge (black only) - 2054	\$ 45.25
PermaTuff edge (black only) - 2060	\$ 48.90
PermaTuff edge (black only) - 2072	\$ 56.25
PermaTuff edge (black only) - 2448	\$ 44.00
PermaTuff edge (black only) - 2454	\$ 47.70
PermaTuff edge (black only) - 2460	\$ 51.35
PermaTuff edge (black only) - 2472	\$ 58.70
Poly bookbox (Note: two student desks require two bookboxes per unit) - each	\$ 29.10
Wire bookrack (Note: two student desks require two wire bookracks per unit) - each	\$ 23.25

Always ships fully cartoned

Computer Furniture

CY-Series Computer Tables



CY-Series With
Keyboard Tray

Model	Top Size	Cubes Each	Units Per	Lbs Each	Laminate	Special
		Ctn	Ctn	Ctn		Laminate
CY13	24" X 36"	6.0	1	73.0	\$ 386.05	\$ 416.05
CY14	24" x 48"	6.0	1	88.5	\$ 419.80	\$ 459.80
CY15	24" x 60"	7.4	1	104.0	\$ 450.35	\$ 500.35
CY16	24" x 72"	8.9	1	119.7	\$ 500.00	\$ 560.00
CY03	30" x 36"	4.5	1	90.2	\$ 393.20	\$ 430.70
CY04	30" x 48"	6.0	1	109.0	\$ 429.25	\$ 479.25
CY05	30" x 60"	7.4	1	138.0	\$ 462.25	\$ 524.75
CY06	30" x 72"	8.9	1	155.5	\$ 514.20	\$ 589.20
CY0C	33" x 33"	4.5	1	72.0	\$ 388.45	\$ 426.30
CY0D	27" x 27"	4.5	1	72.0	\$ 297.65	\$ 323.00

Standard Worksurface: Laminate With T-Mold Edge Height: 25" - 32"

CY13, CY14, CY03 and CY04 - Standard With 1 Grommet

CY15, CY16, CY05 and CY06 - Standard With 2 Grommets

CY0C - Standard With No Grommet

CY13, CY14, CY15 and CY16 - CPU / CPU1 holder will not fit

Add for the following options (per unit):

	Options
PermaTuff edge (black only) - CY13	\$ 36.70
PermaTuff edge (black only) - CY14	\$ 44.00
PermaTuff edge (black only) - CY15	\$ 51.35
PermaTuff edge (black only) - CY16	\$ 58.70
PermaTuff edge (black only) - CY03	\$ 40.35
PermaTuff edge (black only) - CY04	\$ 47.70
PermaTuff edge (black only) - CY05	\$ 55.00
PermaTuff edge (black only) - CY06	\$ 62.35
PermaTuff edge (black only) - CY0C	\$ 40.35
PermaTuff edge (black only) - CY0D	\$ 33.00
3" casters	\$ 51.90
Keyboard tray - specify 00KA or 00KB New	\$ 200.00
CPU1 holder (CY03: Keyboard tray <u>or</u> CPU1 holder, both not possible)	\$ 91.35
CPU holder (CY03: Keyboard tray <u>or</u> CPU holder, both not possible)	\$ 97.85

Always ships fully cartoned

CX-Series Computer Tables



CX-Series With Keyboard
Tray
and CPU Holder

Model	Top Size	Cubes Each	Units Per	Lbs Each	Laminate	Special
		Ctn	Ctn	Ctn		Laminate
CX13	24" X 36"	2.9	1	60.0	\$ 331.85	\$ 361.85
CX14	24" x 48"	3.8	1	70.0	\$ 357.65	\$ 397.65
CX15	24" x 60"	4.8	1	79.5	\$ 383.40	\$ 433.40
CX16	24" x 72"	5.7	1	89.5	\$ 423.25	\$ 483.25
CX03	30" x 36"	2.9	1	72.4	\$ 339.45	\$ 376.95
CX04	30" x 48"	3.8	1	84.1	\$ 367.70	\$ 417.70
CX05	30" x 60"	4.8	1	96.0	\$ 396.00	\$ 458.50
CX06	30" x 72"	5.7	1	108.0	\$ 438.40	\$ 513.40

Standard Worksurface: Laminate With T-Mold Edge Height: 22" - 29"

CX13, CX14, CX03 and CX04 - Standard With 1 Grommet

CX15, CX16, CX05 and CX06 - Standard With 2 Grommets

CX13, CX14, CX15 and CX16 - CPU / CPU1 holder will not fit

Add for the following options (per unit):

	Options
PermaTuff edge (black only) - CX13	\$ 36.70
PermaTuff edge (black only) - CX14	\$ 44.00
PermaTuff edge (black only) - CX15	\$ 51.35
PermaTuff edge (black only) - CX16	\$ 58.70
PermaTuff edge (black only) - CX03	\$ 40.35
PermaTuff edge (black only) - CX04	\$ 47.70
PermaTuff edge (black only) - CX05	\$ 55.00
PermaTuff edge (black only) - CX06	\$ 62.35
3" casters	\$ 51.90
Keyboard tray - specify 00KA or 00KB New	\$ 200.00
CPU1 holder	\$ 91.35
CPU holder	\$ 97.85

Always ships fully cartoned

Computer Furniture

CF-Series Computer Tables

Model	Top Size	Cubes Each	Units Per	Lbs Each	Laminate	Special
		Ctn	Ctn	Ctn		Laminate
CF03	30" x 36"	17.9	1	68.0	\$ 550.80	\$ 588.30
CF04	30" x 48"	23.4	1	90.0	\$ 591.65	\$ 641.65
CF05	30" x 60"	29.0	1	95.4	\$ 632.40	\$ 694.90
CF06	30" x 72"	34.5	1	109.0	\$ 673.20	\$ 748.20

Standard Worksurface: Laminate Height: 26" - 35"
Worksurface has 3mm Edge Banding That Matches the Paint Color

Add for the following options (per unit):

- 3" casters
- Keyboard tray - specify 00KA or 00KB **New**
- CPU1 holder
- CPU holder
- Always ships fully cartoned

Options

- \$ 51.90
- \$ 200.00
- \$ 91.35
- \$ 97.85



CF-Series With Keyboard Tray and CPU1 Holder

CD-Series Computer Tables

Model	Top Size	Shape	Cubes Each	Units Per	Lbs Each	Laminate	Special
			Ctn	Ctn	Ctn		Laminate
CD13	24" x 36"	Rectangle	2.8	1	63.0	\$ 286.65	\$ 316.65
CD14	24" x 48"	Rectangle	2.9	1	73.0	\$ 313.15	\$ 353.15
CD16	24" x 60"	Rectangle	5.4	1	87.0	\$ 350.40	\$ 400.40
CD17	24" x 72"	Rectangle	5.5	1	97.1	\$ 365.70	\$ 425.70
CD36	30" x 36"	Rectangle	2.8	1	66.3	\$ 294.10	\$ 331.60
CD48	30" x 48"	Rectangle	2.9	1	77.0	\$ 323.05	\$ 373.05
CD60	30" x 60"	Rectangle	5.4	1	102.0	\$ 362.85	\$ 425.35
CD72	30" x 72"	Rectangle	5.5	1	108.0	\$ 380.55	\$ 455.55

Standard Worksurface: Laminate With T-Mold Edge Height: 27"
CD13, CD14, CD36 and CD48 - Standard With 1 Wire Excess Notch
CD16, CD17, CD60 and CD72 - Standard With 2 Wire Excess Notches
CD13, CD14, CD36 and CD48 - When Ordered With Optional Grommet - 1 Grommet
CD16, CD17, CD60 and CD72 - When Ordered With Optional Grommet - 2 Grommets
CD13, CD14, CD16 and CD17 - CPU1 holder will not fit

Add for the following options (per unit):

- PermaTuff edge (black only) - CD13
- PermaTuff edge (black only) - CD14
- PermaTuff edge (black only) - CD16
- PermaTuff edge (black only) - CD17
- PermaTuff edge (black only) - CD36
- PermaTuff edge (black only) - CD48
- PermaTuff edge (black only) - CD60
- PermaTuff edge (black only) - CD72
- 3" casters
- 00GT cable management grommet
- Always ships fully cartoned

Options

- \$ 36.70
- \$ 44.00
- \$ 51.35
- \$ 58.70
- \$ 40.35
- \$ 47.70
- \$ 55.00
- \$ 62.35
- \$ 51.90
- \$ 23.50



CD-Series

Shelf Units for CD-Series Computer Tables

Model	Use On	Dimensions	Cubes Each	Units	Lbs Each	Paint
			Ctn	Per Ctn	Ctn	Ctn
SH03	CD36/CD13	9" x 36"	0.4	2	4.0	\$ 47.45
SH04	CD48/CD14	9" x 48"	0.7	2	6.0	\$ 54.40
SH06	CD60/CD16	9" x 60"	0.8	2	8.0	\$ 58.85
SH07	CD72/CD17	9" x 72"	0.9	2	10.0	\$ 65.70

Computer Furniture

CT-Series Computer Tables



CT-Series With Riser



CT60

Model	Top Size	Shape	Cubes Each	Units Per	Lbs Each	Laminate	Special
			Ctn	Ctn	Ctn		Laminate
CT13	24" x 36"	Rectangle	2.0	1	52.8	\$ 265.70	\$ 295.70
CT14	24" x 48"	Rectangle	3.0	1	62.4	\$ 288.05	\$ 328.05
CT16	24" x 60"	Rectangle	4.3	1	74.0	\$ 318.20	\$ 368.20
CT17	24" x 72"	Rectangle	5.1	1	84.0	\$ 337.40	\$ 397.40
CT36	30" x 36"	Rectangle	2.3	1	64.6	\$ 272.80	\$ 310.30
CT48	30" x 48"	Rectangle	3.0	1	77.6	\$ 297.50	\$ 347.50
CT60	30" x 60"	Rectangle	4.3	1	95.9	\$ 329.45	\$ 391.95
CT72	30" x 72"	Rectangle	5.1	1	100.6	\$ 351.60	\$ 426.60
CT42	21" x 42"	Trapezoid	1.2	1	27.0	\$ 180.75	\$ 211.40
CT76	30" x 72"	Hexagon	4.9	1	106.5	\$ 441.85	\$ 516.85
CT80	40" x 80"	Trapezoid	6.7	1	123.0	\$ 523.20	\$ 634.30
CT95	48" x 96"	Trapezoid	9.8	1	161.8	\$ 613.15	\$ 773.15

Standard Worksurface: Laminate With T-Mold Edge Height: 22" - 29"

CT13, CT14, CT36, CT42 and CT48 - Standard With 1 Wire Excess Notch

CT16, CT17, CT60, CT72, CT76, CT80 and CT95 - Standard With 2 Wire Excess Notches

CT13, CT14, CT36, CT42, and CT48 - When Ordered With Optional Grommet - 1 Grommet

CT16, CT17, CT60, CT72, CT76, CT80 & CT95 - When Ordered With Optional Grommet - 2 Grommets

CT13, CT14, CT16 and CT17 - CPU1 holder will not fit

Add for the following options (per unit):

	Options
PermaTuff edge (black only) - CT13	\$ 36.70
PermaTuff edge (black only) - CT14	\$ 44.00
PermaTuff edge (black only) - CT16	\$ 51.35
PermaTuff edge (black only) - CT17	\$ 58.70
PermaTuff edge (black only) - CT36	\$ 40.35
PermaTuff edge (black only) - CT48	\$ 47.70
PermaTuff edge (black only) - CT60	\$ 55.00
PermaTuff edge (black only) - CT72	\$ 62.35
PermaTuff edge (black only) - CT42	\$ 38.50
PermaTuff edge (black only) - CT76	\$ 62.35
PermaTuff edge (black only) - CT80	\$ 73.35
PermaTuff edge (black only) - CT95	\$ 88.00
3" casters	\$ 51.90
Keyboard tray - specify 00KA or 00KB New	\$ 200.00
00GT cable management grommet	\$ 23.50

Options don't apply to CT42 (Riser Unit)
Always ships fully cartoned

CU-Series Computer Tables



CU-Series

Model	Top Size	Cubes Each	Units Per	Lbs Each	Laminate	Special
		Ctn	Ctn	Ctn		Laminate
CU03	30" x 36"	17.9	1	66.0	\$ 512.30	\$ 549.80
CU04	30" x 48"	23.4	1	95.6	\$ 550.30	\$ 600.30
CU05	30" x 60"	29.0	1	93.0	\$ 588.15	\$ 650.65
CU06	30" x 72"	34.5	1	106.6	\$ 626.15	\$ 701.15

Standard Worksurface: Laminate Height: 26" - 35"

Worksurface has 3mm Edge Banding That Matches the Paint Color

CU03 and CU04 - Standard With 1 Grommet

CU05 and CU06 - Standard With 2 Grommets

Add for the following options (per unit):

	Options
PermaTuff edge (black only) - CU03	\$ 40.35
PermaTuff edge (black only) - CU04	\$ 47.70
PermaTuff edge (black only) - CU05	\$ 55.00
PermaTuff edge (black only) - CU06	\$ 62.35
3" casters	\$ 51.90
Keyboard tray - specify 00KA or 00KB New	\$ 200.00
CPU1 holder	\$ 91.35
CPU holder	\$ 97.85

Always ships fully cartoned

Teacher's Desks/Vertical Files

D400/D500 Series Modular Teacher's Desk

Model	Height	Top Size	Shape	Cubes Each Ctn	Units Per Ctn	Lbs Each	Laminate	Special Laminate
D500	27" - 36"	30" x 60"	2 Ped.	29.2	1	198.1	\$ 954.75	\$1017.25
D5L0	27" - 36"	30" x 60"	Left Ped.	29.2	1	164.6	\$ 711.60	\$ 774.10
D5LX	27" - 36"	30" x 60"	Left Ped.	29.2	1	152.0	\$ 678.05	\$ 740.55
D5R0	27" - 36"	30" x 60"	Right Ped.	29.2	1	164.6	\$ 711.60	\$ 774.10
D5RX	27" - 36"	30" x 60"	Right Ped.	29.2	1	152.0	\$ 678.05	\$ 740.55
D5PX	27" - 36"	30" x 60"	No Ped.	29.2	1	118.5	\$ 581.05	\$ 643.55
D4L0	27" - 36"	30" x 48"	Left Ped.	23.6	1	147.2	\$ 699.70	\$ 749.70
D4LX	27" - 36"	30" x 48"	Left Ped.	23.6	1	134.5	\$ 654.85	\$ 704.85
D4R0	27" - 36"	30" x 48"	Right Ped.	23.6	1	147.2	\$ 699.70	\$ 749.70
D4RX	27" - 36"	30" x 48"	Right Ped.	23.6	1	134.5	\$ 654.85	\$ 704.85
D4PX	27" - 36"	30" x 48"	No Ped.	23.6	1	101.0	\$ 536.70	\$ 586.70



D5LX



D4L0

Standard Work Surface: Laminate ("X" = Without Center Drawer / "0" = With Center Drawer)
LTL Carton Surcharge: \$10.00 Net Add-On - D400 Series / \$12.00 Net Add-On - D500 Series

*Not available with Titanium frame finish

Add for the following options (per unit):

PermaTuff edge (black only) - D400 series

PermaTuff edge (black only) - D500 series

3" casters (Adjustable height extends up to 38")

CPU1 holder can be added if desk has one pedestal

CPU holder can be added if desk has one pedestal

Keyboard tray can be added if desk has no center drawer - specify 00KA or 00KB **New**

00GT cable management grommet (1 each per desk)

Always ships fully cartoned

Options

\$ 47.70

\$ 55.00

\$ 51.90

\$ 91.35

\$ 97.35

\$ 200.00

\$ 23.50

T400/T500 Series Teacher's Desk

Model	Height	Top Size	Shape	Cubes Each Ctn	Units Per Ctn	Lbs Each	Laminate	Special Laminate
T500	30" Fixed	30" x 60"	2 Ped.	34.5	1	200.8	\$ 765.35	\$ 827.85
T4L0	30" Fixed	30" x 48"	Left Ped.	27.8	1	146.0	\$ 598.85	\$ 648.95
T4LX	30" Fixed	30" x 48"	Left Ped.	27.8	1	144.0	\$ 565.40	\$ 615.40
T4R0	30" Fixed	30" x 48"	Right Ped.	27.8	1	146.0	\$ 598.85	\$ 648.95
T4RX	30" Fixed	30" x 48"	Right Ped.	27.8	1	144.0	\$ 565.40	\$ 615.40



T500



T4R0

Standard Work Surface: Laminate ("X" = Without Center Drawer / "0" = With Center Drawer)

LTL Carton Surcharge: \$10.00 Net Add-On - T400 Series / \$12.00 Net Add-On - T500 Series

*Not available with Titanium frame finish

Add for the following options (per unit):

PermaTuff edge (black only) - T400 series

PermaTuff edge (black only) - T500 series

Keyboard tray can be added if desk has no center drawer - specify 00KA or 00KB **New**

00GT cable management grommet (1 each per desk)

Always ships fully cartoned

Options

\$ 47.70

\$ 55.00

\$ 200.00

\$ 23.50

Vertical Files

Model	Product Description	Product Dimensions	Shipping Dimensions	Lbs Each Ctn	Cubes Each	Price
FC02	2-Drawer Letter	28 3/8" H x 15" W	31" H x 17 1/2" W x 29 1/2" D	48.0	9.3	\$ 293.30
FC12	2-Drawer Legal	28 3/8" H x 18" W	31" H x 20 1/2" W x 29 1/2" D	54.0	10.9	\$ 316.30
FC04	4-Drawer Letter	52" H x 15" W	54 5/8" H x 17 1/2" W x 29 1/2" D	88.0	16.4	\$ 406.00
FC14	4-Drawer Legal	52" H x 18" W	54 5/8" H x 20 1/2" W x 29 1/2" D	95.0	19.2	\$ 459.10

Color: Black, Gray or Putty







26 1/2" deep file drawer for both letter and legal files

Special packaging required for LTL shipments - call for pricing



Activity Tables

1200 Series Activity Tables

	Model	Top Size	Shape	Cubes Each Ctn	Units Per Ctn	Lbs Each Ctn	Laminate	Special Laminate
	1205	36" x 36"	Square	3.5	1	57.5	\$ 167.10	\$ 212.10
	1206	24" x 36"	Rectangle	2.8	1	42.8	\$ 129.30	\$ 159.30
	1207	30" x 30"	Square	3.5	1	43.8	\$ 149.95	\$ 181.20
	1210	24" x 48"	Rectangle	2.9	1	58.6	\$ 143.20	\$ 183.20
	1215	42" x 42"	Square	3.5	1	78.7	\$ 165.55	\$ 226.80
	1218	36" x 48"	Rectangle	3.4	1	68.9	\$ 190.15	\$ 250.15
	1220	30" x 48"	Rectangle	3.2	1	61.5	\$ 149.95	\$ 199.95
	1225	48" x 48"	Square	4.4	1	91.8	\$ 189.10	\$ 269.10
	1230	30" x 60"	Rectangle	6.0	1	79.4	\$ 182.70	\$ 245.20
	1235	24" x 60"	Rectangle	3.9	1	64.0	\$ 174.85	\$ 224.85
	1240	36" x 60"	Rectangle	6.8	1	88.0	\$ 204.00	\$ 279.00
	1246	24" x 72"	Rectangle	4.3	1	79.0	\$ 192.40	\$ 252.40
	1250	30" x 72"	Rectangle	6.8	1	98.4	\$ 204.95	\$ 279.95
	1254	30" x 90"	Rectangle	8.3	1	111.9	\$ 318.95	\$ 412.70
	1255	30" x 96"	Rectangle	8.8	1	119.3	\$ 255.40	\$ 355.40
	1260	36" x 72"	Rectangle	7.8	1	107.2	\$ 220.65	\$ 310.65
	1270	42" x 60"	Rectangle	7.6	1	104.4	\$ 244.40	\$ 331.90
	1274	36" x 72"	Half Moon	7.8	1	96.0	\$ 265.80	\$ 355.80
	1275	48" x 72"	Kidney	9.6	1	111.7	\$ 318.35	\$ 438.35
	1276	48" x 72"	Horseshoe	9.6	1	110.0	\$ 375.10	\$ 495.10
	1277	60" x 66"	Horseshoe	10.6	1	123.7	\$ 387.60	\$ 525.10
	1280	48"	Round	4.4	1	84.3	\$ 189.10	\$ 269.10
	1281	42"	Round	3.5	1	65.9	\$ 176.65	\$ 237.90
	1282	36"	Round	3.5	1	51.8	\$ 157.75	\$ 202.75
	1285	48"	1/2 Round	2.9	1	51.0	\$ 141.80	\$ 181.80
	1286	60"	Round	9.4	1	119.5	\$ 281.25	\$ 406.25
	1290	30" x 60"	Trapezoid	5.3	1	58.1	\$ 189.10	\$ 251.60
	1291	24" x 48"	Trapezoid	2.9	1	40.4	\$ 157.75	\$ 191.75
	127H	60" x 66"	Horseshoe	10.6	1	123.7	\$ 387.60	\$ 525.10
	128F	60"	Flower	9.4	1	106.8	\$ 324.45	\$ 449.45
	128C	48"	Clover	4.4	1	64.9	\$ 213.50	\$ 293.50

Standard Worksurface: Laminate With T-Mold Edge Height: 22" - 29"
Glide Selection: Champion Nylon, Carpin FloorSaver or Steel
Primary Color Edge Band Available on 1200 Series Tables With No Upcharge

Add for the following options (per unit):

	Options
Full chrome legs	\$ 16.35
Primary color painted legs - 22" - 29" adjustable - Red, Green, Yellow, Blue	\$ -
29" fixed height legs	\$ 19.85
Juvenile height legs, 18" - 27" adjustable	\$ -
Primary color painted legs - 18" - 27" adjustable - Red, Green, Yellow, Blue	\$ -
Wheelchair accessible legs, 25" - 34" adjustable	\$ 23.30
Non-skid glide	\$ 1.15
Q-ball glide	\$ 6.50
Felt snap-on glide cap (P/N 620001 - Field Installed) New	\$ 2.60



Primary Colors Only
Available on 1200 Series
Tables With No Upcharge

Activity Tables

Add-Ons For 1200 Series Activity Tables

Model	Plywood	PermaTuff Edge (Black Only)	Comfort Edge (Black Only)
1205	\$ 77.40	\$ 44.00	\$ 68.00
1206	\$ 47.70	\$ 36.70	\$ 56.65
1207	\$ 72.70	\$ 36.70	\$ 56.65
1210	\$ 47.70	\$ 44.00	\$ 68.00
1215	\$ 95.25	\$ 51.35	\$ 79.35
1218	\$ 95.25	\$ 51.35	\$ 79.35
1220	\$ 95.25	\$ 47.70	\$ 73.65
1225	\$ 95.25	\$ 58.70	\$ 90.65
1230	\$ 145.95	\$ 55.00	\$ 85.00
1235	\$ 154.80	\$ 51.35	\$ 79.35
1240	\$ 136.95	\$ 58.70	\$ 90.65
1246	\$ 71.45	\$ 58.70	\$ 90.65
1250	\$ 190.45	\$ 62.35	\$ 96.35
1254	N/A	\$ 73.35	\$ 113.35
1255	N/A	\$ 77.00	\$ 119.00
1260	\$ 154.80	\$ 66.00	\$ 102.00
1270	\$ 136.95	\$ 62.35	\$ 96.35
1274	\$ 154.80	\$ 59.75	\$ 92.35
1275	\$ 142.90	\$ 65.10	\$ 100.60
1276	\$ 142.90	\$ 69.70	\$ 107.75
1277	N/A	\$ 81.60	\$ 126.10
1280	\$ 95.25	\$ 46.10	\$ 71.20
1281	\$ 95.25	\$ 40.35	\$ 62.35
1282	\$ 77.40	\$ 34.60	\$ 53.40
1285	\$ 47.70	\$ 37.75	\$ 58.30
1286	N/A	\$ 57.60	\$ 89.05
1290	\$ 145.50	\$ 55.00	\$ 85.00
1291	\$ 47.70	\$ 44.00	\$ 68.00
127H	N/A	\$ 82.60	\$ 127.65
128F	N/A	\$ 55.95	\$ 86.40
128C	\$ 95.25	\$ 45.85	\$ 70.85



PermaTuff Edge
(Black Only)



Comfort Edge
(Black Only)

End Pedestal Tables/Folding Tables

End Pedestal Tables



1986



1990

Model	Top Size	Shape	Cubes Each Ctn	Units Per Ctn	Lbs Each Ctn	Laminate	Special Laminate
1910	24" x 48"	Rectangle	2.3	1	62.3	\$ 267.00	\$ 307.00
1920	30" x 48"	Rectangle	2.9	1	79.5	\$ 289.40	\$ 339.40
1930	30" x 60"	Rectangle	4.3	1	84.6	\$ 305.55	\$ 368.05
1935	24" x 60"	Rectangle	3.5	1	78.3	\$ 288.05	\$ 338.05
1940	36" x 60"	Rectangle	5.1	1	110.0	\$ 323.20	\$ 398.20
1946	24" x 72"	Rectangle	4.9	1	95.7	\$ 314.50	\$ 374.50
1950	30" x 72"	Rectangle	5.1	1	99.1	\$ 318.40	\$ 393.40
1960	36" x 72"	Rectangle	6.0	1	126.4	\$ 336.05	\$ 426.05
1965	36" x 96"	Rectangle	7.9	1	155.4	\$ 425.95	\$ 545.95
1970	42" x 60"	Rectangle	5.8	1	111.8	\$ 352.05	\$ 439.55
1986	60"	Round	7.7	1	128.0	\$ 385.90	\$ 510.90
1990	30" x 60"	Trapezoid	3.6	1	70.3	\$ 313.60	\$ 376.10

Standard Worksurface: Laminate With T-Mold Edge Height: 22" - 29"
Leg Insert Standard With Nylon Glide

Add for the following options (per unit):

3" casters


Always ships fully cartoned

Options

\$ 51.90

Model	Plywood	PermaTuff Edge (Black Only)	Comfort Edge (Black Only)
1910	\$ 47.70	\$ 44.00	\$ 68.00
1920	\$ 95.25	\$ 47.70	\$ 73.65
1930	\$ 145.95	\$ 55.00	\$ 85.00
1935	\$ 154.80	\$ 51.35	\$ 79.35
1940	\$ 136.95	\$ 58.70	\$ 90.65
1946	\$ 71.45	\$ 58.70	\$ 90.65
1950	\$ 190.45	\$ 62.35	\$ 96.35
1960	\$ 154.80	\$ 66.00	\$ 102.00
1965	N/A	\$ 80.70	\$ 124.65
1970	\$ 136.95	\$ 62.35	\$ 96.35
1986	N/A	\$ 57.60	\$ 89.05
1990	\$ 145.50	\$ 55.00	\$ 85.00

Folding Tables



1550

Model	Height	Top Size	Shape	Cubes Each Ctn	Units Per Ctn	Lbs Each Ctn	Laminate	Special Laminate
1530	22" - 29"	30" x 60"	Rectangle	4.3	1	63.4	\$ 226.85	\$ 289.35
1535	22" - 29"	24" x 60"	Rectangle	3.5	1	54.5	\$ 254.80	\$ 304.80
1546	22" - 29"	18" x 60"	Rectangle	3.5	1	45.9	\$ 282.85	\$ 320.35
1547	22" - 29"	18" x 72"	Rectangle	5.0	1	51.0	\$ 287.70	\$ 332.70
1548	22" - 29"	24" x 72"	Rectangle	5.1	1	63.8	\$ 259.85	\$ 319.85
1550	22" - 29"	30" x 72"	Rectangle	5.1	1	77.3	\$ 245.15	\$ 320.15
1555	22" - 29"	30" x 96"	Rectangle	6.7	1	95.0	\$ 294.30	\$ 394.30
1560	22" - 29"	36" x 72"	Rectangle	6.1	1	87.1	\$ 260.15	\$ 350.15
1565	22" - 29"	36" x 96"	Rectangle	7.9	1	112.5	\$ 318.65	\$ 438.65

Standard Worksurface: Laminate With T-Mold Edge
Glide Selection: Champion Nylon, Carpin FloorSaver or Steel

Add for the following options (per unit):

PermaTuff edge (black only) - 1530

PermaTuff edge (black only) - 1535

PermaTuff edge (black only) - 1546

PermaTuff edge (black only) - 1547

PermaTuff edge (black only) - 1548

PermaTuff edge (black only) - 1550

PermaTuff edge (black only) - 1555

PermaTuff edge (black only) - 1560

PermaTuff edge (black only) - 1565

Felt snap-on glide cap (P/N 620001 - Field Installed) **New**

Always ships fully cartoned

Options

\$ 55.00

\$ 51.35

\$ 47.70

\$ 55.00

\$ 58.70

\$ 62.35

\$ 77.00

\$ 66.00

\$ 80.70

\$ 2.60

COMBOS, CHAIR DESKS, DESKS AND TABLES
ARE SOLD IN FULL CARTON QUANTITIES ONLY
ALL PRICES ARE PER UNIT



Catalyst™ Tables

3/4" Standard Catalyst Table

Model	Top Size	Shape	Cubes Each	Units Per	Lbs Each	Laminate	Special
			Ctn	Ctn	Ctn		Laminate
2204	30" x 36"	Rectangle	2.3	1	44.4	\$ 353.20	\$ 390.70
2205	36" x 36"	Square	2.8	1	56.5	\$ 357.65	\$ 402.65
2210	24" x 48"	Rectangle	2.6	1	47.8	\$ 361.10	\$ 401.10
2215	42" x 42"	Square	3.8	1	54.0	\$ 383.15	\$ 444.40
2220	30" x 48"	Rectangle	3.1	1	58.4	\$ 364.10	\$ 414.10
2225	48" x 48"	Square	5.0	1	82.5	\$ 416.70	\$ 472.50
2230	30" x 60"	Rectangle	3.9	1	72.4	\$ 371.00	\$ 433.50
2232	24" x 54"	Rectangle	2.9	1	57.4	\$ 364.10	\$ 409.10
2235	24" x 60"	Rectangle	3.2	1	66.5	\$ 370.85	\$ 420.85
2240	36" x 60"	Rectangle	4.6	1	84.5	\$ 399.70	\$ 474.70
2246	18" x 60"	Rectangle	2.5	1	49.4	\$ 378.35	\$ 415.85
2247	18" x 72"	Rectangle	2.9	1	57.6	\$ 385.00	\$ 430.00
2248	24" x 72"	Rectangle	3.7	1	76.1	\$ 392.50	\$ 452.50
2250	30" x 72"	Rectangle	4.6	1	86.4	\$ 393.30	\$ 468.30
2260	36" x 72"	Rectangle	5.5	1	96.7	\$ 414.10	\$ 504.10
2280	48"	Round	5.0	1	68.0	\$ 451.45	\$ 531.45
2286	60"	Round	7.6	1	79.0	\$ 527.80	\$ 652.80



2250

Standard Worksurface: Laminate With T-Mold Edge Fixed Height: 29"

3/4" MDF Core Top Thickness

1.5" x 1.5" Leg Size 1" x 2" Apron

Epoxy Resin Tops Available - Call for Pricing

Add for the following options (per unit):

Two 4" casters

Adjustable leg inserts (24" - 34")

PermaTuff edge (black only) - 2204

PermaTuff edge (black only) - 2205

PermaTuff edge (black only) - 2210

PermaTuff edge (black only) - 2215

PermaTuff edge (black only) - 2220

PermaTuff edge (black only) - 2225

PermaTuff edge (black only) - 2230

PermaTuff edge (black only) - 2232

PermaTuff edge (black only) - 2235

PermaTuff edge (black only) - 2240

PermaTuff edge (black only) - 2246

PermaTuff edge (black only) - 2247

PermaTuff edge (black only) - 2248

PermaTuff edge (black only) - 2250

PermaTuff edge (black only) - 2260

PermaTuff edge (black only) - 2280

PermaTuff edge (black only) - 2286

Always ships fully cartoned

Options

\$ 59.00

\$ 23.85

\$ 25.70

\$ 28.00

\$ 28.00

\$ 32.70

\$ 30.35

\$ 37.35

\$ 35.00

\$ 30.35

\$ 32.65

\$ 37.35

\$ 30.35

\$ 35.00

\$ 37.35

\$ 39.65

\$ 42.00

\$ 29.35

\$ 36.65

Catalyst™ Tables

1 1/8" Standard Catalyst Table



2350

Model	Top Size	Shape	Cubes Each	Units Per	Lbs Each	Laminate	Special
			Ctn	Ctn	Ctn		Laminate
2304	30" x 36"	Rectangle	2.3	1	58.0	\$ 362.40	\$ 399.90
2305	36" x 36"	Square	2.8	1	65.0	\$ 376.95	\$ 421.95
2310	24" x 48"	Rectangle	2.6	1	61.6	\$ 392.45	\$ 432.45
2315	42" x 42"	Square	3.8	1	67.4	\$ 407.50	\$ 468.75
2320	30" x 48"	Rectangle	3.1	1	76.9	\$ 388.40	\$ 438.40
2325	48" x 48"	Square	5.0	1	123.0	\$ 441.05	\$ 496.85
2330	30" x 60"	Rectangle	3.9	1	95.8	\$ 383.85	\$ 446.35
2332	24" x 54"	Rectangle	2.9	1	75.0	\$ 367.85	\$ 412.85
2335	24" x 60"	Rectangle	3.2	1	87.9	\$ 376.30	\$ 426.30
2340	36" x 60"	Rectangle	4.6	1	112.9	\$ 408.70	\$ 483.70
2346	18" x 60"	Rectangle	2.5	1	63.6	\$ 383.70	\$ 421.20
2347	18" x 72"	Rectangle	2.9	1	74.0	\$ 392.35	\$ 437.35
2348	24" x 72"	Rectangle	3.7	1	91.9	\$ 416.85	\$ 476.85
2350	30" x 72"	Rectangle	4.6	1	114.8	\$ 418.60	\$ 493.60
2360	36" x 72"	Rectangle	5.5	1	129.6	\$ 421.25	\$ 511.25
2380	48"	Round	5.0	1	75.0	\$ 475.80	\$ 555.80
2386	60"	Round	7.6	1	82.0	\$ 552.05	\$ 677.05

Standard Worksurface: Laminate With T-Mold Edge Fixed Height: 29"

1 1/8" Particle Board Core Top Thickness

1.5" x 1.5" Leg Size 1" x 2" Apron

Epoxy Resin Tops Available - Call for Pricing

Add for the following options (per unit):

Two 4" casters

Adjustable leg inserts (24" - 34")

PermaTuff edge (black only) - 2304

PermaTuff edge (black only) - 2305

PermaTuff edge (black only) - 2310

PermaTuff edge (black only) - 2315

PermaTuff edge (black only) - 2320

PermaTuff edge (black only) - 2325

PermaTuff edge (black only) - 2330

PermaTuff edge (black only) - 2332

PermaTuff edge (black only) - 2335

PermaTuff edge (black only) - 2340

PermaTuff edge (black only) - 2346

PermaTuff edge (black only) - 2347

PermaTuff edge (black only) - 2348

PermaTuff edge (black only) - 2350

PermaTuff edge (black only) - 2360

PermaTuff edge (black only) - 2380

PermaTuff edge (black only) - 2386

Always ships fully cartoned

Options

\$ 59.00

\$ 23.85

\$ 40.35

\$ 44.00

\$ 44.00

\$ 51.35

\$ 47.70

\$ 58.70

\$ 55.00

\$ 47.70

\$ 51.35

\$ 58.70

\$ 47.70

\$ 55.00

\$ 58.70

\$ 62.35

\$ 66.00

\$ 46.10

\$ 57.60

COMBOS, CHAIR DESKS, DESKS AND TABLES
ARE SOLD IN FULL CARTON QUANTITIES ONLY
ALL PRICES ARE PER UNIT



Catalyst™ Tables

3/4" Heavy Duty Catalyst Table

Model	Top Size	Shape	Cubes Each Ctn	Units Per Ctn	Lbs Each Ctn	Laminate	Special Laminate
3204	30" x 36"	Rectangle	3.2	1	50.0	\$ 390.10	\$ 427.60
3205	36" x 36"	Square	3.9	1	60.0	\$ 404.65	\$ 449.65
3210	24" x 48"	Rectangle	3.6	1	53.3	\$ 410.45	\$ 450.45
3215	42" x 42"	Square	5.3	1	58.1	\$ 435.20	\$ 496.45
3220	30" x 48"	Rectangle	4.3	1	66.3	\$ 416.15	\$ 466.15
3225	48" x 48"	Square	7.0	1	100.0	\$ 468.75	\$ 524.55
3230	30" x 60"	Rectangle	5.4	1	79.5	\$ 424.15	\$ 486.65
3232	24" x 54"	Rectangle	4.0	1	63.4	\$ 417.75	\$ 462.75
3235	24" x 60"	Rectangle	4.4	1	73.1	\$ 426.95	\$ 476.95
3240	36" x 60"	Rectangle	6.4	1	92.4	\$ 466.95	\$ 541.95
3246	18" x 60"	Rectangle	3.5	1	55.5	\$ 431.05	\$ 468.55
3247	18" x 72"	Rectangle	4.1	1	64.7	\$ 441.45	\$ 486.45
3248	24" x 72"	Rectangle	5.1	1	83.2	\$ 444.50	\$ 504.50
3250	30" x 72"	Rectangle	6.5	1	94.5	\$ 449.85	\$ 524.85
3260	36" x 72"	Rectangle	7.6	1	105.4	\$ 483.10	\$ 573.10
3280	48"	Round	7.0	1	74.0	\$ 503.50	\$ 583.50
3286	60"	Round	10.6	1	88.0	\$ 579.75	\$ 704.75



Standard Worksurface: Laminate With T-Mold Edge Fixed Height: 29"

3/4" MDF Core Top Thickness

2" x 2" Leg Size 1" x 3" Apron

Epoxy Resin Tops Available - Call for Pricing

Add for the following options (per unit):

Two 4" casters

Adjustable leg inserts (24" - 34")

PermaTuff edge (black only) - 3204

PermaTuff edge (black only) - 3205

PermaTuff edge (black only) - 3210

PermaTuff edge (black only) - 3215

PermaTuff edge (black only) - 3220

PermaTuff edge (black only) - 3225

PermaTuff edge (black only) - 3230

PermaTuff edge (black only) - 3232

PermaTuff edge (black only) - 3235

PermaTuff edge (black only) - 3240

PermaTuff edge (black only) - 3246

PermaTuff edge (black only) - 3247

PermaTuff edge (black only) - 3248

PermaTuff edge (black only) - 3250

PermaTuff edge (black only) - 3260

PermaTuff edge (black only) - 3280

PermaTuff edge (black only) - 3286

Always ships fully cartoned

Options

\$ 59.00

\$ 23.85

\$ 25.70

\$ 28.00

\$ 28.00

\$ 32.70

\$ 30.35

\$ 37.35

\$ 35.00

\$ 30.35

\$ 32.65

\$ 37.35

\$ 30.35

\$ 35.00

\$ 37.35

\$ 39.65

\$ 42.00

\$ 29.35

\$ 36.65

Catalyst™ Tables

1 1/8" Heavy Duty Catalyst Table



Model	Top Size	Shape	Cubes Each		Units Per		Lbs Each		Special Laminate
			Ctn	Ctn	Ctn	Ctn	Laminate	Laminate	
3304	30" x 36"	Rectangle	3.2	1	63.0	\$ 414.45	\$ 451.95		
3305	36" x 36"	Square	3.9	1	68.9	\$ 428.95	\$ 473.95		
3310	24" x 48"	Rectangle	3.6	1	67.1	\$ 447.30	\$ 487.30		
3315	42" x 42"	Square	5.3	1	71.5	\$ 459.50	\$ 520.75		
3320	30" x 48"	Rectangle	4.3	1	80.2	\$ 440.45	\$ 490.45		
3325	48" x 48"	Square	7.0	1	131.1	\$ 493.10	\$ 548.90		
3330	30" x 60"	Rectangle	5.4	1	102.8	\$ 438.75	\$ 501.25		
3332	24" x 54"	Rectangle	4.0	1	81.0	\$ 422.40	\$ 467.40		
3335	24" x 60"	Rectangle	4.4	1	94.4	\$ 435.25	\$ 485.25		
3340	36" x 60"	Rectangle	6.4	1	120.6	\$ 475.95	\$ 550.95		
3346	18" x 60"	Rectangle	3.5	1	70.0	\$ 443.15	\$ 480.65		
3347	18" x 72"	Rectangle	4.1	1	81.1	\$ 451.85	\$ 496.85		
3348	24" x 72"	Rectangle	5.1	1	95.1	\$ 468.85	\$ 528.85		
3350	30" x 72"	Rectangle	6.5	1	123.0	\$ 471.50	\$ 546.50		
3360	36" x 72"	Rectangle	7.6	1	138.2	\$ 490.30	\$ 580.30		
3380	48"	Round	7.0	1	81.0	\$ 527.80	\$ 607.80		
3386	60"	Round	10.6	1	91.0	\$ 604.05	\$ 729.05		

Standard Worksurface: Laminate With T-Mold Edge Fixed Height: 29"

1 1/8" Particle Board Core Top Thickness

2" x 2" Leg Size 1" x 3" Apron

Epoxy Resin Tops Available - Call for Pricing

Add for the following options (per unit):

Two 4" casters

Adjustable leg inserts (24" - 34")

PermaTuff edge (black only) - 3304

PermaTuff edge (black only) - 3305

PermaTuff edge (black only) - 3310

PermaTuff edge (black only) - 3315

PermaTuff edge (black only) - 3320

PermaTuff edge (black only) - 3325

PermaTuff edge (black only) - 3330

PermaTuff edge (black only) - 3332

PermaTuff edge (black only) - 3335

PermaTuff edge (black only) - 3340

PermaTuff edge (black only) - 3346

PermaTuff edge (black only) - 3347

PermaTuff edge (black only) - 3348

PermaTuff edge (black only) - 3350

PermaTuff edge (black only) - 3360

PermaTuff edge (black only) - 3380

PermaTuff edge (black only) - 3386

Always ships fully cartoned

Options

\$ 59.00

\$ 23.85

\$ 40.35

\$ 44.00

\$ 44.00

\$ 51.35

\$ 47.70

\$ 58.70

\$ 55.00

\$ 47.70

\$ 51.35

\$ 58.70

\$ 47.70

\$ 55.00

\$ 58.70

\$ 62.35

\$ 66.00

\$ 46.10

\$ 57.60

Accessories

Chair Dollies

Model	Description	Cubes Per Ctn	Units Per Ctn	Lbs Each Ctn
0160	2-wheel	11.3	1	21.3
016U	2-wheel	11.3	1	31.0
0161	4-wheel for CS17 Chairs	7.7	2	29.0
0162	4-wheel for DS0A Chairs	5.0	1	20.0
0167	4-wheel	8.0	1	29.0
0168	4-wheel	1.3	5	17.0
0169	4-wheel for A+/Collegiate	1.6	5	16.0

Available in black only

Speaker and Demonstration Stands

Model	Height	Top Size	Cubes Each Ctn	Units Per Ctn	Lbs Each Ctn
5915	36" - 48"	18" x 24"	7.0	1	23.9
2500	27" - 40"	18" x 30"	18.3	1	56.4

2500 - Includes 4 casters

Add for the following options (per unit):

Special laminate (Wilsonart non-premium only) - 2500 only
Always ships fully cartoned

Pop-Up Power / Communication Terminal

Model	Cubes Per Ctn	Units Per Ctn	Lbs Each Ctn
PCS5	1.0	1	2.5

Available in black only
Always ships fully cartoned

Sliding Keyboard

Model	Cubes Per Ctn	Units Per Ctn	Lbs Each Ctn
00KA	2.0	1	12.0
00KB	1.5	1	12.0

Available in black only
00KA requires 25¾" width for installation; 00KB requires 24½" width for installation
Holds regular or extended keyboard
Mouse pad extends from left or right on 00KB
Always ships fully cartoned

Wire Management Tray and Modesty Panel

Model	Height	Length	Cubes Per Ctn	Units Per Ctn	Lbs Each Ctn
WMP3	9"	21"	0.4	2	3.0
WMP4	9"	33"	0.5	2	4.3
WMP5	9"	45"	0.6	2	6.2
WMP6	9"	57"	0.7	2	7.7
WMT2	3"	21"	0.2	2	2.0
WMT3	3"	21"	0.2	2	2.0
WMT4	3"	33"	0.2	2	3.0
WMT5	3"	45"	0.3	2	3.7
WMT6	3"	57"	0.4	2	4.0
WMT7	2 1/8" x 1 5/16"	18"	0.3	2	2.5
WMT8	2 1/8" x 1 5/16"	24"	0.3	2	3.5

WMT2 is union tray that connects trays from table-to-table
Available in black only
Always ships fully cartoned

Price
\$ 139.25
\$ 303.35
\$ 249.25
\$ 279.70
\$ 240.65
\$ 97.50
\$ 104.50



Price
\$ 235.55
\$ 366.75



Options
\$ 36.25



Price
\$ 217.50

Price
\$ 200.00
\$ 200.00



Price
\$ 65.20
\$ 78.30
\$ 84.80
\$ 93.90
\$ 42.60
\$ 43.90
\$ 49.75
\$ 55.40
\$ 61.20
\$ 21.10
\$ 23.60



Accessories/Replacement Parts

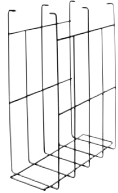


00GT

3" Wire Grommet

Model	Description	Units Per Ctn	Lbs Each Ctn	Price
00GT	3" Round	1	0.1	\$ 23.50

Available in black only
Retro-fit to any table
Always ships fully cartoned



CPU1



CPU

CPU Holder

Model	Cubes Each Ctn	Units Per Ctn	Lbs Each Ctn	Price
CPU1	1.6	2	6.5	\$ 91.35
CPU	0.7	1	8.2	\$ 97.85

Available in black only
CPU1 Dimensions: 18³/₄" height x 9¹/₂" width x 17¹/₂" length
Always ships fully cartoned

0021



0022



0023



Book Boxes for Tables and Desks

Model	# Boxes	Dimensions	Cubes Per Ctn	Lbs Each Ctn	Price
0021	Single	14 ¹ / ₂ " x 13 ⁵ / ₈ " x 4 ¹ / ₂ "	0.6	4.6	\$ 48.35
0022	Double	30 ¹ / ₈ " x 13 ¹ / ₂ " x 4 ¹ / ₂ "	1.2	8.6	\$ 71.10
0023	Triple	42 ¹ / ₄ " x 13 ¹ / ₂ " x 4 ¹ / ₂ "	1.2	11.5	\$ 94.05
0025	Double	32 ¹ / ₄ " x 17 ⁵ / ₈ " x 4 ¹ / ₂ "	1.2	10.8	\$ 80.45
0028	Wire Box	Box used on 94B6			\$ 68.30

Always ships fully cartoned

1200 Series Table Legs With Hardware

Model	Leg Height	Fits Table	Units Per Ctn	Lbs Each Ctn	Paint Ctn	Chrome Ctn
0341	25" - 34" With Chrome Inserts	1200 Series	1	10.0	\$ 120.70	\$ 130.35
0343	18" - 27" With Chrome Inserts	1200 Series	1	10.0	\$ 87.35	\$ 96.10
0344	22" - 29" With Chrome Inserts	1200 Series	1	12.0	\$ 58.20	\$ 66.95
0345	29" Fixed Height	1200 Series	1	10.0	\$ 94.30	\$ 103.05

Replacement Parts

Replacement Table Tops

Shape	Top Size	Lbs Each		Special	
		Ctn	Laminate	Laminate	Laminate
Rectangle	18" x 72"	41.0	\$ 265.50	\$ 310.50	
Rectangle	24" x 36"	31.0	\$ 116.45	\$ 146.45	
Rectangle	24" x 48"	44.0	\$ 125.80	\$ 165.80	
Trapezoid	24" x 48"	27.0	\$ 145.60	\$ 185.60	
Rectangle	24" x 60"	56.0	\$ 163.00	\$ 213.00	
Rectangle	24" x 72"	64.0	\$ 180.55	\$ 240.55	
Square	30" x 30"	31.0	\$ 137.45	\$ 168.70	
Rectangle	30" x 36"	36.0	\$ 137.45	\$ 174.95	
Rectangle	30" x 48"	51.0	\$ 137.45	\$ 187.45	
Rectangle	30" x 60"	66.0	\$ 171.20	\$ 233.70	
Trapezoid	30" x 60"	41.0	\$ 176.95	\$ 239.45	
Rectangle	30" x 72"	78.0	\$ 193.30	\$ 268.30	
Rectangle	30" x 96"	85.0	\$ 272.45	\$ 372.45	
Square	36" x 36"	46.0	\$ 154.90	\$ 199.90	
Rectangle	36" x 60"	79.0	\$ 192.10	\$ 267.10	
Rectangle	36" x 72"	95.0	\$ 209.50	\$ 299.50	
Rectangle	36" x 96"	131.0	\$ 294.60	\$ 414.60	
Rectangle	40" x 80"	93.5	\$ 287.35	\$ 398.45	
Square	42" x 42"	66.0	\$ 153.70	\$ 214.95	
Rectangle	42" x 60"	103.0	\$ 232.85	\$ 320.35	
Square	48" x 48"	89.0	\$ 176.95	\$ 256.95	
Kidney	48" x 72"	96.0	\$ 307.40	\$ 427.40	
Horseshoe	48" x 72"	92.0	\$ 365.60	\$ 485.60	
Trapezoid	48" x 96"	139.0	\$ 396.70	\$ 556.70	
Horseshoe	60" x 66"	92.0	\$ 377.25	\$ 514.75	
Round	36"	38.0	\$ 145.60	\$ 190.60	
Round	42"	49.0	\$ 164.20	\$ 225.45	
½ Round	48"	32.0	\$ 129.30	\$ 169.30	
Round	48"	66.0	\$ 176.95	\$ 256.95	
Clover	48"	64.0	\$ 201.45	\$ 281.45	
Round	60"	99.0	\$ 249.20	\$ 374.20	
Flower	60"	99.0	\$ 314.35	\$ 439.35	

Other Replacement Tops

Model	Top Size	Lbs Each		Special		
		Ctn	Solid Plastic	Laminate	Laminate	Plywood
2100	18" x 34"	13.0	N/A	\$ 52.45	\$ 73.70	\$121.40
2500	18" x 30"	14.0	N/A	\$ 60.85	N/A	N/A
7257/58	20½" x 22" x 14"	7.0	N/A	\$ 31.55	\$ 47.20	N/A
Various	18" x 24"	9.0	N/A	\$ 25.10	\$ 40.10	\$ 66.20
Various	20" x 26"	11.0	N/A	\$ 45.75	\$ 63.80	\$ 95.30
Various	21" x 27"	12.0	N/A	\$ 47.50	\$ 67.20	\$101.90
Various	22" x 28"	13.0	N/A	\$ 49.45	\$ 67.50	\$103.85
C503	20" x 24"	11.0	N/A	\$ 40.75	\$ 57.40	\$ 84.30
C800	18" x 48"	18.0	N/A	\$ 64.10	\$ 94.10	\$149.40
C803	20" x 48"	20.0	N/A	\$ 75.70	\$ 98.35	\$162.75
C810	24" x 48"	24.0	N/A	\$ 87.35	\$111.35	\$179.30
Solid Plastic	18" x 24"	12.0	\$ 76.10	N/A	N/A	N/A
Solid Plastic	14" x 19" x 26"	12.0	\$ 78.60	N/A	N/A	N/A
Solid Plastic	20" x 26"	14.0	\$ 99.00	N/A	N/A	N/A
Solid Plastic	20" x 36"	18.0	\$128.10	N/A	N/A	N/A

Teacher's Desk Replacement Tops

Model	Top Size	Cubes Per Ctn	Lbs/Each	Laminate	Special Laminate
D400, T400	30" x 48"	2.9	52.0	\$156.65	\$206.65
D500, T500	30" x 60"	4.3	67.0	\$193.30	\$255.80

Replacement Parts

Uniflex Polypropylene Shell

Model	Description	Lbs/Each	Price
0079	A+ Size Shell, Adult	3.5	\$ 41.95
0078	A Size Shell, Large	3.5	\$ 33.60
0075	B Size Shell, Medium	2.0	\$ 30.00
0071	C/D Size Shell, Small	1.5	\$ 28.80
0090	Collegiate Shell	5.4	\$ 49.10

Discover Polypropylene Shell and Bookbox

Description	Lbs/Each	Price
Discover A+ Size Shell	4.0	\$ 41.15
Discover A Size Shell	3.5	\$ 32.90
Discover B Size Shell	3.0	\$ 29.40
Discover C/D Size Shell	2.0	\$ 28.25
Discover DA0D Bookbox	6.0	\$ 42.75
Discover DAJG A+ Bookbox	8.0	\$ 46.65

Prodigy Polypropylene Shell and Bookbox

Description	Lbs/Each	Price
Prodigy A+ Size Shell	4.5	\$ 54.00
Prodigy A Size Shell	5.0	\$ 44.45
Prodigy B Size Shell	3.5	\$ 35.45
Prodigy C/D Size Shell	2.5	\$ 30.40
Prodigy Bookbox	5.5	\$ 44.30

Stool Tops

Model	Size	Lbs/Each	Price
0801, 0802	13" (Poly)	1.0	\$ 22.20
0804, 0805	13" (Solid Plastic)	5.0	\$ 34.95

Solid Plastic Seats and Backs

Model	Lbs/Each	Price
"A+" Seat	7.0	\$ 56.55
"A" Seat	6.0	\$ 39.05
"B" Seat	4.0	\$ 36.70
"A+" Back	5.0	\$ 37.85
"A" and "B" Back	3.0	\$ 25.10

Miscellaneous Parts

1¼" glide, swivel, nickel plated for 1½" tube (steel or nylon)	\$ 1.50
1¼" glide, swivel, nickel plated for 1½" tube (non-skid)	\$ 1.75
Boot glide	\$ 2.50
Q-ball glide (P/N 62090U-S for 1"; P/N 62010U-S for 1 1/8")	\$ 3.05
Snap-on floor saver glide cap (P/N 629473)	\$ 1.20
Snap-on bevel carpet cap to fit floor saver glide (P/N 62060C)	\$ 1.20
Glide removal tool (P/N 899999)	\$110.65
2" diameter rubber wheel caster for teacher's chair (170990)	\$ 7.00
2" dual wheel nylon free-rolling caster for gas lift chairs (P/N 629324)	\$ 4.65
2" dual wheel rubber free-rolling caster for gas lift chairs (P/N 614200)	\$ 5.85
7" rubber wheels for 2 wheel (0160) dolly (P/N 624600)	\$ 16.35
Gas cylinder for pedestal swivel chair	\$ 23.30
Quick plate for table	\$ 2.40
Paint (spray can): black, chardark, putty or titanium	\$ 21.05
Insert package (student desks)	\$ 34.95
Discover leg set (painted receivers with chrome inserts)	\$ 66.60
2100 modesty panel (poly)	\$ 17.55
CT42 riser set legs (P/N 03RL)	\$ 99.65
Archetype polypropylene bookbox	\$ 35.00

Color Selections

Frame Finish:

Black (7)
Chardark (2)
Chrome (5)
Putty (3)
Titanium (4)

Laminate / Plywood:

Bannister Oak (8)	Wilsonart 7806-60
Beige Nebula (8F)	Wilsonart 4624-60
Flame Soapstone (M2)	Wilsonart 4884-38
Fusion Maple (7M)	Wilsonart 7909-60
Grey Glace (18)	Wilsonart 4142-60
Grey Nebula (69)	Wilsonart 4622-60
Montana Walnut (1L)	Wilsonart 7110T-60
Mystique Marsh (D8)	Wilsonart 4763-60
Mystique Night (F2)	Wilsonart 4760-60
Nepal Teak (72)	Wilsonart 7209-60
Wild Cherry (4S)	Wilsonart 7054-60
Windsor Mahogany (63)	Wilsonart 7039-60
Woodland Rose (16)	Wilsonart 7852-60

Primary Color Laminate:

Green (42)	Wilsonart D365-60
Hollyberry (13)	Wilsonart D307-60
Royal Blue (6H)	Wilsonart D26-60
Yellow (39)	Wilsonart D341-60

Solid Plastic Worksurface:

Beige (4)	Rectangle, 18" x 24"
Grey (K)	Rectangle, 18" x 24"
Sugar Maple (D)	Rectangle, 18" x 24"
Wild Cherry (S)	Rectangle, 18" x 24"

Beige (4)	Rectangle, 20" x 26"
Grey (K)	Rectangle, 20" x 26"
Sugar Maple (D)	Rectangle, 20" x 26"
Wild Cherry (S)	Rectangle, 20" x 26"

Beige (4)	Rectangle, 22" x 28"
Grey (K)	Rectangle, 22" x 28"
Sugar Maple (D)	Rectangle, 22" x 28"
Wild Cherry (S)	Rectangle, 22" x 28"

Beige (4)	Soft Rectangle, 20" x 26"	Prodigy Line
Grey (K)	Soft Rectangle, 20" x 26"	Prodigy Line
Sugar Maple (D)	Soft Rectangle, 20" x 26"	Prodigy Line
Wild Cherry (S)	Soft Rectangle, 20" x 26"	Prodigy Line

Beige (4)	Teaming, 20" x 26"	Prodigy Line
Grey (K)	Teaming, 20" x 26"	Prodigy Line
Sugar Maple (D)	Teaming, 20" x 26"	Prodigy Line
Wild Cherry (S)	Teaming, 20" x 26"	Prodigy Line

*Natural variation of patterns and colors may occur.

Color Selections

Prodigy Shell / Box Colors:

*CALL CUSTOMER SERVICE
FOR LEAD TIMES

Apple Green (9E)*	Onyx (D)
Azure Blue (Z)	Purple (U)
Blueberry (9H)*	Purple Iris (93)*
Cabernet (C)	Ruby Red (V)
Chocolate (91)*	Sunflower (S)
Evergreen (E)	Sunset Orange (9S)*
Indigo (M)	Taupe (T)
Lilac (P)	

Discover Shell / Box Colors:

Apple Green (9E)	Evergreen (E)	Royal Blue (9B)
Azure Blue (Z)	Graphite (G)	Ruby Red (V)
Blueberry (9H)	Indigo (M)	Sunset Orange (9S)
Burgandy (B)	Lilac (P)	Taupe (T)
Chocolate (91)	Onyx (D)	Teal (A)
Emerald Green (9G)	Purple Iris (93)	Yellow (Y)

Archetype Box Colors:

Apple Green (9E)	Evergreen (E)	Royal Blue (9B)
Azure Blue (Z)	Graphite (G)	Ruby Red (V)
Blueberry (9H)	Indigo (M)	Sunset Orange (9S)
Burgandy (B)	Lilac (P)	Taupe (T)
Chocolate (91)	Onyx (D)	Teal (A)
Emerald Green (9G)	Purple Iris (93)	Yellow (Y)

Uniflex Shell Colors:

USE UNIFLEX COLORS
FOR THE COLLEGIATE LINE,
HIGH DENSITY STACKER
AND MODESTY PANEL ON STUDY
MASTER DESK

Burgundy (B)	Purple Iris (93)
Emerald Green (9G)	Royal Blue (9B)
Evergreen (E)	Ruby Red (V)
Graphite (G)	Sand (3)
Gray (K)	Teal (A)
Navy (N)	Yellow (Y)
Onyx (D)	

Solid Plastic Seats / Backs:

Black (8)
Burgundy (B)
Cranberry (C)
Gray (K)
Hunter Green (U)
Navy (N)
Sand (3)
Teal (E)

Fabric / Upholstery:

Black Marble (M)
Carbon Black (L)
Concord (J)
Cordon Bleu (B)
Garden (G)
Grape (W)
Heath (V)
Khaki (F)
Ming Red (R)
Scarlet (S)
Titan Blue (T)

*Natural variation of patterns and colors may occur.

Please Note:

Authorized Dealers:

Artco-Bell products are sold exclusively by authorized dealers. Possession of a price list does not constitute a contract for sale or purchase.

Pricing and Terms:

All pricing is FOB Artco-Bell Corporation and excludes freight, delivery, and installation. All pricing is based on current price book. Discounting will be according to current dealer agreement, unless a quote number is issued. The quote number must be provided at PO submission for discounting to be allowed and the PO must reflect the bid pricing. Failure to include correct quote number and pricing at the time of PO submission, will result in standard negotiated dealer discounting. Pricing in accordance with state or district contractual obligations shall be subject to annual review under conditions of said contract. No contracts will be considered without an escalation clause. All pricing shall be reflective of the current price book, and shall expire upon the release of updated price lists.

Terms are 1% 10 days, net 30 days. Payment must be received within 10 days of invoice date to receive the 1% discount. Customers in arrears with accounts receivable may be placed on "credit hold". "Credit hold" will prevent dealers from receiving or scheduling any shipments until the account is reconciled and current. A late payment fee may be applied to any account that is extended beyond terms.

Order Placement and Acknowledgments:

All orders should be placed with complete information, i.e. color, frame, material, and finish. Incomplete orders will be returned to the dealer on a form showing the missing information and requesting satisfying criteria. Orders will not be processed without complete information. No production will be scheduled until all criteria are met. Product will be built in accordance to lead times when it is entered into our system. When product must be shipped in cartons, a carton quantity must be specified. If a product ships in cartons, in quantities of 5, the order must reflect a correct multiple of that quantity. Orders not specifying a correct multiple will be sent back to the dealer for correction.

All orders are acknowledged via email after they are entered. Acknowledgment shows our interpretation of your order. It is the dealer's responsibility to check quantity and descriptive information for any discrepancies. The acknowledgment states estimated completion, product, and pricing. Please notify Artco-Bell Corporation of any discrepancies immediately.

Change Orders and Cancellations:

Revisions made after production has begun may be subject to a 25% upcharge. Any costs incurred by Artco-Bell Corporation will be passed through to the dealer.

Return and Restock:

Returns must have management approval and shall be accompanied by a "return authorization". Return authorizations expire in 90 days from the date of issue. Product must be in an unused, sellable condition before credit is considered. Return freight shall be the responsibility of the dealer. Restock fees of 25% shall be applied to restocked product.

Shipment Terms:

All orders shall be shipped prepaid, unless specified, by Artco-Bell Corporation's carrier of choice. "Best way" shipping will be used. Pricing on shipments is an estimate and may vary by special charges incurred due to the consignee. These are estimates and additional charges are the responsibility of the dealer. Shipments outside of the continental U.S. should be pre-arranged by the dealer and a service fee of \$100 will be charged to the shipment.

LTL shipments should be dock-to-dock. Any special delivery considerations are the responsibility of the consignee. This includes any accessorial charges billed by the carrier. LTL shipments may also be subject to a packaging surcharge. LTL shipments will incur a 2% product surcharge or a \$10.00 minimum per order. This will be calculated and applied to the order at invoicing.

Delivery dates are the responsibility of the carrier unless otherwise agreed to between Artco-Bell Corporation and the consignee. No expenses will be incurred by Artco-Bell Corporation for missed delivery appointments. Delivery scheduling should be handled between the dealer and the carrier. All expenses incurred due to detention or other factors, caused by the consignee, shall be the responsibility of the dealer. If the delivery location is not ready for receipt of a shipment, all charges incurred by the freight company will be passed on to the dealer. If the shipment returns to Artco-Bell Corporation, the costs for handling and restocking will be billed back to the dealer, along with an administrative fee of 5% of the order total.



Please Note (Cont.):

Shipment Terms (Cont.):

"Live loads" will be charged a service fee of \$150.00 per load. "Prepay & add" loads will be charged a service fee of \$150.00 plus freight charges per load. Containers (40 ft. & 20 ft.) will be assessed a "live load" fee of \$75.00 per load. Artco-Bell Corporation will handle all damages or shortages on "prepay & add loads" and "live loads" as reported according to the guidelines under the Shipment Damages and Shortages sections. Due to dock space, "live loads" must meet appointment times and only four "live loads" will be permitted per day on a "first come - first serve" basis. The carrier will not be guaranteed immediate attention if the appointment is missed. If a "live load" is over one hour late, a late fee of \$100 will be charged to the load. If a "live load" is over two hours late, the \$100 late fee will be charged and the load will be rescheduled for the following day. "Live loads" will take a minimum of 3 hours to load. Artco-Bell Corporation will not be responsible for any expenses incurred by the scheduling dealer if an appointment time is not met. All scheduling and coordination of 3rd party carriers must be arranged by the dealer.

Shipment Damages:

All shipments should be carefully inspected at the time of delivery by the consignee. Any damages should be noted on the bill of lading at the time of delivery. Concealed damage must be reported within 15 days of receipt of shipment. Damaged freight must be held at the point of delivery, along with original packaging to be considered for a claim. Digital photos may be required and will speed up the claims process. Shipments left unopened for a period of more than 15 days will not be considered for claim or replacement. Shipment liability shall cease after 15 days of delivery.

Shipment Shortages:

Shortages not reported within 10 days of shipment receipt will not be honored for a claim. Shortages must be noted on the bill of lading at the time of delivery and reported to Artco-Bell within 10 days for consideration.

Care and Use Instructions:

Products should be used for their intended purpose and inspected on a regular basis to avoid structural failures and possible injury. Inspections should include verifying there are no loose or missing screws, rivets, or other fasteners. Products should also be inspected for cracks, fatigue, or broken welds. Products that have adjustability should be inspected to ensure the fasteners are installed and adjusted properly. Any product showing signs of damage or improper adjustment should be removed from service immediately and the furnishing dealer notified. Repairs should be made with factory authorized parts and methods.

Warranty:

Artco-Bell Corporation extends warranty on products for a period of 15 years from date of original purchase to the original purchaser. Artco-Bell Corporation warrants the products will be free of defects in material and workmanship during this warranty period. Product defects will be repaired or replaced with new or refurbished parts or products at the discretion of Artco-Bell Corporation. All expenses related to the warranty of products, including installation, must be pre-approved by Artco-Bell Corporation. All warranty claims must be accompanied with a copy of the original invoice. Artco-Bell Corporation may require verification of defects including but not limited to pictures of the defect, site inspection, or sample product returned for inspection. Abuse and misuse of product will void any warranty. Normal wear and environmental factors are not covered under this warranty. Unapproved alterations, or alterations performed by an unauthorized individual shall void any warranty. All defective products must be removed from use, unless approved by Artco-Bell. Artco-Bell will not be responsible for damages caused by the use of defective products. To the extent allowed by law, Artco-Bell makes no other warranty either expressed or implied, including any warranty of fitness for a particular purpose. Artco-Bell will not be liable for any consequential or incidental damages. Possible warranty claims need to be reported to Artco-Bell within 90 days of detection. Components such as glides, casters, gas lifts and upholstery material are excluded from this warranty and may be covered by the original manufacturer's warranty.





Artco-Bell Corporation
1302 Industrial Blvd
Temple, TX 76504



763.559.4664
sales@lsi-casework.com
www.lsi-casework.com

800.621.4716
sales@midwestfolding.com
www.midwestfolding.com

877.778.1811
sales@artcobell.com
www.artcobell.com