

Middlesex County

2013

Abstract of Ratables

Middlesex County Board of Taxation

Richard Lorentzen
President

Arthur Haney
Commissioner

Irving Verosloff
Tax Administrator



Michael E. Lachs
Vice President

Kevin P. Egan
Commissioner

Middlesex County Board of Taxation
390 George Street, Suite 220
PO Box 871
New Brunswick, NJ 08903
Phone: 732-745-3350
Fax: 732-745-3767

2013 ABSTRACT OF RATABLES FOR THE COUNTY OF MIDDLESEX

TAXING DISTRICTS	1		2	3	4	5	6
	TAXABLE VALUE						
	(A) LAND	(B) IMPROVEMENTS (INCLUDES PARTIAL EXEMPTIONS & ABATEMENTS)					
01: CARTERET BORO	731,917,500	1,151,465,000	1,883,382,500	30,000	1,883,352,500	2,628,950	1,885,981,450
02: CRANBURY TWP	492,581,500	1,071,780,300	1,564,361,800	22,136,400	1,542,225,400	1,978,191	1,544,203,591
03: DUNELLEN BORO	50,782,000	93,362,050	144,144,050	0	144,144,050	26	144,144,076
04: EAST BRUNSWICK TWP	520,240,500	1,380,827,500	1,901,068,000	529,400	1,900,538,600	2,654,186	1,903,192,786
05: EDISON TWP	3,111,763,500	3,880,250,300	6,992,013,800	2,602,700	6,989,411,100	8,475,734	6,997,886,834
06: HELMETTA BORO	78,846,000	108,028,900	186,874,900	0	186,874,900	207,201	187,082,101
07: HIGHLAND PARK BORO	248,287,500	293,787,600	542,075,100	208,200	541,866,900	40	541,866,940
08: JAMESBURG BORO	77,944,800	157,545,700	235,490,500	0	235,490,500	1,229,449	236,719,949
09: METUCHEN BORO	459,452,400	507,452,800	966,905,200	141,400	966,763,800	2,910,399	969,674,199
10: MIDDLESEX BORO	165,076,300	332,228,000	497,304,300	261,500	497,042,800	673,543	497,716,343
11: MILLTOWN BORO	203,865,900	246,494,800	450,360,700	0	450,360,700	220,058	450,580,758
12: MONROE TWP	967,206,950	2,639,931,191	3,607,138,141	0	3,607,138,141	4,970,634	3,612,108,775
13: NEW BRUNSWICK CITY	361,625,800	852,552,800	1,214,178,600	1,019,700	1,213,158,900	25,000,000	1,238,158,900
14: NORTH BRUNSWICK TWP	793,110,200	1,616,854,800	2,409,965,000	1,675,600	2,408,289,400	3,544,004	2,411,833,404
15: OLD BRIDGE TWP	1,274,609,700	2,116,724,800	3,391,334,500	0	3,391,334,500	4,135,540	3,395,470,040
16: PERTH AMBOY	1,316,519,900	1,918,956,500	3,235,476,400	98,900	3,235,377,500	16,077,715	3,251,455,215
17: PISCATAWAY TWP	571,583,400	1,670,839,350	2,242,422,750	262,500	2,242,160,250	4,808,948	2,246,969,198
18: PLAINSBORO TWP	1,172,883,000	2,496,752,525	3,669,635,525	14,187,900	3,655,447,625	7,299,513	3,662,747,138
19: SAYREVILLE BORO	807,446,700	1,473,583,700	2,281,030,400	7,393,200	2,273,637,200	3,026,874	2,276,664,074
20: SOUTH AMBOY CITY	426,058,400	436,174,600	862,233,000	0	862,233,000	0	862,233,000
21: SOUTH BRUNSWICK TWP	1,375,430,600	2,240,151,800	3,615,582,400	11,560,400	3,604,022,000	8,109,311	3,612,131,311
22: SOUTH PLAINFIELD BOR	424,492,100	976,401,211	1,400,893,311	3,700,700	1,397,192,611	2,055,443	1,399,248,054
23: SOUTH RIVER BORO	111,567,600	301,783,200	413,350,800	0	413,350,800	287,694	413,638,494
24: SPOTSWOOD BORO	354,174,500	386,814,600	740,989,100	0	740,989,100	2,171,116	743,160,216
25: WOODBRIDGE TWP	936,297,400	2,175,146,300	3,111,443,700	8,547,900	3,102,895,800	16,168,267	3,119,064,067
MIDDLESEX	17,033,764,150	30,525,890,327	47,559,654,477	74,356,400	47,485,298,077	118,632,836	47,603,930,913

2013 ABSTRACT OF RATABLES FOR THE COUNTY OF MIDDLESEX

TAXING DISTRICTS	7	8	9		10		11
	GENERAL TAX RATE PER \$100	COUNTY EQUALI- ZATION RATIO	TRUE VALUE		EQUALIZATION		NET VALUATION FOR COUNTY TAX APPORTIONMENT (COL 6-9A+9B -10A+10B)
			(A) UEZ ABATEMENT EXPIRED	(B) CLASS II RAILROADS	(A) AMOUNTS DEDUCTED	(B) AMOUNTS ADDED	
01: CARTERET BORO	2.942	92.53%	0	0		187,405,553	2,073,387,003
02: CRANBURY TWP	1.832	103.85%	0	0	49,217,280		1,494,986,311
03: DUNELLEN BORO	11.771	25.65%	0	0		425,305,386	569,449,462
04: EAST BRUNSWICK TWP	9.600	26.39%	0	0		5,325,814,364	7,229,007,150
05: EDISON TWP	4.576	50.10%	0	0		7,022,786,415	14,020,673,249
06: HELMETTA BORO	2.762	87.05%	0	0		30,645,507	217,727,608
07: HIGHLAND PARK BORO	7.166	39.50%	0	0		834,767,835	1,376,634,775
08: JAMESBURG BORO	5.481	52.18%	0	0		217,249,574	453,969,523
09: METUCHEN BORO	5.389	45.20%	0	0		1,184,939,053	2,154,613,252
10: MIDDLESEX BORO	7.804	34.38%	0	0		959,328,760	1,457,045,103
11: MILLTOWN BORO	4.871	49.81%	0	0		462,404,003	912,984,761
12: MONROE TWP	4.125	54.37%	0	0		3,034,727,905	6,646,836,680
13: NEW BRUNSWICK CITY	5.579	39.87%	0	0		1,882,419,636	3,120,578,536
14: NORTH BRUNSWICK TWP	5.103	55.48%	0	0		1,975,487,616	4,387,321,020
15: OLD BRIDGE TWP	4.421	49.22%	0	0		3,513,434,779	6,908,904,819
16: PERTH AMBOY	2.837	105.34%	0	0	97,311,062		3,154,144,153
17: PISCATAWAY TWP	6.634	36.39%	0	0		3,956,155,290	6,203,124,488
18: PLAINSBORO TWP	2.433	95.02%	0	0		194,840,494	3,857,587,632
19: SAYREVILLE BORO	4.591	48.50%	0	0		2,487,801,842	4,764,465,916
20: SOUTH AMBOY CITY	2.495	99.02%	0	0		11,093,595	873,326,595
21: SOUTH BRUNSWICK TWP	4.528	47.06%	0	0		4,089,352,337	7,701,483,648
22: SOUTH PLAINFIELD BOR	5.387	38.59%	0	0		2,254,295,891	3,653,543,945
23: SOUTH RIVER BORO	6.910	31.19%	0	0		918,317,771	1,331,956,265
24: SPOTSWOOD BORO	2.866	95.35%	0	0		45,491,462	788,651,678
25: WOODBRIDGE TWP	9.390	28.05%	0	0		8,059,600,376	11,178,664,443
MIDDLESEX		%	0	0	146,528,342	49,073,665,444	96,531,068,015

2013 ABSTRACT OF RATABLES FOR THE COUNTY OF MIDDLESEX

TAXING DISTRICT	SECTION 12 - A							
	(i) TOTAL COUNTY TAXES APPORTIONED	(ii) ADJUSTMENTS RESULTING FROM:				(iii) NET COUNTY TAXES APPORTIONED	(iv) MUNICIPAL BUDGET STATE AID	(v) NET COUNTY TAXES APPORTIONED LESS STATE AID (COL. 12 AIII-12AIV-COUNTY BPP ADJUSTMENT)
		(A) EQUAL TABLE APPEALS		(B) APPEALS & CORRECTIONS				
		DEDUCT OVERPAY	ADD UNDERPAY	DEDUCT OVERPAY	ADD UNDERPAY			
01: CARTERET BORO	7,317,720.24	.00	.00	113,738.53	.00	7,203,981.71	.00	7,203,981.71
02: CRANBURY TWP	5,276,338.46	.00	.00	566.74	.00	5,275,771.72	.00	5,275,771.72
03: DUNELLEN BORO	2,009,789.70	.00	.00	2,432.11	.00	2,007,357.59	.00	2,007,357.59
04: EAST BRUNSWICK TWP	25,513,737.59	.00	.00	468,351.46	.00	25,045,386.13	.00	25,045,386.13
05: EDISON TWP	49,483,943.05	.00	.00	1,422,101.32	.00	48,061,841.73	.00	48,061,841.73
06: HELMETTA BORO	768,438.17	.00	.00	216.91	.00	768,221.26	.00	768,221.26
07: HIGHLAND PARK BORO	4,858,633.79	.00	.00	2,998.51	.00	4,855,635.28	.00	4,855,635.28
08: JAMESBURG BORO	1,602,219.92	.00	.00	12,772.21	.00	1,589,447.71	.00	1,589,447.71
09: METUCHEN BORO	7,604,396.56	.00	.00	17,723.42	.00	7,586,673.14	.00	7,586,673.14
10: MIDDLESEX BORO	5,142,430.44	.00	.00	1,868.73	.00	5,140,561.71	.00	5,140,561.71
11: MILLTOWN BORO	3,222,247.97	.00	.00	14,740.53	.00	3,207,507.44	.00	3,207,507.44
12: MONROE TWP	23,459,050.92	.00	.00	368,315.72	.00	23,090,735.20	.00	23,090,735.20
13: NEW BRUNSWICK CITY	11,013,631.64	.00	.00	69,425.68	.00	10,944,205.96	.00	10,944,205.96
14: NORTH BRUNSWICK TWP	15,484,416.45	.00	.00	70,750.12	.00	15,413,666.33	.00	15,413,666.33
15: OLD BRIDGE TWP	24,383,982.60	.00	.00	25,592.75	.00	24,358,389.85	.00	24,358,389.85
16: PERTH AMBOY	11,132,096.65	.00	.00	325,173.40	.00	10,806,923.25	.00	10,806,923.25
17: PISCATAWAY TWP	21,893,032.77	.00	.00	257,293.67	.00	21,635,739.10	.00	21,635,739.10
18: PLAINSBORO TWP	13,614,798.90	.00	.00	1,067.36	.00	13,613,731.54	.00	13,613,731.54
19: SAYREVILLE BORO	16,815,494.94	.00	.00	34,780.35	.00	16,780,714.59	.00	16,780,714.59
20: SOUTH AMBOY CITY	3,082,280.20	.00	.00	17,239.29	.00	3,065,040.91	.00	3,065,040.91
21: SOUTH BRUNSWICK TWP	27,181,275.21	.00	.00	140,608.20	.00	27,040,667.01	.00	27,040,667.01
22: SOUTH PLAINFIELD BOR	12,894,656.15	.00	.00	74,649.85	.00	12,820,006.30	.00	12,820,006.30
23: SOUTH RIVER BORO	4,700,947.44	.00	.00	12,005.08	.00	4,688,942.36	.00	4,688,942.36
24: SPOTSWOOD BORO	2,783,432.30	.00	.00	7,183.46	.00	2,776,248.84	.00	2,776,248.84
25: WOODBRIDGE TWP	39,453,484.81	.00	.00	545,881.47	.00	38,907,603.34	.00	38,907,603.34
MIDDLESEX	340,692,476.87	.00	.00	4,007,476.87	.00	336,685,000.00	.00	336,685,000.00

2013 ABSTRACT OF RATABLES FOR THE COUNTY OF MIDDLESEX

TAXING DISTRICTS	SECTION 12 - B			SECTION 12 - C		
	(A)	(B)	(C)	LOCAL TAXES TO BE RAISED FOR:		
	COUNTY LIBRARY TAXES APPORTIONED	COUNTY HEALTH SERVICE TAXES APPORTIONED	COUNTY OPEN SPACE TAXES APPORTIONED	(i) DISTRICT SCHOOL PURPOSES		
				(A) DISTRICT SCHOOL (adjusted for BPP)	(B) REG. CONSOL. & JOINT SCHOOL (adjusted for BPP)	(C) LOCAL SCHOOL (adjusted for BPP)
01: CARTERET BORO	.00	.00	610,284.35	24,454,943.00	.00	.00
02: CRANBURY TWP	.00	.00	448,442.71	15,913,202.00	.00	.00
03: DUNELLEN BORO	.00	.00	170,611.46	10,058,866.00	.00	.00
04: EAST BRUNSWICK TWP	.00	.00	2,126,996.14	120,095,049.00	.00	.00
05: EDISON TWP	.00	.00	4,067,605.81	189,213,360.00	.00	.00
06: HELMETTA BORO	.00	.00	65,298.08	3,112,972.00	.00	.00
07: HIGHLAND PARK BORO	.00	.00	412,711.50	23,484,568.00	.00	.00
08: JAMESBURG BORO	.00	.00	134,988.74	7,604,931.00	.00	.00
09: METUCHEN BORO	.00	.00	644,738.44	33,087,617.00	.00	.00
10: MIDDLESEX BORO	.00	.00	436,968.92	21,701,153.00	.00	.00
11: MILLTOWN BORO	.00	.00	272,533.41	13,497,458.00	.00	.00
12: MONROE TWP	.00	.00	1,959,553.76	90,721,889.00	.00	.00
13: NEW BRUNSWICK CITY	.00	.00	929,560.61	27,326,592.00	882,862.44	.00
14: NORTH BRUNSWICK TWP	.00	.00	1,309,617.43	76,805,428.00	.00	.00
15: OLD BRIDGE TWP	.00	.00	2,070,187.31	89,456,174.00	.00	.00
16: PERTH AMBOY	.00	.00	913,151.39	23,956,569.00	.00	.00
17: PISCATAWAY TWP	.00	.00	1,837,118.40	84,111,763.00	.00	.00
18: PLAINSBORO TWP	.00	.00	1,157,177.82	60,441,096.00	.00	.00
19: SAYREVILLE BORO	.00	.00	1,426,505.13	57,880,132.00	.00	.00
20: SOUTH AMBOY CITY	.00	.00	260,398.05	8,792,664.00	.00	.00
21: SOUTH BRUNSWICK TWP	.00	.00	2,297,357.84	103,054,079.00	.00	.00
22: SOUTH PLAINFIELD BOR	.00	.00	1,089,549.78	43,138,070.00	.00	.00
23: SOUTH RIVER BORO	.00	.00	398,480.87	15,373,187.00	.00	.00
24: SPOTSWOOD BORO	.00	.00	235,897.69	11,781,247.00	.00	.00
25: WOODBRIDGE TWP	.00	.00	3,304,824.36	165,770,003.00	.00	.00
MIDDLESEX	.00	.00	28,580,560.00	1,320,833,012.00	882,862.44	.00

2013 ABSTRACT OF RATABLES FOR THE COUNTY OF MIDDLESEX

TAXING DISTRICTS	SECTION 12 - C			SECTION 12 - D
	LOCAL TAXES TO BE RAISED FOR:			
	(ii) LOCAL MUNICIPAL PURPOSES			
	(A) MUNICIPAL BUDGET (adjusted for BPP)	(B) MUNICIPAL OPEN SPACE BUDGET	(C) MUNICIPAL LIBRARY BUDGET	TOTAL LEVY ON WHICH TAX RATE IS COMPUTED
01: CARTERET BORO	21,970,659.75	565,129.92	678,466.48	55,483,465.21
02: CRANBURY TWP	5,841,530.15	308,783.94	495,245.00	28,282,975.52
03: DUNELLEN BORO	4,541,875.00	.00	187,797.20	16,966,507.25
04: EAST BRUNSWICK TWP	32,610,447.00	380,638.00	2,439,840.00	182,698,356.27
05: EDISON TWP	73,469,492.38	699,788.68	4,691,904.00	320,203,992.60
06: HELMETTA BORO	1,219,608.64	.00	.00	5,166,099.98
07: HIGHLAND PARK BORO	9,618,707.99	.00	453,358.40	38,824,981.17
08: JAMESBURG BORO	3,492,484.72	.00	152,226.00	12,974,078.17
09: METUCHEN BORO	10,213,648.92	.00	717,902.00	52,250,579.50
10: MIDDLESEX BORO	11,078,254.37	.00	482,579.61	38,839,517.61
11: MILLTOWN BORO	4,663,518.77	.00	304,219.75	21,945,237.37
12: MONROE TWP	30,083,510.32	903,000.00	2,211,113.24	148,969,801.52
13: NEW BRUNSWICK CITY	27,961,763.50	.00	1,025,678.35	69,070,662.86
14: NORTH BRUNSWICK TWP	27,351,000.00	723,550.02	1,454,039.50	123,057,301.28
15: OLD BRIDGE TWP	31,923,049.00	.00	2,302,827.00	150,110,627.16
16: PERTH AMBOY	55,459,994.35	.00	1,086,860.30	92,223,498.29
17: PISCATAWAY TWP	39,417,006.36	.00	2,053,067.00	149,054,693.86
18: PLAINSBORO TWP	12,201,129.85	375,000.00	1,300,218.65	89,088,353.86
19: SAYREVILLE BORO	26,397,000.97	455,332.81	1,566,940.57	104,506,626.07
20: SOUTH AMBOY CITY	9,098,825.00	.00	292,472.00	21,509,399.96
21: SOUTH BRUNSWICK TWP	27,124,979.93	1,444,852.52	2,561,063.00	163,522,999.30
22: SOUTH PLAINFIELD BOR	17,096,230.00	.00	1,223,000.00	75,366,856.08
23: SOUTH RIVER BORO	7,670,100.60	.00	449,822.36	28,580,533.19
24: SPOTSWOOD BORO	6,240,720.78	.00	259,131.71	21,293,246.02
25: WOODBRIDGE TWP	81,179,558.00	.00	3,718,048.47	292,880,037.17
MIDDLESEX	577,925,096.35	5,856,075.89	32,107,820.59	2,302,870,427.27

2013 ABSTRACT OF RATABLES FOR THE COUNTY OF MIDDLESEX

TAXING DISTRICTS	SECTION 13						
	REAL PROPERTY EXEMPT FROM TAXATION						
	(A) PUBLIC SCHOOL	(B) OTHER SCHOOL	(C) PUBLIC PROPERTY	(D) CHURCH AND CHARITABLE	(E) CEMETERIES AND GRAVEYARDS	(F) OTHER EXEMPTS	(G) TOTAL AMOUNT OF EXEMPTS (13A+B+C+D+E+F)
01: CARTERET BORO	35,187,800	0	90,609,300	29,521,200	0	119,866,100	275,184,400
02: CRANBURY TWP	11,399,222	0	28,474,180	5,848,441	625,500	22,106,108	68,453,451
03: DUNELLEN BORO	10,651,000	318,600	2,689,300	3,829,800	0	561,000	18,049,700
04: EAST BRUNSWICK TWP	55,603,000	0	60,631,800	25,951,100	4,859,300	46,296,200	193,341,400
05: EDISON TWP	123,818,600	178,326,500	216,023,900	126,732,900	390,500	157,290,400	802,582,800
06: HELMETTA BORO	0	0	4,056,600	2,604,700	0	275,100	6,936,400
07: HIGHLAND PARK BORO	21,064,000	4,824,600	52,792,600	13,575,900	0	1,171,700	93,428,800
08: JAMESBURG BORO	10,922,200	0	1,956,400	9,484,500	832,700	3,309,500	26,505,300
09: METUCHEN BORO	17,843,100	10,758,000	24,424,300	25,825,400	1,726,900	8,568,000	89,145,700
10: MIDDLESEX BORO	12,332,500	1,179,100	14,339,200	3,909,500	18,300	2,438,600	34,217,200
11: MILLTOWN BORO	9,554,900	4,804,800	11,089,850	9,321,950	0	24,844,100	59,615,600
12: MONROE TWP	72,946,300	6,875,000	61,662,000	6,105,100	301,500	33,568,100	181,458,000
13: NEW BRUNSWICK CITY	61,645,600	577,325,400	241,581,500	382,228,700	7,590,700	298,521,800	1,568,893,700
14: NORTH BRUNSWICK TWP	206,313,800	0	178,589,500	19,839,800	11,208,800	5,615,200	421,567,100
15: OLD BRIDGE TWP	156,155,000	1,878,100	115,855,500	37,453,000	1,137,600	68,449,000	380,928,200
16: PERTH AMBOY	132,441,100	20,076,700	193,282,300	109,906,300	22,596,000	133,767,200	612,069,600
17: PISCATAWAY TWP	95,803,600	453,212,490	43,232,500	41,711,700	8,296,900	57,346,700	699,603,890
18: PLAINSBORO TWP	96,406,600	8,556,000	86,431,100	34,975,800	144,600	461,569,100	688,083,200
19: SAYREVILLE BORO	47,662,400	11,454,700	79,250,000	18,985,800	2,150,000	441,343,200	600,846,100
20: SOUTH AMBOY CITY	5,664,100	1,442,000	59,014,500	25,901,700	2,035,000	32,719,700	126,777,000
21: SOUTH BRUNSWICK TWP	149,524,400	5,700,000	130,272,900	30,727,400	15,763,000	48,344,600	380,332,300
22: SOUTH PLAINFIELD BOR	45,337,500	3,490,400	33,630,400	8,376,400	1,362,200	5,368,700	97,565,600
23: SOUTH RIVER BORO	15,052,300	1,070,000	11,789,100	20,289,300	845,800	1,483,100	50,529,600
24: SPOTSWOOD BORO	29,601,300	4,746,400	18,707,400	9,094,800	1,459,200	1,713,500	65,322,600
25: WOODBRIDGE TWP	86,427,700	2,300,000	200,942,800	33,612,300	52,699,200	87,222,400	463,204,400
MIDDLESEX	1,509,358,022	1,298,338,790	1,961,328,930	1,035,813,491	136,043,700	2,063,759,108	8,004,642,041

2013 ABSTRACT OF RATABLES FOR THE COUNTY OF MIDDLESEX

TAXING DISTRICTS	SECTION 14				SECTION 15	
	AMOUNT OF MISCELLANEOUS REVENUES TO SUPPORT LOCAL BUDGET				DEDUCTIONS ALLOWED	
	(A) SURPLUS REVENUE	(B) MISCELLANEOUS REVENUES ANTICIPATED	(C) RECEIPTS FROM DELINQUENT TAX	(D) TOTAL OF MISCELLANEOUS REVENUES (COL. 14A+B+C)	(A) SENIOR CITIZEN, DISABLED AND SURVIVING SPOUSE	(B) VETERANS AND WIDOWS
01: CARTERET BORO	2,000,000.00	12,754,044.17	860,000.00	15,614,044.17	71,000.00	140,750.00
02: CRANBURY TWP	1,359,922.00	3,448,174.83	151,060.00	4,959,156.83	1,000.00	21,250.00
03: DUNELLEN BORO	237,500.00	1,226,683.86	360,000.00	1,824,183.86	9,000.00	46,500.00
04: EAST BRUNSWICK TWP	2,500,000.00	16,860,462.00	1,555,000.00	20,915,462.00	79,750.00	308,000.00
05: EDISON TWP †	7,124,500.00	32,960,022.44	107,702.00	40,192,224.44	150,750.00	509,250.00
06: HELMETTA BORO	246,000.00	692,514.45	80,000.00	1,018,514.45	4,250.00	16,750.00
07: HIGHLAND PARK BORO	1,200,000.00	2,312,469.61	.00	3,512,469.61	10,250.00	47,750.00
08: JAMESBURG BORO	785,000.00	885,494.32	275,000.00	1,945,494.32	8,500.00	25,750.00
09: METUCHEN BORO	650,000.00	3,428,539.00	675,000.00	4,753,539.00	18,250.00	98,500.00
10: MIDDLESEX BORO	645,000.00	3,546,635.21	794,694.10	4,986,329.31	29,250.00	126,500.00
11: MILLTOWN BORO	200,000.00	2,824,334.13	.00	3,024,334.13	13,750.00	89,250.00
12: MONROE TWP	2,200,000.00	14,648,370.20	1,000,000.00	17,848,370.20	83,750.00	815,750.00
13: NEW BRUNSWICK CITY	1,630,000.00	46,180,818.39	.00	47,810,818.39	28,750.00	53,500.00
14: NORTH BRUNSWICK TWP	3,775,000.00	10,804,910.74	.00	14,579,910.74	45,750.00	142,500.00
15: OLD BRIDGE TWP	6,224,000.00	11,716,102.30	30,000.00	17,970,102.30	119,250.00	382,500.00
16: PERTH AMBOY	1,900,000.00	13,130,709.85	200,000.00	15,230,709.85	69,500.00	100,250.00
17: PISCATAWAY TWP	7,000,000.00	10,425,398.45	1,500,000.00	18,925,398.45	89,250.00	249,750.00
18: PLAINSBORO TWP	4,370,000.00	7,232,556.50	150,000.00	11,752,556.50	4,750.00	48,000.00
19: SAYREVILLE BORO	2,075,000.00	20,821,159.00	1,400,000.00	24,296,159.00	93,000.00	329,000.00
20: SOUTH AMBOY CITY	.00	6,344,068.63	50,000.00	6,394,068.63	19,000.00	61,500.00
21: SOUTH BRUNSWICK TWP	2,200,000.00	14,374,658.06	1,839,000.00	18,413,658.06	36,000.00	157,750.00
22: SOUTH PLAINFIELD BOR	880,000.00	6,590,972.20	1,025,000.00	8,495,972.20	51,750.00	194,750.00
23: SOUTH RIVER BORO	1,482,773.56	6,531,909.78	575,000.00	8,589,683.34	35,250.00	114,500.00
24: SPOTSWOOD BORO	1,056,810.00	1,971,486.98	275,000.00	3,303,296.98	12,500.00	74,000.00
25: WOODBRIDGE TWP	3,066,528.87	42,955,125.00	100,000.00	46,121,653.87	281,000.00	717,250.00
MIDDLESEX	54,808,034.43	294,667,620.10	13,002,456.10	362,478,110.63	1,365,250.00	4,871,250.00

2013 ABSTRACT OF RATABLES FOR THE COUNTY OF MIDDLESEX

ADDENDUM TO ABSTRACT OF RATABLES -- ASSESSED VALUE OF PARTIAL EXEMPTIONS & ABATEMENTS (COLUMN 3)

	(1)	(2)	(3)	(4)	(5)	(6)	(7)	(8)	(9)
TAXING DISTRICTS	POLLUTION CONTROL	FIRE SUPPRESSION	FALLOUT SHELTER	WATER-SEWER FACILITY	RENEWABLE ENERGY	UEZ ABATEMENT	HOME IMPROVEMENT	MULTI-FAMILY DWELLING	CLASS 4 ABATEMENT
01: CARTERET BORO	0	0	0	0	0	0	0	0	0
02: CRANBURY TWP	0	22,136,400	0	0	0	0	0	0	0
03: DUNELLEN BORO	0	0	0	0	0	0	0	0	0
04: EAST BRUNSWICK TWP	0	529,400	0	0	0	0	0	0	0
05: EDISON TWP	0	2,602,700	0	0	0	0	0	0	0
06: HELMETTA BORO	0	0	0	0	0	0	0	0	0
07: HIGHLAND PARK BORO	0	0	0	0	0	0	0	0	0
08: JAMESBURG BORO	0	0	0	0	0	0	0	0	0
09: METUCHEN BORO	0	0	0	0	0	0	0	0	0
10: MIDDLESEX BORO	0	0	0	0	0	0	0	0	0
11: MILLTOWN BORO	0	0	0	0	0	0	0	0	0
12: MONROE TWP	0	0	0	0	0	0	0	0	0
13: NEW BRUNSWICK CITY	0	0	0	0	0	0	0	0	0
14: NORTH BRUNSWICK TWP	0	1,675,600	0	0	0	0	0	0	0
15: OLD BRIDGE TWP	0	0	0	0	0	0	0	0	0
16: PERTH AMBOY	0	0	0	0	0	0	0	0	0
17: PISCATAWAY TWP	0	233,100	0	0	0	0	0	0	0
18: PLAINSBORO TWP	9,785,100	4,402,800	0	0	0	0	0	0	0
19: SAYREVILLE BORO	0	673,000	0	0	0	0	0	0	0
20: SOUTH AMBOY CITY	0	0	0	0	0	0	0	0	0
21: SOUTH BRUNSWICK TWP	0	11,560,400	0	0	0	0	0	0	0
22: SOUTH PLAINFIELD BOR	0	0	0	0	0	0	0	0	0
23: SOUTH RIVER BORO	0	0	0	0	0	0	0	0	0
24: SPOTSWOOD BORO	0	0	0	0	0	0	0	0	0
25: WOODBRIDGE TWP	0	1,784,300	0	0	0	0	0	0	0
MIDDLESEX	9,785,100	45,597,700	0	0	0	0	0	0	0

2013 ABSTRACT OF RATABLES FOR THE COUNTY OF MIDDLESEX

ADDENDUM TO ABSTRACT OF RATABLES -- ASSESSED VALUE OF PARTIAL EXEMPTIONS & ABATEMENTS (CONTINUED)

TAXING DISTRICTS	(10)	(11)	(12)	(13)	(14)	(15)	(16)	(17)
	DWELLING ABATEMENT	DWELLING EXEMPTION	NEW DWELLING CONVERSION ABATEMENT	NEW DWELLING CONVERSION EXEMPTION	MULTI-DWELLING EXEMPTION	MULTI-DWELLING ABATEMENT	COMMERCIAL/ INDUSTRIAL EXEMPTION	TOTAL VALUE
01: CARTERET BORO	0	30,000	0	0	0	0	0	30,000
02: CRANBURY TWP	0	0	0	0	0	0	0	22,136,400
03: DUNELLEN BORO	0	0	0	0	0	0	0	0
04: EAST BRUNSWICK TWP	0	0	0	0	0	0	0	529,400
05: EDISON TWP	0	0	0	0	0	0	0	2,602,700
06: HELMETTA BORO	0	0	0	0	0	0	0	0
07: HIGHLAND PARK BORO	0	208,200	0	0	0	0	0	208,200
08: JAMESBURG BORO	0	0	0	0	0	0	0	0
09: METUCHEN BORO	0	141,400	0	0	0	0	0	141,400
10: MIDDLESEX BORO	0	261,500	0	0	0	0	0	261,500
11: MILLTOWN BORO	0	0	0	0	0	0	0	0
12: MONROE TWP	0	0	0	0	0	0	0	0
13: NEW BRUNSWICK CITY	0	694,700	0	0	0	0	325,000	1,019,700
14: NORTH BRUNSWICK TWP	0	0	0	0	0	0	0	1,675,600
15: OLD BRIDGE TWP	0	0	0	0	0	0	0	0
16: PERTH AMBOY	0	98,900	0	0	0	0	0	98,900
17: PISCATAWAY TWP	0	29,400	0	0	0	0	0	262,500
18: PLAINSBORO TWP	0	0	0	0	0	0	0	14,187,900
19: SAYREVILLE BORO	2,099,700	0	0	0	0	0	4,620,500	7,393,200
20: SOUTH AMBOY CITY	0	0	0	0	0	0	0	0
21: SOUTH BRUNSWICK TWP	0	0	0	0	0	0	0	11,560,400
22: SOUTH PLAINFIELD BOR	0	3,700,700	0	0	0	0	0	3,700,700
23: SOUTH RIVER BORO	0	0	0	0	0	0	0	0
24: SPOTSWOOD BORO	0	0	0	0	0	0	0	0
25: WOODBRIDGE TWP	0	6,763,600	0	0	0	0	0	8,547,900
MIDDLESEX	2,099,700	11,928,400	0	0	0	0	4,945,500	74,356,400

2013 ABSTRACT OF RATABLES FOR THE COUNTY OF MIDDLESEX

ADDENDUM -- EQUALIZED VALUE BASED ON IN LIEU OF TAXES (COL. 10B)

TAXING DISTRICTS	(1)	(2)	(3)	(4)	(5)
	C.12 PL 1977 IN LIEU OF TAX	NJ HOUSING FINANCE AGENCY	URBAN RENEWAL	OTHER	TOTAL
01: CARTERET BORO	0	0	0	0	0
02: CRANBURY TWP	0	0	0	0	0
03: DUNELLEN BORO	0	0	0	0	0
04: EAST BRUNSWICK TWP	0	0	0	0	0
05: EDISON TWP	0	0	0	0	0
06: HELMETTA BORO	0	0	0	0	0
07: HIGHLAND PARK BORO	0	0	0	0	0
08: JAMESBURG BORO	0	0	0	0	0
09: METUCHEN BORO	0	0	0	0	0
10: MIDDLESEX BORO	0	0	0	0	0
11: MILLTOWN BORO	0	0	0	0	0
12: MONROE TWP	0	0	0	0	0
13: NEW BRUNSWICK CITY	0	0	0	0	0
14: NORTH BRUNSWICK TWP	0	0	0	0	0
15: OLD BRIDGE TWP	0	0	0	0	0
16: PERTH AMBOY	0	0	0	0	0
17: PISCATAWAY TWP	0	0	0	0	0
18: PLAINSBORO TWP	0	0	0	0	0
19: SAYREVILLE BORO	0	0	0	0	0
20: SOUTH AMBOY CITY	0	0	0	0	0
21: SOUTH BRUNSWICK TWP	0	0	0	0	0
22: SOUTH PLAINFIELD BOR	0	0	0	0	0
23: SOUTH RIVER BORO	0	0	0	0	0
24: SPOTSWOOD BORO	0	0	0	0	0
25: WOODBRIDGE TWP	0	0	0	0	0
MIDDLESEX	0	0	0	0	0

2013 ABSTRACT OF RATABLES FOR THE COUNTY OF MIDDLESEX

BREAKDOWN OF GENERAL TAX RATE

TAXING DISTRICTS	COUNTY TAX	LIBRARY TAX	HEALTH SERVICE TAX	COUNTY OPEN SPACE TAX	DISTRICT SCHOOL TAX	REGIONAL SCHOOL TAX	LOCAL SCHOOL TAX	MUNICIPAL PURPOSE TAX	MUNICIPAL OPEN SPACE TAX	MUNICIPAL LIBRARY TAX	GENERAL TAX RATE	EFFECTIVE TAX RATE
01: CARTERET BORO	.382	.000	.000	.033	1.297	.000	.000	1.165	.030	.035	2.942	2.676
02: CRANBURY TWP	.342	.000	.000	.030	1.031	.000	.000	.378	.019	.032	1.832	1.892
03: DUNELLEN BORO	1.393	.000	.000	.119	6.979	.000	.000	3.150	.000	.130	11.771	2.979
04: EAST BRUNSWICK TWP	1.316	.000	.000	.112	6.311	.000	.000	1.714	.019	.128	9.600	2.527
05: EDISON TWP	.687	.000	.000	.059	2.704	.000	.000	1.049	.010	.067	4.576	2.284
06: HELMETTA BORO	.411	.000	.000	.035	1.664	.000	.000	.652	.000	.000	2.762	2.373
07: HIGHLAND PARK BORO	.897	.000	.000	.077	4.334	.000	.000	1.775	.000	.083	7.166	2.820
08: JAMESBURG BORO	.672	.000	.000	.058	3.212	.000	.000	1.475	.000	.064	5.481	2.858
09: METUCHEN BORO	.783	.000	.000	.067	3.412	.000	.000	1.053	.000	.074	5.389	2.425
10: MIDDLESEX BORO	1.033	.000	.000	.088	4.361	.000	.000	2.226	.000	.096	7.804	2.666
11: MILLTOWN BORO	.712	.000	.000	.061	2.996	.000	.000	1.035	.000	.067	4.871	2.404
12: MONROE TWP	.640	.000	.000	.055	2.511	.000	.000	.833	.025	.061	4.125	2.241
13: NEW BRUNSWICK CITY	.884	.000	.000	.076	2.208	.071	.000	2.258	.000	.082	5.579	2.213
14: NORTH BRUNSWICK TWP	.640	.000	.000	.055	3.184	.000	.000	1.134	.030	.060	5.103	2.805
15: OLD BRIDGE TWP	.718	.000	.000	.061	2.635	.000	.000	.940	.000	.067	4.421	2.173
16: PERTH AMBOY	.333	.000	.000	.029	.737	.000	.000	1.705	.000	.033	2.837	2.924
17: PISCATAWAY TWP	.963	.000	.000	.082	3.744	.000	.000	1.754	.000	.091	6.634	2.403
18: PLAINSBORO TWP	.372	.000	.000	.032	1.651	.000	.000	.333	.010	.035	2.433	2.309
19: SAYREVILLE BORO	.738	.000	.000	.063	2.543	.000	.000	1.159	.020	.068	4.591	2.193
20: SOUTH AMBOY CITY	.356	.000	.000	.031	1.020	.000	.000	1.055	.000	.033	2.495	2.463
21: SOUTH BRUNSWICK TWP	.749	.000	.000	.064	2.853	.000	.000	.751	.041	.070	4.528	2.123
22: SOUTH PLAINFIELD BOR	.917	.000	.000	.078	3.083	.000	.000	1.222	.000	.087	5.387	2.063
23: SOUTH RIVER BORO	1.134	.000	.000	.097	3.717	.000	.000	1.854	.000	.108	6.910	2.146
24: SPOTSWOOD BORO	.374	.000	.000	.032	1.586	.000	.000	.840	.000	.034	2.866	2.700
25: WOODBRIDGE TWP	1.248	.000	.000	.106	5.315	.000	.000	2.602	.000	.119	9.390	2.620

2013 ABSTRACT OF RATABLES FOR THE COUNTY OF MIDDLESEX

TAXING DISTRICT	SPECIAL TAXING DISTRICTS				
	SPECIAL TAXING DISTRICT	NUMBER OF RATABLES	RATABLE VALUE	BUDGET	SPECIAL DISTRICT RATE
01:CARTERET BORO	SPEC IMPROVEMENT: S01	285	826,744,500	1,400,000.00	.170
01:CARTERET BORO	SPEC IMPROVEMENT: S02	174	770,009,400	340,000.00	.045
04:EAST BRUNSWICK TWP	FIRE DISTRICT: F01	7,683	716,031,288	1,906,000.00	.267
04:EAST BRUNSWICK TWP	FIRE DISTRICT: F02	7,794	962,498,583	907,087.00	.095
04:EAST BRUNSWICK TWP	FIRE DISTRICT: F03	1,740	224,662,915	618,321.00	.276
05:EDISON TWP	GARBAGE DISTRICT: G01	17,266	4,385,139,000	8,770,278.00	.200
07:HIGHLAND PARK BORO	SPEC IMPROVEMENT: S01	132	38,680,500	155,495.61	.402
08:JAMESBURG BORO	FIRE DISTRICT: F01	1,798	236,719,949	416,944.00	.177
12:MONROE TWP	FIRE DISTRICT: F01	4,595	928,505,878	1,209,415.00	.131
12:MONROE TWP	FIRE DISTRICT: F02	8,557	1,308,420,058	3,336,675.00	.256
12:MONROE TWP	FIRE DISTRICT: F03	7,181	1,375,182,829	4,599,829.00	.335
15:OLD BRIDGE TWP	FIRE DISTRICT: F01	2,598	320,782,863	397,927.00	.125
15:OLD BRIDGE TWP	FIRE DISTRICT: F02	6,174	1,158,588,722	1,751,170.00	.152
15:OLD BRIDGE TWP	FIRE DISTRICT: F03	10,046	1,728,762,460	1,442,000.00	.084
15:OLD BRIDGE TWP	FIRE DISTRICT: F04	981	187,320,995	507,794.00	.272
16:PERTH AMBOY	SPEC IMPROVEMENT: S01	270	182,536,100	232,130.00	.128
17:PISCATAWAY TWP	FIRE DISTRICT: F01	5,556	938,652,137	1,198,722.00	.128
17:PISCATAWAY TWP	FIRE DISTRICT: F02	3,980	654,274,837	1,251,002.00	.192
17:PISCATAWAY TWP	FIRE DISTRICT: F03	1,566	148,245,237	295,800.00	.200
17:PISCATAWAY TWP	FIRE DISTRICT: F04	3,277	505,796,987	845,825.00	.168
18:PLAINSBORO TWP	FIRE DISTRICT: F01	5,872	3,662,747,138	1,848,000.00	.050
21:SOUTH BRUNSWICK TWP	FIRE DISTRICT: F01	4,966	956,038,942	719,100.00	.076
21:SOUTH BRUNSWICK TWP	FIRE DISTRICT: F02	7,062	2,037,607,215	828,865.00	.041
21:SOUTH BRUNSWICK TWP	FIRE DISTRICT: F03	2,112	618,485,154	310,000.00	.051
25:WOODBRIE TWP	FIRE DISTRICT: F01	6,490	712,167,100	6,281,313.82	.882
25:WOODBRIE TWP	FIRE DISTRICT: F02	1,557	226,779,800	1,714,455.29	.756
25:WOODBRIE TWP	FIRE DISTRICT: F04	444	70,891,100	537,354.54	.758
25:WOODBRIE TWP	FIRE DISTRICT: F05	4,511	522,406,300	1,525,426.40	.292
25:WOODBRIE TWP	FIRE DISTRICT: F07	3,189	282,762,300	1,846,437.82	.653
25:WOODBRIE TWP	FIRE DISTRICT: F08	930	92,614,700	673,308.87	.727
25:WOODBRIE TWP	FIRE DISTRICT: F09	4,260	524,081,700	1,965,306.38	.375
25:WOODBRIE TWP	FIRE DISTRICT: F10	10	4,387,267	24,437.08	.557
25:WOODBRIE TWP	FIRE DISTRICT: F11	3,224	309,535,000	1,185,519.05	.383
25:WOODBRIE TWP	FIRE DISTRICT: F12	4,049	362,936,600	1,571,515.48	.433
25:WOODBRIE TWP	SPEC IMPROVEMENT: OAK TREE RD		16,624,100	123,700.00	.745
25:WOODBRIE TWP	SPEC IMPROVEMENT: MAIN ST		16,441,300	105,000.00	.639

2013 ABSTRACT OF RATABLES FOR THE COUNTY OF MIDDLESEX

TAXING DISTRICT	ADDENDUM: STATE AID ADJUSTMENT FOR BPP			ADDENDUM: REAP DISTRIBUTION SUMMARY		
	COUNTY	SCHOOL	MUNICIPAL	ELIGIBLE PROPERTY ASSESSMENTS	R.E.A.P. AID	TAX RATE CREDIT
01: CARTERET BORO						
02: CRANBURY TWP						
03: DUNELLEN BORO						
04: EAST BRUNSWICK TWP						
05: EDISON TWP						
06: HELMETTA BORO						
07: HIGHLAND PARK BORO						
08: JAMESBURG BORO						
09: METUCHEN BORO						
10: MIDDLESEX BORO						
11: MILLTOWN BORO						
12: MONROE TWP						
13: NEW BRUNSWICK CITY						
14: NORTH BRUNSWICK TWP						
15: OLD BRIDGE TWP						
16: PERTH AMBOY						
17: PISCATAWAY TWP						
18: PLAINSBORO TWP						
19: SAYREVILLE BORO						
20: SOUTH AMBOY CITY						
21: SOUTH BRUNSWICK TWP						
22: SOUTH PLAINFIELD BOR						
23: SOUTH RIVER BORO						
24: SPOTSWOOD BORO						
25: WOODBRIDGE TWP						
MIDDLESEX						

2013 ABSTRACT OF RATABLES FOR THE COUNTY OF MIDDLESEX

SPECIAL TAXING DISTRICTS					
TAXING DISTRICT	SPECIAL TAXING DISTRICT	NUMBER OF RATABLES	RATABLE VALUE	BUDGET	SPECIAL DISTRICT RATE

Middlesex County Board of Taxation
SR3A Re-Cap for 2013

Taxing District	Class 1	Value Class 1	Class 2	Value Class 2	Class 3A	Value Class 3A	Class 3B	Value Class 3B
1) Carteret Borough	134	50,431,500	5,159	1,064,182,600	0	0	0	0
2) Cranbury Township	65	10,174,400	1,163	703,300,000	52	30,428,100	95	2,867,300
3) Dunellen Borough	35	682,300	1,942	124,567,150	0	0	0	0
4) East Brunswick Township	544	12,615,800	15,861	1,487,937,400	21	2,579,400	50	208,600
5) Edison Township	1,001	130,070,200	25,410	4,492,524,800	0	0	7	21,500
6) Helmetta Borough	39	1,401,100	870	178,707,300	0	0	0	0
7) Highland Park Borough	71	4,941,000	2,933	409,902,700	0	0	0	0
8) Jamesburg Borough	113	2,786,800	1,562	193,488,300	0	0	0	0
9) Metuchen Borough	111	8,719,600	4,581	795,065,000	0	0	0	0
10) Middlesex Borough	162	5,629,100	4,199	390,609,200	0	0	0	0
11) Milltown Borough	56	4,041,500	2,389	392,108,000	0	0	0	0
12) Monroe Township	2,020	89,714,800	18,310	3,020,005,205	153	34,127,200	320	3,461,400
13) New Brunswick City	761	10,833,400	5,333	628,989,900	0	0	0	0
14) North Brunswick Township	808	29,108,500	9,730	1,524,669,700	5	1,182,300	18	101,300
15) Old Bridge Township	864	52,633,000	18,225	2,780,083,800	33	5,344,200	132	4,416,100
16) Perth Amboy City	305	83,460,300	7,627	1,894,458,000	0	0	0	0
17) Piscataway Township	750	32,008,000	13,141	1,477,940,450	9	1,447,300	12	143,600
18) Plainsboro Township	172	29,053,600	5,488	2,111,006,325	17	11,330,300	62	790,000
19) Sayreville Borough	397	40,576,200	12,028	1,720,761,400	1	143,900	2	9,400
20) South Amboy City	120	27,893,100	2,687	734,655,400	0	0	0	0
21) South Brunswick Township	863	88,869,200	12,382	2,332,156,400	79	14,747,300	251	4,449,100
22) South Plainfield Borough	335	16,255,800	7,205	875,415,360	0	0	13	82,500
23) South River Borough	254	3,031,600	4,422	360,459,700	0	0	0	0
24) Spotswood Borough	229	7,019,800	2,541	648,315,500	0	0	0	0
25) Woodbridge Township	801	58,714,800	26,497	2,007,181,700	0	0	0	0
TOTALS:	11,010	800,665,400	211,685	32,348,491,290	370	101,330,000	962	16,550,800

**Middlesex County Board of Taxation
SR3A Re-Cap for 2013**

Taxing District	Class 4A	Value Class 4A	Class 4B	Value Class 4B	Class 4C	Value Class 4C	Total Line Items	Total Assessment Value
1) Carteret Borough	156	202,584,900	80	476,104,400	17	90,049,100	5,546	1,883,352,500
2) Cranbury Township	102	229,943,500	41	564,889,800	1	622,300	1,519	1,542,225,400
3) Dunellen Borough	101	14,244,100	7	3,136,300	7	1,514,200	2,092	144,144,050
4) East Brunswick Township	620	289,821,200	108	87,643,100	10	19,733,100	17,214	1,900,538,600
5) Edison Township	896	1,076,715,300	300	904,392,300	74	385,687,000	27,688	6,989,411,100
6) Helmetta Borough	11	4,250,600	4	1,698,800	1	817,100	925	186,874,900
7) Highland Park Borough	185	47,375,500	9	2,808,400	89	76,839,300	3,287	541,866,900
8) Jamesburg Borough	107	30,893,800	1	700,000	14	7,621,600	1,797	235,490,500
9) Metuchen Borough	358	109,058,500	68	37,736,900	15	16,183,800	5,133	966,763,800
10) Middlesex Borough	199	34,448,100	148	56,511,400	5	9,845,000	4,713	497,042,800
11) Milltown Borough	95	44,501,100	5	8,027,400	5	1,682,700	2,550	450,360,700
12) Monroe Township	174	245,767,236	56	192,150,800	5	21,911,500	21,038	3,607,138,141
13) New Brunswick City	613	333,115,600	97	105,699,400	164	134,520,600	6,968	1,213,158,900
14) North Brunswick Township	410	368,459,600	57	283,655,200	36	201,112,800	11,064	2,408,289,400
15) Old Bridge Township	462	342,230,000	55	44,862,700	25	161,764,700	19,796	3,391,334,500
16) Perth Amboy City	859	466,538,200	113	526,059,800	164	264,861,200	9,068	3,235,377,500
17) Piscataway Township	249	140,251,800	190	483,830,900	24	106,538,200	14,375	2,242,160,250
18) Plainsboro Township	112	1,076,460,500	4	5,968,800	17	420,838,100	5,872	3,655,447,625
19) Sayreville Borough	410	172,343,800	56	177,851,700	23	161,950,800	12,917	2,273,637,200
20) South Amboy City	149	69,338,700	10	24,799,400	8	5,546,400	2,974	862,233,000
21) South Brunswick Township	345	288,138,600	200	786,931,400	17	88,730,000	14,137	3,604,022,000
22) South Plainfield Borough	222	165,630,900	324	321,530,251	3	18,277,800	8,102	1,397,192,611
23) South River Borough	190	24,176,900	26	17,289,900	19	8,392,700	4,911	413,350,800
24) Spotswood Borough	56	59,793,500	5	18,589,800	3	7,270,500	2,834	740,989,100
25) Woodbridge Township	1,102	631,497,000	168	247,252,500	94	158,249,800	28,662	3,102,895,800
TOTALS:	8,183	6,467,578,936	2,132	5,380,121,351	840	2,370,560,300	235,182	47,485,298,077

MIDDLESEX COUNTY TAX ASSESSORS

DISTRICT	ASSESSOR	ADDRESS	TELEPHONE
CARTERET	Charles Heck	Borough of Carteret Municipal Building 61 Cooke Ave., Carteret, NJ, 07008-3046	732-541-3820 x4
CRANBURY	Steven Benner	Township of Cranbury Municipal Building 23-A No. Main St., Cranbury, NJ, 08512-3203	609-395-0900 x235
DUNELLEN	Richard Gianchiglia	Dunellen Borough Municipal Building 355 North Ave., Dunellen, NJ, 08812-1249	732-968-3323
EAST BRUNSWICK	Frank Colon	East Brunswick Township Municipal Building 1 Jean Walling Civic Center PO Box 1081, East Brunswick, NJ, 08816-3529	732-390-6845
EDISON	Victoria Riddle	Edison Township Municipal Building 100 Municipal Blvd., Edison, NJ, 08817-3738	732-248-7211
HELMETTA	Kenneth Pacera	Borough of Helmetta Municipal Building 60 Main Street, PO Box 378, Helmetta, NJ, 08828-1126	732-521-4946 x102
HIGHLAND PARK	Thomas Mancuso	Borough of Highland Park Municipal Building 221 South 5th Ave., Box 1330, Highland Park, NJ, 08904	732-819-3787
JAMESBURG	Kenneth Pacera	Borough of Jamesburg Municipal Building 131 Perrineville Road, Jamesburg, NJ, 08831-1672	732-521-2222 x101
METUCHEN	Anand (Andy) Verma	Borough of Metuchen Municipal Building 500 Main Street, PO Box 592, Metuchen, NJ, 08840	732-632-8540
MIDDLESEX	Frank Betts	Borough of Middlesex Municipal Building 1200 Mountain Ave., Middlesex, NJ, 08846-2037	732-356-7400 x270
MILLTOWN	Eldo Magnani, Jr.	Borough of Milltown Municipal Building 39 Washington Ave., Milltown, NJ, 08850-1219	732-828-2100 x142
MONROE	Mitchell Elias	Township of Monroe Municipal Building 1 Municipal Plaza, Monroe Township, NJ, 08831-1900	732-521-4400
NEW BRUNSWICK	Philip Duchesneau	City of New Brunswick Municipal Building 78 Bayard Street, New Brunswick, NJ, 08901-2113	732-745-5006
NORTH BRUNSWICK	Dianne Walker	Township of North Brunswick Municipal Building 710 Hermann Rd., PO Box 6019, North Brunswick, NJ, 08902-2850	732-247-0922 x465
OLD BRIDGE	Brian Enright	Township of Old Bridge Municipal Building, One Old Bridge Plaza, Old Bridge, NJ, 08857-2497	732-721-5600 x2700
PERTH AMBOY	Joann Jimenez	City of Perth Amboy Municipal Building 260 High Street, Perth Amboy, NJ, 08861-4451	732-826-0290
PISCATAWAY	Lisa E. Stephens	Township of Piscataway Municipal Building 455 Hoes Lane, Piscataway, NJ, 08854-4147	732-562-2328
PLAINSBORO	Thomas Mancuso	Township of Plainsboro Municipal Building 641 Plainsboro Rd, Plainsboro, NJ, 08536-2008	609-799-0909 x324
SAYREVILLE	Joseph J. Kupsch, Jr.	Borough of Sayreville Municipal Building 167 Main Street, Sayreville, NJ, 08872-1149	732-390-7080
SOUTH AMBOY	Brian Enright	City of South Amboy Municipal Building 140 No. Broadway, South Amboy, NJ, 08879-1642	732-525-5986
SOUTH BRUNSWICK	Keith Fasanello	Township of South Brunswick Municipal Building P.O. Box 190, Monmouth Junction, NJ, 08852-0190	732-329-4000 x7239
SOUTH PLAINFIELD	Mary F. Hildebrandt	Borough of South Plainfield Municipal Building 2480 Plainfield Ave., South Plainfield, NJ, 07080-3531	908-226-7622
SOUTH RIVER	Michael Frangella	Borough of South River Municipal Building 48 Washington Street, South River, NJ, 08882-1247	732-257-1999 x123
SPOTSWOOD	Patricia Williams	Borough of Spotswood Municipal Building 77 Summerhill Rd., Spotswood, NJ, 08884-1233	732-251-0700 x835
WOODBIDGE	Richard Duda	Township of Woodbridge Municipal Building 1 Main Street, Woodbridge, NJ, 07095-3352	732-634-4500


MIDDLESEX COUNTY TAX COLLECTORS


DISTRICT	COLLECTOR	ADDRESS	TELEPHONE
CARTERET	Patrick J. DeBlasio	Borough of Carteret Municipal Building 20 Cooke Ave., Carteret, NJ, 07008	732-541-3820- 1-3101
CRANBURY	Ross Maszczaki	Township of Cranbury Municipal Building 23-A No. Main St., Cranbury, NJ, 08512	609-395-0900 x228
DUNELLEN	Kimberly Clifford	Dunellen Borough Municipal Building 355 North Ave., Dunellen, NJ, 08812	732-968-1226
EAST BRUNSWICK	Michelle O'Hara	East Brunswick Township Municipal Building 1 Jean Walling Civic Center PO Box 1081, East Brunswick, NJ, 08816-1081	732-390-6835
EDISON	Lina Vallejo	Edison Township Municipal Building 100 Municipal Blvd., Edison, NJ, 08817	732-248-7220
HELMETTA	Denise Jawidzik	Borough of Helmetta Municipal Building 60 Main Street, PO Box 378, Helmetta, NJ, 08828	732-521-4946 x103
HIGHLAND PARK	Kathleen Kovach	Borough of Highland Park Municipal Building 221 South 5th Ave., Box 1330, Highland Park, NJ, 08904	732-819-3786
JAMESBURG	Denise Jawidzik	Borough of Jamesburg Municipal Building 131 Perrineville Road, Jamesburg, NJ, 08831	732-521-2222 x110
METUCHEN	Rebecca Cuthbert	Borough of Metuchen Municipal Building 500 Main Street PO Box 592, Metuchen, NJ, 08840	732-632-8512
MIDDLESEX	Tonya Hubosky	Borough of Middlesex Municipal Building 1200 Mountain Ave., Middlesex, NJ, 08846	732-356-7400 x242
MILLTOWN	Diane M. Wagner	Borough of Milltown Municipal Building 39 Washington Ave., Milltown, NJ, 08850	732-828-2100 x129
MONROE	LuAnn McGraw-Russell	Township of Monroe Municipal Building 1 Municipal Plaza, Monroe Township, NJ, 08831	732-521-4400
NEW BRUNSWICK	Marilyn Chetrancolo	City of New Brunswick Municipal Building PO Box 269 New Brunswick, NJ, 08901-2113	732-745-5034
NORTH BRUNSWICK	Laurie Hammarstrom	Township of North Brunswick Municipal Building 710 Hermann Rd., PO Box 6019, North Brunswick, NJ, 08902	732-247-0922 x460
OLD BRIDGE	Dawn Kronowski	Township of Old Bridge Municipal Building, 1 Old Bridge Plaza, Old Bridge, NJ, 08857	732-721-5600 x2950
PERTH AMBOY	Nancy Martin	City of Perth Amboy Municipal Building 260 High Street, Perth Amboy, NJ, 08861	732-826-0290
PISCATAWAY	Paula Ferreira	Township of Piscataway Municipal Building 455 Hoes Lane, Piscataway, NJ, 08854	732-562-2331
PLAINSBORO	Mary Testori	Township of Plainsboro Municipal Building 641 Plainsboro Rd., Box 278, Plainsboro, NJ, 08536	609-799-0909 x320
SAYREVILLE	Donna Brodzinski	Borough of Sayreville Municipal Building 167 Main Street, Sayreville, NJ, 08872	732-390-7040
SOUTH AMBOY	Joanne Katko	City of South Amboy Municipal Building 140 N. Broadway, South Amboy, NJ, 08879	732-525-5924
SOUTH BRUNSWICK	Kathie Gilliland	Township of South Brunswick Municipal Building P.O. Box 190, Monmouth Junction, NJ, 08852	732-329-4000 x7307
SOUTH PLAINFIELD	Kimberly Clifford	Borough of South Plainfield Municipal Building 2480 Plainfield Ave., South Plainfield, NJ, 07080	908-226-7613
SOUTH RIVER	Patrick DeBlasio	Borough of South River Municipal Building 48 Washington Street, South River, NJ, 08882	732-257-1999 x103
SPOTSWOOD	Vacant	Borough of Spotswood Municipal Building 77 Summerhill Rd., Spotswood, NJ, 08884	732-251-0700 x830
WOODBIDGE	Richard Lorentzen	Township of Woodbridge Municipal Building 1 Main Street, Woodbridge, NJ, 07095	732-634-4500

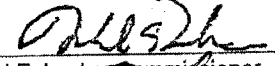
2013 ABSTRACT OF RATABLES FOR THE COUNTY OF MIDDLESEX

Total Amount of Miscellaneous Revenues (included Surplus Revenues Appropriated) for the Support of the County Budget	\$74,276,000.00
Rate per \$100 to be applied to Column 1 1 for apportionment of County Taxes35293557
Net County Taxes Apportioned (Column 12 A iii)	336,685,000.00
* Adjustments (Net Total (Column 12 A i))	4,007,476.87
* Net Overpayments are added to the Net Taxes Apportioned Net Underpayments are deducted from the Net Taxes Apportioned00000000
Rate per \$100 to be applied to Column 1 1 for apportionment of Library Taxes00000000
Rate per \$100 to be applied to Column 1 1 for apportionment of Health Taxes00000000
Rate per \$100 to be applied to Column 1 1 for apportionment of Open Space Taxes03000000
County Percentage Level of Taxable Value of Real Property is 100%	

MIDDLESEX COUNTY BOARD OF TAXATION


Richard Lorentzen, President



Kevin P. Egan, Commissioner


Michael E. Lachs, Commissioner


Arthur Haney, Commissioner

ATTEST: 
Irving Verosloff, Tax Administrator

I hereby certify this to be a true copy of the Abstract of Ratables and Exemptions for the County of MIDDLESEX, State of New Jersey for the year 2013 as filed with me by the MIDDLESEX County Board of Taxation


James T. Phillips
Treasurer