

2020 ABSTRACT OF RATABLES FOR THE COUNTY OF MERCER

TAXING DISTRICTS	1		2	3	4	5	6
	TAXABLE VALUE		TAXABLE VALUE OF LAND AND IMPROVEMENTS (COL 1A+1B)	TOTAL TAXABLE VALUE OF PARTIAL EXEMPTIONS & ABATEMENTS (ASSESSED VAL.)	NET TAXABLE VALUE OF LAND & IMPROVEMENTS (COL 2-3)	TAXABLE VALUE COMMUNICATION EQUIPMENT	NET TAXABLE VALUE (COL 4+5)
	(A) LAND	(B) IMPROVEMENTS (INCLUDES PARTIAL EXEMPTIONS & ABATEMENTS)					
01: EAST WINDSOR TWP	1,183,900,071	1,635,079,279	2,818,979,350	2,315,000	2,816,664,350	4,443,653	2,821,108,003
02: EWING TWP	875,649,700	2,395,054,775	3,270,704,475	2,491,300	3,268,213,175	13,986,162	3,282,199,337
03: HAMILTON TWP	2,574,233,250	6,089,994,090	8,664,227,340	5,828,050	8,658,399,290	27,032,655	8,685,431,945
04: HIGHTSTOWN BORO	146,228,400	245,333,700	391,562,100	159,700	391,402,400	3,284,099	394,686,499
05: HOPEWELL BORO	167,301,060	149,962,440	317,263,500	0	317,263,500	0	317,263,500
06: HOPEWELL TWP	1,568,599,470	2,353,061,000	3,921,660,470	2,040,500	3,919,619,970	5,228,162	3,924,848,132
07: LAWRENCE TWP	1,357,319,200	3,267,678,900	4,624,998,100	1,256,400	4,623,741,700	6,781,547	4,630,523,247
08: PENNINGTON BORO	270,193,200	238,764,900	508,958,100	0	508,958,100	2,026,596	510,984,696
11: TRENTON CITY	505,094,900	1,719,406,710	2,224,501,610	3,387,900	2,221,113,710	16,468,481	2,237,582,191
12: ROBBINSVILLE TWP	1,164,174,740	1,465,842,000	2,630,016,740	4,884,000	2,625,132,740	3,048,065	2,628,180,805
13: WEST WINDSOR TWP	2,256,467,755	3,799,049,549	6,055,517,304	33,421,000	6,022,096,304	11,452,233	6,033,548,537
14: PRINCETON	3,664,915,000	3,526,502,300	7,191,417,300	251,000	7,191,166,300	8,343,297	7,199,509,597
MERCER	15,734,076,746	26,885,729,643	42,619,806,389	56,034,850	42,563,771,539	102,094,950	42,665,866,489

2020 ABSTRACT OF RATABLES FOR THE COUNTY OF MERCER

TAXING DISTRICTS	7	8	9		10		11
	GENERAL TAX RATE PER \$100	COUNTY EQUALI- ZATION RATIO	TRUE VALUE		EQUALIZATION		NET VALUATION FOR COUNTY TAX APPORTIONMENT (COL 6-9A+9B -10A+10B)
			(A) UEZ ABATEMENT EXPIRED	(B) CLASS II RAILROADS	(A) AMOUNTS DEDUCTED	(B) AMOUNTS ADDED	
01: EAST WINDSOR TWP	3.286	92.83%	0	0		226,710,648	3,047,818,651
02: EWING TWP	3.459	101.82%	0	0	21,905,242		3,260,294,095
03: HAMILTON TWP	2.903	94.60%	0	0		530,400,909	9,215,832,854
04: HIGHTSTOWN BORO	4.413	85.44%	0	0		68,957,231	463,643,730
05: HOPEWELL BORO	3.027	94.69%	0	0		18,964,207	336,227,707
06: HOPEWELL TWP	2.883	94.08%	0	0		257,152,650	4,182,000,782
07: LAWRENCE TWP	2.902	94.35%	0	0		299,436,272	4,929,959,519
08: PENNINGTON BORO	2.749	98.33%	0	0		9,508,531	520,493,227
11: TRENTON CITY	5.535	94.96%	1,452,664	0		181,440,120	2,417,569,647
12: ROBBINSVILLE TWP	2.956	92.94%	0	0		201,715,516	2,829,896,321
13: WEST WINDSOR TWP	2.804	88.93%	0	0		759,797,147	6,793,345,684
14: PRINCETON	2.420	82.96%	0	0		1,493,352,040	8,692,861,637
MERCER		%	1,452,664	0	21,905,242	4,047,435,271	46,689,943,854

2020 ABSTRACT OF RATABLES FOR THE COUNTY OF MERCER

SECTION 12 - A

TAXING DISTRICT	(i)	(ii)				(iii)	(iv)	(v)
	TOTAL COUNTY TAXES APPORTIONED	ADJUSTMENTS RESULTING FROM:				NET COUNTY TAXES APPORTIONED	MUNICIPAL BUDGET STATE AID	NET COUNTY TAXES APPORTIONED LESS STATE AID (COL.12 AIII-12AIV-COUNTY BPP ADJUSTMENT)
		(A)		(B)				
		EQUAL TABLE APPEALS		APPEALS & CORRECTIONS				
	DEDUCT OVERPAY	ADD UNDERPAY	DEDUCT OVERPAY	ADD UNDERPAY				
01: EAST WINDSOR TWP	17,603,493.43	.00	.00	4,421.22	.00	17,599,072.21	.00	17,599,072.21
02: EWING TWP	18,830,702.30	.00	.00	41,734.72	.00	18,788,967.58	.00	18,788,967.58
03: HAMILTON TWP	53,228,512.49	.00	.00	48,266.12	.00	53,180,246.37	.00	53,180,246.37
04: HIGHTSTOWN BORO	2,677,898.62	.00	.00	1,019.47	.00	2,676,879.15	.00	2,676,879.15
05: HOPEWELL BORO	1,941,973.23	.00	.00	1,056.69	.00	1,940,916.54	.00	1,940,916.54
06: HOPEWELL TWP	24,154,266.29	.00	.00	40,480.32	.00	24,113,785.97	.00	24,113,785.97
07: LAWRENCE TWP	28,474,302.43	.00	.00	1,477.76	.00	28,472,824.67	.00	28,472,824.67
08: PENNINGTON BORO	3,006,248.12	.00	.00	4,586.21	.00	3,001,661.91	.00	3,001,661.91
11: TRENTON CITY	13,963,321.40	.00	.00	189,936.44	.00	13,773,384.96	.00	13,773,384.96
12: ROBBINSVILLE TWP	16,344,824.61	.00	.00	.00	34,331.73	16,379,156.34	.00	16,379,156.34
13: WEST WINDSOR TWP	39,236,788.61	.00	.00	49,620.63	.00	39,187,167.98	.00	39,187,167.98
14: PRINCETON	50,207,953.74	.00	.00	8,064.42	.00	50,199,889.32	.00	50,199,889.32
MERCER	269,670,285.27	.00	.00	390,664.00	34,331.73	269,313,953.00	.00	269,313,953.00

2020 ABSTRACT OF RATABLES FOR THE COUNTY OF MERCER

TAXING DISTRICTS	SECTION 12 - B			SECTION 12 - C		
	(A)	(B)	(C)	LOCAL TAXES TO BE RAISED FOR:		
	COUNTY LIBRARY TAXES APPORTIONED	COUNTY HEALTH SERVICE TAXES APPORTIONED	COUNTY OPEN SPACE TAXES APPORTIONED	(i) DISTRICT SCHOOL PURPOSES		
				(A) DISTRICT SCHOOL (adjusted for BPP)	(B) REG., CONSOL. & JOINT SCHOOL (adjusted for BPP)	(C) LOCAL SCHOOL (adjusted for BPP)
01: EAST WINDSOR TWP	1,783,186.77	.00	761,769.25	.00	60,335,362.00	.00
02: EWING TWP	1,903,762.27	.00	813,300.72	61,138,304.00	.00	.00
03: HAMILTON TWP	.00	.00	2,301,927.10	122,188,660.00	.00	.00
04: HIGHTSTOWN BORO	271,229.12	.00	115,867.61	.00	9,015,839.00	.00
05: HOPEWELL BORO	.00	.00	84,011.35	.00	5,439,627.00	.00
06: HOPEWELL TWP	2,443,301.77	.00	1,043,757.03	.00	68,288,753.00	.00
07: LAWRENCE TWP	2,884,935.68	.00	1,232,427.54	72,737,886.00	.00	.00
08: PENNINGTON BORO	.00	.00	129,926.54	.00	8,289,804.00	.00
11: TRENTON CITY	.00	.00	596,218.31	23,313,397.00	.00	939,183.76
12: ROBBINSVILLE TWP	1,659,535.99	.00	708,947.86	43,593,179.00	.00	.00
13: WEST WINDSOR TWP	3,970,551.04	.00	1,696,252.82	.00	97,782,958.00	.00
14: PRINCETON	.00	.00	2,172,872.49	85,123,968.00	.00	.00
MERCER	14,916,502.64	.00	11,657,278.62	408,095,394.00	249,152,343.00	939,183.76

2020 ABSTRACT OF RATABLES FOR THE COUNTY OF MERCER

TAXING DISTRICTS	SECTION 12 - C			SECTION 12 - D
	LOCAL TAXES TO BE RAISED FOR:			TOTAL LEVY ON WHICH TAX RATE IS COMPUTED
	(ii) LOCAL MUNICIPAL PURPOSES			
	(A) MUNICIPAL BUDGET (adjusted for BPP)	(B) MUNICIPAL OPEN SPACE BUDGET	(C) MUNICIPAL LIBRARY BUDGET	
01: EAST WINDSOR TWP	12,213,631.87	.00	.00	92,693,022.10
02: EWING TWP	30,872,419.66	.00	.00	113,516,754.23
03: HAMILTON TWP	71,408,677.79	.00	3,039,997.00	252,119,508.26
04: HIGHTSTOWN BORO	5,336,095.80	.00	.00	17,415,910.68
05: HOPEWELL BORO	1,995,593.31	31,726.00	111,557.00	9,603,431.20
06: HOPEWELL TWP	16,070,001.57	1,190,724.00	.00	113,150,323.34
07: LAWRENCE TWP	27,644,378.43	1,389,156.97	.00	134,361,609.29
08: PENNINGTON BORO	2,401,628.07	51,098.47	170,799.54	14,044,918.53
11: TRENTON CITY	84,436,044.00	.00	790,556.84	123,848,784.87
12: ROBBINSVILLE TWP	13,624,020.11	1,708,317.52	.00	77,673,156.82
13: WEST WINDSOR TWP	25,341,524.42	1,198,435.44	.00	169,176,889.70
14: PRINCETON	32,605,857.53	1,224,292.00	2,885,660.05	174,212,537.72
MERCER	323,949,872.56	6,793,750.40	6,998,570.43	1,291,816,846.74

2020 ABSTRACT OF RATABLES FOR THE COUNTY OF MERCER

TAXING DISTRICTS	SECTION 13						
	REAL PROPERTY EXEMPT FROM TAXATION						
	(A) PUBLIC SCHOOL	(B) OTHER SCHOOL	(C) PUBLIC PROPERTY	(D) CHURCH AND CHARITABLE	(E) CEMETERIES AND GRAVEYARDS	(F) OTHER EXEMPTS	(G) TOTAL AMOUNT OF EXEMPTS (13A+B+C+D+E+F)
01: EAST WINDSOR TWP	64,806,500	11,273,300	78,875,900	10,782,500	466,500	78,288,100	244,492,800
02: EWING TWP	116,651,600	736,998,144	767,357,300	92,689,500	7,072,200	85,222,000	1,805,990,744
03: HAMILTON TWP	219,485,200	3,960,400	272,646,400	153,152,200	18,227,000	154,507,800	821,979,000
04: HIGHTSTOWN BORO	50,445,600	60,513,800	18,315,200	15,524,200	1,877,500	1,965,000	148,641,300
05: HOPEWELL BORO	7,174,400	0	7,498,900	6,964,500	380,500	740,300	22,758,600
06: HOPEWELL TWP	60,659,000	11,395,600	206,842,200	225,687,100	2,251,500	31,521,200	538,356,600
07: LAWRENCE TWP	73,722,200	385,602,100	133,377,550	109,379,700	314,500	67,051,100	769,447,150
08: PENNINGTON BORO	9,571,300	6,628,700	11,698,700	11,295,400	1,791,700	18,703,800	59,689,600
11: TRENTON CITY	237,990,699	31,855,800	1,693,849,529	186,886,700	3,977,800	526,312,600	2,680,873,128
12: ROBBINSVILLE TWP	67,405,800	0	104,622,990	50,117,852	1,985,600	99,302,200	323,434,442
13: WEST WINDSOR TWP	247,851,352	29,281,700	273,779,670	78,038,168	28,500	20,832,800	649,812,190
14: PRINCETON	83,420,900	1,820,217,100	274,295,700	158,313,800	4,122,100	50,903,600	2,391,273,200
MERCER	1,239,184,551	3,097,726,644	3,843,160,039	1,098,831,620	42,495,400	1,135,350,500	10,456,748,754

2020 ABSTRACT OF RATABLES FOR THE COUNTY OF MERCER

TAXING DISTRICTS	SECTION 14				SECTION 15	
	AMOUNT OF MISCELLANEOUS REVENUES TO SUPPORT LOCAL BUDGET				DEDUCTIONS ALLOWED	
	(A) SURPLUS REVENUE	(B) MISCELLANEOUS REVENUES ANTICIPATED	(C) RECEIPTS FROM DELINQUENT TAX	(D) TOTAL OF MISCELLANEOUS REVENUES (COL. 14A+B+C)	(A) SENIOR CITIZEN, DISABLED AND SURVIVING SPOUSE	(B) VETERANS AND WIDOWS
01: EAST WINDSOR TWP	3,210,000.00	6,613,968.13	484,000.00	10,307,968.13	15,500.00	67,000.00
02: EWING TWP	1,561,000.00	17,224,655.71	120,000.00	18,905,655.71	34,000.00	199,750.00
03: HAMILTON TWP	3,384,650.00	29,353,828.10	200,000.00	32,938,478.10	132,250.00	688,250.00
04: HIGHTSTOWN BORO	275,000.00	1,919,247.31	200,000.00	2,394,247.31	2,750.00	16,750.00
05: HOPEWELL BORO	304,578.00	827,931.13	95,000.00	1,227,509.13	2,000.00	8,250.00
06: HOPEWELL TWP	1,183,500.00	4,981,427.27	876,000.00	7,040,927.27	7,750.00	81,250.00
07: LAWRENCE TWP	6,850,000.00	15,196,860.59	830,000.00	22,876,860.59	28,000.00	108,750.00
08: PENNINGTON BORO	366,915.00	535,985.34	192,763.82	1,095,664.16	250.00	8,250.00
11: TRENTON CITY	12,240,000.00	123,383,564.78	3,400,000.00	139,023,564.78	90,250.00	90,500.00
12: ROBBINSVILLE TWP	3,193,000.00	7,982,950.62	533,000.00	11,708,950.62	10,750.00	40,500.00
13: WEST WINDSOR TWP	4,112,500.00	12,292,270.58	525,000.00	16,929,770.58	3,250.00	53,750.00
14: PRINCETON	7,200,000.00	20,192,453.75	1,300,000.00	28,692,453.75	4,500.00	54,000.00
MERCER	43,881,143.00	240,505,143.31	8,755,763.82	293,142,050.13	331,250.00	1,417,000.00

2020 ABSTRACT OF RATABLES FOR THE COUNTY OF MERCER

ADDENDUM TO ABSTRACT OF RATABLES -- ASSESSED VALUE OF PARTIAL EXEMPTIONS & ABATEMENTS (COLUMN 3)

TAXING DISTRICTS	(1)	(2)	(3)	(4)	(5)	(6)	(7)	(8)	(9)
	POLLUTION CONTROL	FIRE SUPPRESSION	FALLOUT SHELTER	WATER-SEWER FACILITY	RENEWABLE ENERGY	UEZ ABATEMENT	HOME IMPROVEMENT	MULTI-FAMILY DWELLING	CLASS 4 ABATEMENT
01: EAST WINDSOR TWP	0	2,315,000	0	0	0	0	0	0	0
02: EWING TWP	0	2,491,300	0	0	0	0	0	0	0
03: HAMILTON TWP	0	5,828,050	0	0	0	0	0	0	0
04: HIGHTSTOWN BORO	0	0	0	0	0	0	0	0	0
05: HOPEWELL BORO	0	0	0	0	0	0	0	0	0
06: HOPEWELL TWP	0	2,040,500	0	0	0	0	0	0	0
07: LAWRENCE TWP	0	0	1,256,400	0	0	0	0	0	0
08: PENNINGTON BORO	0	0	0	0	0	0	0	0	0
11: TRENTON CITY	0	8,100	0	0	0	2,146,800	0	0	0
12: ROBBINSVILLE TWP	0	4,884,000	0	0	0	0	0	0	0
13: WEST WINDSOR TWP	0	14,141,600	0	0	19,279,400	0	0	0	0
14: PRINCETON	0	251,000	0	0	0	0	0	0	0
MERCER	0	31,959,550	1,256,400	0	19,279,400	2,146,800	0	0	0

2020 ABSTRACT OF RATABLES FOR THE COUNTY OF MERCER

ADDENDUM TO ABSTRACT OF RATABLES -- ASSESSED VALUE OF PARTIAL EXEMPTIONS & ABATEMENTS (CONTINUED)

TAXING DISTRICTS	(10)	(11)	(12)	(13)	(14)	(15)	(16)	(17)
	DWELLING ABATEMENT	DWELLING EXEMPTION	NEW DWELLING CONVERSION ABATEMENT	NEW DWELLING CONVERSION EXEMPTION	MULTI-DWELLING EXEMPTION	MULTI-DWELLING ABATEMENT	COMMERCIAL/ INDUSTRIAL EXEMPTION	TOTAL VALUE
01: EAST WINDSOR TWP	0	0	0	0	0	0	0	2,315,000
02: EWING TWP	0	0	0	0	0	0	0	2,491,300
03: HAMILTON TWP	0	0	0	0	0	0	0	5,828,050
04: HIGHTSTOWN BORO	159,700	0	0	0	0	0	0	159,700
05: HOPEWELL BORO	0	0	0	0	0	0	0	0
06: HOPEWELL TWP	0	0	0	0	0	0	0	2,040,500
07: LAWRENCE TWP	0	0	0	0	0	0	0	1,256,400
08: PENNINGTON BORO	0	0	0	0	0	0	0	0
11: TRENTON CITY	131,500	410,200	0	0	237,700	0	453,600	3,387,900
12: ROBBINSVILLE TWP	0	0	0	0	0	0	0	4,884,000
13: WEST WINDSOR TWP	0	0	0	0	0	0	0	33,421,000
14: PRINCETON	0	0	0	0	0	0	0	251,000
MERCER	291,200	410,200	0	0	237,700	0	453,600	56,034,850

2020 ABSTRACT OF RATABLES FOR THE COUNTY OF MERCER

ADDENDUM -- EQUALIZED VALUE BASED ON IN LIEU OF TAXES (COL. 10B)

TAXING DISTRICTS	(1)	(2)	(3)	(4)	(5)
	C.12 PL 1977 IN LIEU OF TAX	NJ HOUSING FINANCE AGENCY	URBAN RENEWAL	OTHER	TOTAL
01: EAST WINDSOR TWP	0	0	0	0	0
02: EWING TWP	0	0	0	0	0
03: HAMILTON TWP	0	0	0	0	0
04: HIGHTSTOWN BORO	0	0	0	0	0
05: HOPEWELL BORO	0	0	0	0	0
06: HOPEWELL TWP	0	0	0	0	0
07: LAWRENCE TWP	0	0	0	0	0
08: PENNINGTON BORO	0	0	0	0	0
11: TRENTON CITY	0	0	0	0	0
12: ROBBINSVILLE TWP	0	0	0	0	0
13: WEST WINDSOR TWP	0	0	0	0	0
14: PRINCETON	0	0	0	0	0
MERCER	0	0	0	0	0

2020 ABSTRACT OF RATABLES FOR THE COUNTY OF MERCER

TAXING DISTRICTS	BREAKDOWN OF GENERAL TAX RATE											
	COUNTY TAX	LIBRARY TAX	HEALTH SERVICE TAX	COUNTY OPEN SPACE TAX	DISTRICT SCHOOL TAX	REGIONAL SCHOOL TAX	LOCAL SCHOOL TAX	MUNICIPAL PURPOSE TAX	MUNICIPAL OPEN SPACE TAX	MUNICIPAL LIBRARY TAX	GENERAL TAX RATE	EFFECTIVE TAX RATE
01:EAST WINDSOR TWP	.624	.063	.000	.027	.000	2.139	.000	.433	.000	.000	3.286	3.041
02:EWING TWP	.572	.058	.000	.025	1.863	.000	.000	.941	.000	.000	3.459	3.482
03:HAMILTON TWP	.612	.000	.000	.027	1.407	.000	.000	.822	.000	.035	2.903	2.736
04:HIGHTSTOWN BORO	.678	.069	.000	.030	.000	2.284	.000	1.352	.000	.000	4.413	3.756
05:HOPEWELL BORO	.612	.000	.000	.026	.000	1.715	.000	.629	.010	.035	3.027	2.856
06:HOPEWELL TWP	.614	.064	.000	.027	.000	1.740	.000	.410	.030	.000	2.883	2.706
07:LAWRENCE TWP	.615	.062	.000	.027	1.571	.000	.000	.597	.030	.000	2.902	2.725
08:PENNINGTON BORO	.588	.000	.000	.026	.000	1.622	.000	.470	.010	.033	2.749	2.698
11:TRENTON CITY	.616	.000	.000	.027	1.042	.000	.042	3.773	.000	.035	5.535	5.123
12:ROBBINSVILLE TWP	.623	.063	.000	.027	1.659	.000	.000	.519	.065	.000	2.956	2.745
13:WEST WINDSOR TWP	.649	.066	.000	.028	.000	1.621	.000	.420	.020	.000	2.804	2.490
14:PRINCETON	.697	.000	.000	.030	1.183	.000	.000	.453	.017	.040	2.420	2.004

SPECIAL TAXING DISTRICTS

	ASSESSED VALUATION	TOTAL LEVY	TAX RATE
<u>EAST WINDSOR TWP.</u>			
Garbage District #1	1,843,464,303	2,289,084	0.124
<u>HAMILTON TWP.</u>			
Fire District #1	11,148,239	13,499	0.130
Fire District #2	1,492,442,027	4,332,908	0.300
Fire District #3	606,800,507	4,709,505	0.760
Fire District #4	599,778,127	3,542,001	0.580
Fire District #5	262,201,227	2,055,677	0.770
Fire District #6	1,499,395,227	3,408,714	0.230
Fire District #7	2,523,063,737	4,027,660	0.160
Fire District #8	513,918,927	2,495,850	0.470
Fire District #9	1,176,634,527	4,295,018	0.370
<u>HOPEWELL BORO.</u>			
Fire District #1	317,263,500	214,901	0.070
<u>HOPEWELL TWP.</u>			
Fire District #1	2,405,969,100	2,431,574	0.102
Fire District #2	837,739,670	846,655	0.102
Fire District #3	680,059,562	687,297	0.102
<u>PENNINGTON BORO</u>			
Fire District #1	510,984,696	216,923	0.043

REGIONAL SCHOOL LEVIES

DISTRICT	LEVY
<u>EAST WINDSOR REGIONAL</u>	
East Windsor Twp.	60,335,362.00
Hightstown Boro	9,015,839.00
<u>HOPEWELL VALLEY REGIONAL</u>	
Hopewell Boro	5,439,627.00
Hopewell Twp.	68,288,753.00
Pennington Boro	8,289,804.00
<u>W. WINDSOR - PLAINSBORO REGIONAL</u>	
West Windsor Twp.	97,762,958.00

FISCAL YEAR BUDGETS


The following municipalities operate under a State Fiscal Year (July1 - June 30). Because of the change, the municipal tax levy shown in column 12CIIA reflects a tax levy used to calculate the municipal tax rate for the calendar year tax billing cycle. The final municipal budget amount to be raised by taxes is set in the adopted fiscal year budget. Shown below is the amount for the 2019 - 2020 fiscal year:

TRENTON CITY	\$80,576,373.82
---------------------	------------------------

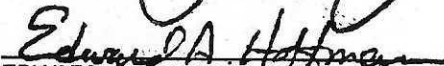
2020 ABSTRACT OF RATABLES FOR THE COUNTY OF MERCER

Total Amount of Miscellaneous Revenues (included Surplus Revenues Appropriated) for the Support of the County Budget	56,472,810.00
Rate per \$100 to be applied to Column 11 for apportionment of County Taxes57757680
Net County Taxes Apportioned (Column 12 A iii)	269,313,953.00
* Adjustments (Net Total (Column 12 A i))	356,332.27
* Net Overpayments are added to the Net Taxes Apportioned Net Underpayments are deducted from the Net Taxes Apportioned	
Rate per \$100 to be applied to Column 11 for apportionment of Library Taxes05852149
Rate per \$100 to be applied to Column 11 for apportionment of Health Taxes00000000
Rate per \$100 to be applied to Column 11 for apportionment of Open Space Taxes02500000
County Percentage Level of Taxable Value of Real Property is 100%	

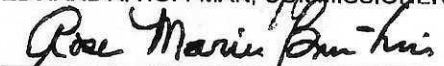
MERCER COUNTY BOARD OF TAXATION




 RICHARD J. CARABELLI, PRESIDENT




 EDWARD A. HOFFMAN, COMMISSIONER



 ROSE MARIE BOWEN-LEWIS, COMMISSIONER



 VICTORIA L. PLUMERI, COMMISSIONER

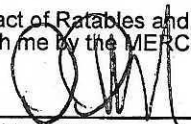


 FAREEDA K. STOKES, COMMISSIONER

ATTEST: 

 TINA M. ROONEY

I hereby certify this to be a true copy of the Abstract of Ratables and Exemptions for the County of MERCER, State of New Jersey for the year 2020 as filed with me by the MERCER County Board of Taxation



 David J. Miller
 Chief Financial Officer