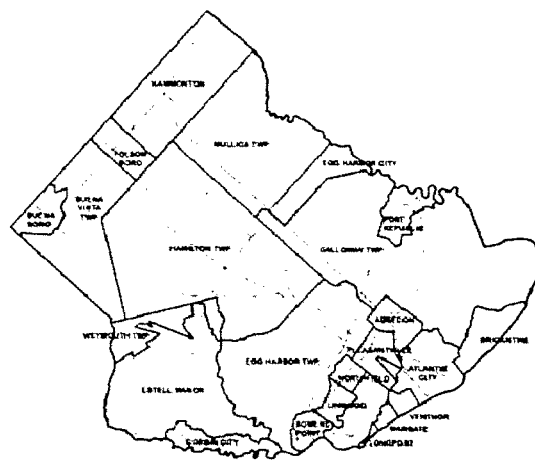


Tom R 9/13/11

ABSTRACT OF RATABLES

ATLANTIC COUNTY

2011



Atlantic County Board of Taxation

5909 Main Street

Mays Landing, New Jersey 08330

(609) 645-5820



Dennis Levinson, County Executive
Gerald DelRosso, County Administrator
William J. Polistina, President
Harry Brown, Commissioner
Theresa Prendergast, Commissioner
Jeffrey Waldman, Commissioner
John Collette, Commissioner
Margaret M. Schott, County Tax Administrator

2011 ATLANTIC COUNTY TAX ASSESSORS & COLLECTORS

TAXING DISTRICT		ASSESSORS	ADDRESSES	PHONE NUMBERS	COLLECTORS	PHONE NUMBERS
01	Absecon City	Brian Conover	Municipal Complex, 500 Mill Rd. Absecon, NJ 08201	609-641-0663x115	Agnes Bambrick	609-641-2762x117
02	Atlantic City	Novellette Robinson	1301 Bacharach Blvd., Rm. 606, Atlantic City, NJ 08401	609-347-5380	Theresa Elberson	609-347-5630
03	Brigantine City	Barabara Saccoccla	City Hall, 1417 W. Brigantine Ave., Brigantine, NJ 08203	609-266-7600x240	Dana Wineland	609-266-7600x231
04	Buena Borough	Dennis Deklerk	Municipal Bldg., 616 Central Ave., Minotola, NJ 08341	856-697-1783	Maryann Coraluzzo	856-697-1783
05	Buena Vista Township	Bernadette E. Leonardi	Route 40, P.O. Box 605, Buena, NJ 08310	856-697-2100*822	Dawn Gorman	856-697-2100
06	Corbin City	Bernadette E. Leonardi	Municipal Bldg., 316 Route 50, Corbin City, NJ 08270	609-628-2673	Beverly Totten	609-628-2673
07	Egg Harbor City	William M. Johnson	500 London Ave., Egg Harbor City, NJ 08215	609-965-4747	Bridget Hayes	609-965-0123
08	Egg Harbor Township	Maryanne Lavner	3515 Bargaintown Rd., Egg Harbor Township, NJ 08234	609-926-4083	Sharon Riley	609-926-4077
09	Estell Manor City	James Mancini	City Hall, P.O. Box 102 Estell Manor, NJ 08319	609-476-2384	Deborah Hample	609-476-2384
10	Folsom Borough	Joseph D. Ingemi	1700 12th St., Route 54, Folsom, NJ 08037	609-561-3507	Bertha Cappuccio	609-561-4374
11	Galloway Township	David T. Jackson	300 E. Jimmie Leeds Rd., Galloway Township, NJ 08205	609-652-3700x228	Albert Stanley	609-652-3700x236
12	Hamilton Township	William M. Johnson	6101 13th St., Rm 203, Mays Landing, NJ 08330	609-625-1671	Renee DeSalvo	609-625-2151
13	Hammonton Town	Mary Joan Wyatt	Town Hall, 100 Central Ave., Hammonton, NJ 08037	609-567-4325x115	Rosemarie F. Jacobs	609-567-4304x120
14	Linwood City	Arthur E. Amonette	City Hall, 400 Poplar Ave., Linwood, NJ 08221	609-926-7973	Carl Wentzell	609-926-7975
15	Longport Borough	Jeffrey Hesley	Borough Hall, 2305 Atlantic Ave., Longport, NJ 08403	609-823-4015	Thomas D. Hiltner	609-823-2731
16	Margate City	Andrew J. Bednarek	City Hall, 1 S. Washington Ave., Margate, NJ 08402	609-822-1950	Thomas D. Hiltner	609-822-2508
17	Müllca Township	Gerard P. Mead	Town Hall, POB 317, White Horse Pike, Elwood, NJ 08217	609-561-7070x19	Bertha Cappuccio	609-561-4499
18	Northfield City	Mark Sykes	City Hall, 1600 Shore Rd., Northfield, NJ 08225	609-641-2832x128	Cindy Ruffo	609-641-2832x126
19	Pleasantville City	Dianne Kelly	City Hall, 18 N. First St., Pleasantville, NJ 08232	609-484-3634	Flor Roman	609-484-3631
20	Port Republic City	William M. Johnson	City Hall, 143 Main St., Port Republic, NJ 08241	609-652-1501	Donna L. O'Brien	609-652-9334
21	Somers Point City	Diane R. Hesley	741 Shore Rd., Somers Point, NJ 08244	609-927-9088x127	Lynn MacEwan	609-9088x141
22	Ventnor City	Judith Weiner	City Hall, 6201 Atlantic Ave., Ventnor, NJ 08406	609-823-7911	Julle Harron	609-823-7971
23	Weymouth Township	Bernadette E. Leonardi	Municipal Bldg., 45 S. Jersey Ave., Dorothy, NJ 08317	609-476-2633x105	Debra D'Amore	609-476-2633x103

2011 ABSTRACT OF TAXABLES FOR THE COUNTY OF ATLANTIC

TAXING DISTRICTS	1		2	3	4	5	6
	TAXABLE VALUE						
	(A)	(B)					
LAND	IMPROVEMENTS (INCLUDES PARTIAL EXEMPTIONS & ABATEMENTS)	TAXABLE VALUE OF LAND AND IMPROVEMENTS (COL 1A+1B)	TOTAL TAXABLE VALUE OF PARTIAL EXEMPTIONS & ABATEMENTS (ASSESSED VAL.)	NET TAXABLE VALUE OF LAND & IMPROVEMENTS (COL 2-3)	TAXABLE VALUE COMMUNICATION EQUIPMENT	NET TAXABLE VALUE (COL 4+5)	
01:ABSECON CITY	482,307,445	546,941,200	1,029,248,645	0	1,029,248,645	1,380,160	1,030,628,805
02:ATLANTIC CITY	7,850,762,500	11,614,009,100	19,464,771,600	16,306,100	19,448,465,500	9,365,428	19,457,830,928
03:BRIGANTINE CITY	3,322,297,900	1,266,624,200	4,588,922,100	0	4,588,922,100	1,764,264	4,590,686,364
04:BUENA BORO	99,487,500	204,586,500	304,074,000	0	304,074,000	1,639,227	305,713,227
05:BUENA VISTA TWP	220,985,400	433,691,200	654,676,600	0	654,676,600	1,386,400	656,063,000
06:CORBIN CITY	9,904,400	23,446,600	33,351,000	0	33,351,000	69,700	33,420,700
07:EGG HARBOR CITY	100,746,000	198,366,700	299,112,700	2,590,800	296,521,900	2,153,629	298,675,529
08:EGG HARBOR TWP	738,929,200	1,831,788,700	2,570,717,900	0	2,570,717,900	6,202,900	2,576,920,800
09:ESTELL MANOR	39,633,100	79,452,500	119,085,600	0	119,085,600	382,112	119,467,712
10:FOLSOM BORO	25,541,300	79,829,000	105,370,300	0	105,370,300	327,372	105,697,672
11:GALLOWAY TWP	1,390,417,400	2,246,282,600	3,636,700,000	0	3,636,700,000	9,156,678	3,645,856,678
12:HAMILTON TWP	725,593,586	1,666,271,900	2,391,865,486	0	2,391,865,486	7,628,595	2,399,494,081
13:HAMMONTON TOWN	208,108,700	641,080,300	849,189,000	2,228,800	846,960,200	3,086,138	850,046,338
14:LINWOOD CITY	301,516,500	490,791,200	792,307,700	0	792,307,700	568,851	792,876,551
15:LONGPORT BORO	1,175,506,300	391,329,900	1,566,836,200	0	1,566,836,200	126,191	1,566,962,391
16:MARGATE CITY	2,224,153,800	1,245,226,500	3,469,380,300	0	3,469,380,300	943,758	3,470,324,058
17:MULLICA TWP	85,441,900	206,123,200	291,565,100	0	291,565,100	832,638	292,397,738
18:NORTHFIELD CITY	330,923,800	654,170,800	985,094,600	0	985,094,600	1,693,246	986,787,846
19:PLEASANTVILLE CITY	326,286,300	729,660,100	1,055,946,400	6,671,200	1,049,275,200	12,920,672	1,062,195,872
20:PORT REPUBLIC CITY	22,252,800	55,231,000	77,483,800	0	77,483,800	312,321	77,796,121
21:SOMERS POINT	258,106,600	429,809,600	687,916,200	0	687,916,200	1,796,796	689,712,996
22:VENTNOR CITY	1,788,036,550	825,647,300	2,613,683,850	0	2,613,683,850	2,500,422	2,616,184,272
23:WEYMOUTH TWP	29,274,000	68,292,200	97,566,200	0	97,566,200	327,200	97,893,400
ATLANTIC	21,756,212,981	25,928,652,300	47,684,865,281	27,796,900	47,657,068,381	66,564,698	47,723,633,079

2011 ABSTRACT OF RATABLES FOR THE COUNTY OF ATLANTIC

TAXING DISTRICTS	7	8	9		10		NET VALUATION FOR COUNTY TAX APPORTIONMENT (COL 6-9A+9B -10A+10B)
	GENERAL TAX RATE PER \$100	COUNTY EQUALIZATION RATIO	TRUE VALUE		EQUALIZATION		
			(A) UEZ ABATEMENT EXPIRED	(B) CLASS II RAILROADS	(A) AMOUNTS DEDUCTED	(B) AMOUNTS ADDED	
01:ABSECON CITY	2.044	108.20%	0	0	76,495,641		954,133,164
02:ATLANTIC CITY	1.947	126.72%	0	0	4,008,940,502		15,448,890,426
03:BRIGANTINE CITY	1.159	110.19%	0	0	421,946,668		4,168,739,696
04:BUENA BORO	2.405	102.72%	0	0	6,075,432		299,637,795
05:BUENA VISTA TWP	1.972	103.87%	0	0	21,933,594		634,129,406
06:CORBIN CITY	2.495	71.26%	0	0		13,558,798	46,979,498
07:EGG HARBOR CITY	2.980	100.52%	0	0		1,807,154	300,482,683
08:EGG HARBOR TWP	4.101	54.17%	0	0		2,198,853,409	4,775,774,209
09:ESTELL MANOR	2.835	62.49%	0	0		71,958,930	191,426,642
10:FOLSOM BORO	2.851	56.28%	0	0		83,425,698	189,123,370
11:GALLOWAY TWP	2.019	102.00%	0	0	65,323,642		3,580,533,036
12:HAMILTON TWP	2.363	92.20%	0	0		209,617,108	2,609,111,189
13:HAMMONTON TOWN	3.463	55.61%	0	0		689,167,377	1,539,213,715
14:LINWOOD CITY	3.784	65.45%	0	0		420,054,880	1,212,931,431
15:LONGPORT BORO	.923	72.38%	0	0		598,948,543	2,165,910,934
16:MARGATE CITY	1.334	86.07%	0	0		566,660,303	4,036,984,361
17:MULLICA TWP	3.969	49.58%	0	0		298,362,400	590,760,138
18:NORTHFIELD CITY	2.658	94.60%	0	0		60,255,166	1,047,043,012
19:PLEASANTVILLE CITY	2.980	88.60%	0	0		144,051,714	1,206,247,586
20:PORT REPUBLIC CITY	3.269	54.00%	0	0		66,369,501	144,165,622
21:SOMERS POINT	4.315	49.01%	0	0		719,935,112	1,409,648,108
22:VENTNOR CITY	1.833	96.50%	0	0		98,795,438	2,714,979,710
23:WEYMOUTH TWP	3.315	54.15%	0	0		83,101,344	180,994,744
ATLANTIC		%	0	0	4,600,715,479	6,324,922,875	49,447,840,475

SECTION 12 - A

TAXING DISTRICT	(i)	(ii)				(iii)	(iv)	(v)
	TOTAL COUNTY TAXES APPORTIONED	ADJUSTMENTS RESULTING FROM:				NET COUNTY TAXES APPORTIONED	MUNICIPAL BUDGET STATE AID	NET COUNTY TAXES APPORTIONED LESS STATE AID (COL.12 AIII-12AIV-COUNTY BPP ADJUSTMENT)
		(A) EQUAL TABLE APPEALS		(B) APPEALS & CORRECTIONS				
		DEDUCT OVERPAY	ADD UNDERPAY	DEDUCT OVERPAY	ADD UNDERPAY			
01:ABSECON CITY	2,942,238.11	.00	.00	16,348.88	.00	2,925,889.23	.00	2,925,889.23
02:ATLANTIC CITY	47,639,381.90	.00	.00	1,704,143.48	.00	45,935,238.42	.00	45,935,238.42
03:BRIGANTINE CITY	12,855,045.05	.00	.00	258,631.27	.00	12,596,413.78	.00	12,596,413.78
04:BUENA BORO	923,986.06	.00	.00	1,614.15	.00	922,371.91	.00	922,371.91
05:BUENA VISTA TWP	1,955,450.01	.00	.00	25,863.12	.00	1,929,586.89	.00	1,929,586.89
06:CORBIN CITY	144,869.58	.00	.00	538.91	.00	144,330.67	.00	144,330.67
07:EGG HARBOR CITY	926,591.42	.00	.00	2,661.65	.00	923,929.77	.00	923,929.77
08:EGG HARBOR TWP	14,726,943.18	.00	.00	206,952.69	.00	14,519,990.49	.00	14,519,990.49
09:ESTELL MANOR	590,297.86	.00	.00	1,469.13	.00	588,828.73	.00	588,828.73
10:FOLSOM BORO	583,195.31	.00	.00	3,389.39	.00	579,805.92	.00	579,805.92
11:GALLOWAY TWP	11,041,205.94	.00	.00	85,416.30	.00	10,955,789.64	.00	10,955,789.64
12:HAMILTON TWP	8,045,655.12	.00	.00	102,901.25	.00	7,942,753.87	.00	7,942,753.87
13:HAMMONTON TOWN	4,746,437.32	.00	.00	19,069.35	.00	4,727,367.97	.00	4,727,367.97
14:LINWOOD CITY	3,740,288.27	.00	.00	35,490.21	.00	3,704,798.06	.00	3,704,798.06
15:LONGPORT BORO	6,678,968.86	.00	.00	34,448.48	.00	6,644,520.38	.00	6,644,520.38
16:MARGATE CITY	12,448,754.21	.00	.00	9,139.28	.00	12,439,614.93	.00	12,439,614.93
17:MULLICA TWP	1,821,713.21	.00	.00	5,956.30	.00	1,815,756.91	.00	1,815,756.91
18:NORTHFIELD CITY	3,228,742.04	.00	.00	20,267.72	.00	3,208,474.32	.00	3,208,474.32
19:PLEASANTVILLE CITY	3,719,677.45	.00	.00	45,649.43	.00	3,674,028.02	.00	3,674,028.02
20:PORT REPUBLIC CITY	444,560.16	.00	.00	.00	.00	444,560.16	.00	444,560.16
21:SOMERS POINT	4,346,898.88	.00	.00	18,261.61	.00	4,328,637.27	.00	4,328,637.27
22:VENTNOR CITY	8,372,119.40	.00	.00	103,876.75	.00	8,268,242.65	.00	8,268,242.65
23:WEYMOUTH TWP	558,129.95	.00	.00	1,892.82	.00	556,237.13	.00	556,237.13
ATLANTIC	152,481,149.29	.00	.00	2,703,982.17	.00	149,777,167.12	.00	149,777,167.12

2011 ABSTRACT OF TAXABLES FOR THE COUNTY OF ATLANTIC

TAXING DISTRICTS	SECTION 12 - B			SECTION 12 - C		
	(A)	(B)	(C)	LOCAL TAXES TO BE RAISED FOR:		
	COUNTY LIBRARY TAXES APPORTIONED	COUNTY HEALTH SERVICE TAXES APPORTIONED	COUNTY OPEN SPACE TAXES APPORTIONED	(i) DISTRICT SCHOOL PURPOSES		
				(A) DISTRICT SCHOOL (adjusted for BPP)	(B) REG., CONSOL. & JOINT SCHOOL (adjusted for BPP)	(C) LOCAL SCHOOL (adjusted for BPP)
01:ABSECON CITY	.00	178,398.95	47,706.66	10,598,160.00	.00	.00
02:ATLANTIC CITY	.00	.00	772,444.52	130,260,523.00	.00	.00
03:BRIGANTINE CITY	1,269,412.92	779,449.69	208,436.98	16,277,981.00	.00	1,537,921.50
04:BUENA BORO	91,241.99	56,024.75	14,981.89	.00	3,805,809.13	.00
05:BUENA VISTA TWP	193,097.22	118,566.28	31,706.47	.00	8,195,460.41	.00
06:CORBIN CITY	14,305.61	8,783.99	2,348.97	510,842.00	.00	.00
07:EGG HARBOR CITY	91,499.26	56,182.72	15,024.13	2,654,405.50	1,345,799.98	.00
08:EGG HARBOR TWP	1,454,259.54	892,949.91	238,788.71	69,101,862.50	.00	.00
09:ESTELL MANOR	58,290.87	35,791.98	9,571.33	2,356,613.00	.00	.00
10:FOLSOM BORO	57,589.50	35,361.32	9,456.17	1,742,324.00	.00	.00
11:GALLOWAY TWP	1,090,299.52	669,469.81	179,026.65	29,048,102.50	15,798,741.94	.00
12:HAMILTON TWP	794,494.19	487,838.30	130,455.56	19,608,987.00	9,952,018.09	.00
13:HAMMONTON TOWN	468,702.27	287,794.33	76,960.69	17,325,426.00	.00	.00
14:LINWOOD CITY	.00	226,787.73	60,646.57	10,936,199.00	6,151,476.22	1,166,526.00
15:LONGPORT BORO	659,536.34	404,970.98	108,295.55	877,770.00	.00	.00
16:MARGATE CITY	.00	754,814.75	201,849.22	10,536,409.00	.00	1,013,625.00
17:MULLICA TWP	179,890.95	110,457.32	29,538.01	3,830,830.00	2,436,916.99	.00
18:NORTHFIELD CITY	.00	195,770.76	52,352.15	9,521,833.53	5,073,676.48	.00
19:PLEASANTVILLE CITY	367,311.56	225,538.02	60,312.38	8,281,008.00	.00	.00
20:PORT REPUBLIC CITY	43,899.53	26,955.35	7,208.28	1,494,257.00	.00	.00
21:SOMERS POINT	429,248.56	263,568.81	70,482.41	8,606,708.50	7,268,807.34	.00
22:VENTNOR CITY	826,731.96	507,633.06	135,748.99	17,312,812.00	.00	1,461,568.00
23:WEYMOUTH TWP	55,115.21	33,841.19	9,049.73	1,988,980.00	.00	.00
ATLANTIC	8,144,927.00	6,356,950.00	2,472,392.02	372,872,033.53	60,028,706.58	5,179,640.50

TAXING DISTRICTS	SECTION 12 - C			SECTION 12 - D
	LOCAL TAXES TO BE RAISED FOR:			
	(ii) LOCAL MUNICIPAL PURPOSES			
	(A) MUNICIPAL BUDGET (adjusted for BPP)	(B) MUNICIPAL OPEN SPACE BUDGET	(C) MUNICIPAL LIBRARY BUDGET	TOTAL LEVY ON WHICH TAX RATE IS COMPUTED
01:ABSECON CITY	6,993,048.46	.00	317,491.00	21,060,694.30
02:ATLANTIC CITY	196,457,864.00	.00	5,388,115.00	378,814,184.94
03:BRIGANTINE CITY	20,500,445.78	.00	.00	53,170,061.65
04:BUENA BORO	2,461,675.54	.00	.00	7,352,105.21
05:BUENA VISTA TWP	2,464,973.73	.00	.00	12,933,391.00
06:CORBIN CITY	153,083.00	.00	.00	833,694.24
07:EGG HARBOR CITY	3,810,753.00	.00	.00	8,897,594.36
08:EGG HARBOR TWP	18,939,491.00	515,384.00	.00	105,662,726.15
09:ESTELL MANOR	336,901.24	.00	.00	3,385,997.15
10:FOLSOM BORO	588,016.91	.00	.00	3,012,553.82
11:GALLOWAY TWP	15,836,155.72	.00	.00	73,577,585.78
12:HAMILTON TWP	17,774,078.71	.00	.00	56,690,625.72
13:HAMMONTON TOWN	6,544,593.31	.00	.00	29,430,844.57
14:LINWOOD CITY	7,349,054.00	.00	399,754.00	29,995,241.58
15:LONGPORT BORO	5,758,740.17	.00	.00	14,453,833.42
16:MARGATE CITY	20,006,707.43	.00	1,338,698.00	46,291,718.33
17:MULLICA TWP	3,201,656.28	.00	.00	11,605,046.46
18:NORTHFIELD CITY	7,818,486.52	.00	350,749.00	26,221,342.76
19:PLEASANTVILLE CITY	19,040,516.00	.00	.00	31,648,713.98
20:PORT REPUBLIC CITY	510,361.00	15,559.00	.00	2,542,800.32
21:SOMERS POINT	8,791,448.00	.00	.00	29,758,900.89
22:VENTNOR CITY	19,420,939.00	.00	.00	47,933,675.66
23:WEYMOUTH TWP	592,067.00	9,789.00	.00	3,245,079.26
ATLANTIC	385,351,055.80	540,732.00	7,794,807.00	998,518,411.55

SECTION 13

REAL PROPERTY EXEMPT FROM TAXATION

TAXING DISTRICTS	(A)	(B)	(C)	(D)	(E)	(F)	(G)
	PUBLIC SCHOOL	OTHER SCHOOL	PUBLIC PROPERTY	CHURCH AND CHARITABLE	CEMETERIES AND GRAVEYARDS	OTHER EXEMPTS	TOTAL AMOUNT OF EXEMPTS (13A+B+C+D+E+F)
01:ABSECON CITY	21,759,000	16,376,100	11,460,500	13,343,600	0	38,150,400	101,089,600
02:ATLANTIC CITY	150,946,000	0	2,129,641,200	216,410,700	0	2,163,874,800	4,660,872,700
03:BRIGANTINE CITY	29,658,300	0	181,384,700	6,592,800	0	14,103,200	231,739,000
04:BUENA BORO	6,559,700	2,214,800	5,395,300	5,369,800	274,800	26,513,600	46,328,000
05:BUENA VISTA TWP	20,771,100	18,252,400	13,893,500	3,511,200	355,700	12,872,400	69,656,300
06:CORBIN CITY	0	2,220,600	1,130,100	193,900	53,600	2,775,000	6,373,200
07:EGG HARBOR CITY	6,286,500	1,633,700	28,994,600	8,929,800	188,200	9,086,200	55,119,000
08:EGG HARBOR TWP	76,810,100	0	177,669,900	39,329,700	5,595,700	35,872,300	335,277,700
09:ESTELL MANOR	2,704,500	0	18,127,700	686,500	35,600	2,044,400	23,598,700
10:FOLSOM BORO	1,738,100	0	2,577,400	1,012,900	0	510,400	5,838,800
11:GALLOWAY TWP	408,371,500	12,233,300	100,146,120	72,448,000	807,000	234,452,200	828,458,120
12:HAMILTON TWP	233,730,000	2,151,045	72,327,000	10,549,600	3,688,600	212,253,701	534,699,946
13:HAMMONTON TOWN	47,878,200	2,924,700	21,743,000	15,127,700	323,800	12,272,900	100,270,300
14:LINWOOD CITY	31,475,700	412,100	6,933,200	13,840,600	204,000	2,908,500	55,774,100
15:LONGPORT BORO	0	0	36,701,300	7,045,100	0	699,800	44,446,200
16:MARGATE CITY	24,166,400	780,000	111,136,100	29,406,200	0	5,947,200	171,435,900
17:MULLICA TWP	3,958,300	0	14,751,700	2,062,100	222,100	2,912,100	23,906,300
18:NORTHFIELD CITY	6,142,170	1,451,000	82,962,400	22,121,400	5,000	2,229,000	114,910,970
19:PLEASANTVILLE CITY	54,963,000	980,300	30,969,200	25,968,600	10,372,800	90,073,800	213,327,700
20:PORT REPUBLIC CITY	1,177,600	0	3,874,800	760,700	145,400	487,200	6,445,700
21:SOMERS POINT	9,403,900	3,436,800	16,203,900	8,866,700	71,600	68,265,500	106,248,400
22:VENTNOR CITY	15,808,900	0	27,574,580	11,469,190	0	11,241,780	66,094,450
23:WEYMOUTH TWP	2,512,900	0	2,257,300	654,200	0	850,100	6,274,500
ATLANTIC	1,156,821,870	65,066,845	3,097,855,500	515,700,990	22,343,900	2,950,396,481	7,808,185,586

TAXING DISTRICTS	SECTION 14				SECTION 15	
	AMOUNT OF MISCELLANEOUS REVENUES TO SUPPORT LOCAL BUDGET				DEDUCTIONS ALLOWED	
	(A) SURPLUS REVENUE	(B) MISCELLANEOUS REVENUES ANTICIPATED	(C) RECEIPTS FROM DELINQUENT TAX	(D) TOTAL OF MISCELLANEOUS REVENUES (COL. 14A+B+C)	(A) SENIOR CITIZEN, DISABLED AND SURVIVING SPOUSE	(B) VETERANS AND WIDOWS
01:ABSECON CITY	540,181.00	2,143,255.41	340,000.00	3,023,436.41	18,750.00	107,250.00
02:ATLANTIC CITY	100,000.00	35,133,553.00	600,000.00	35,833,553.00	60,000.00	133,500.00
03:BRIGANTINE CITY	1,530,000.00	4,686,666.63	475,000.00	6,691,666.63	23,750.00	131,000.00
04:BUENA BORO	135,000.00	959,397.40	231,769.00	1,326,166.40	21,000.00	38,000.00
05:BUENA VISTA TWP	.00	1,680,685.80	101,000.00	1,781,685.80	30,250.00	59,000.00
06:CORBIN CITY	250,000.00	115,477.00	30,000.00	395,477.00	1,750.00	6,250.00
07:EGG HARBOR CITY	195,000.00	2,486,588.00	24,000.00	2,705,588.00	15,250.00	38,000.00
08:EGG HARBOR TWP	1,065,000.00	15,573,106.00	84,100.00	16,722,206.00	63,750.00	274,500.00
09:ESTELL MANOR	177,400.00	537,126.89	80,000.00	794,526.89	8,500.00	18,750.00
10:FOLSOM BORO	75,000.00	405,082.77	110,000.00	590,082.77	5,500.00	19,750.00
11:GALLOWAY TWP	2,000,000.00	5,269,924.89	20,000.00	7,289,924.89	64,250.00	317,250.00
12:HAMILTON TWP	2,450,000.00	5,526,192.30	575,000.00	8,551,192.30	48,500.00	156,500.00
13:HAMMONTON TOWN	2,466,900.00	3,423,568.42	12,200.00	5,902,668.42	65,250.00	127,750.00
14:LINWOOD CITY	300,000.00	2,971,861.00	373,000.00	3,644,861.00	10,000.00	79,000.00
15:LONGPORT BORO	450,000.00	883,146.26	255,000.00	1,588,146.26	3,750.00	19,000.00
16:MARGATE CITY	2,365,000.00	3,069,107.18	525,000.00	5,959,107.18	13,500.00	95,750.00
17:MULLICA TWP	850,000.00	851,515.91	400,000.00	2,101,515.91	22,750.00	57,000.00
18:NORTHFIELD CITY	1,474,000.00	2,924,531.33	200,000.00	4,598,531.33	33,250.00	111,250.00
19:PLEASANTVILLE CITY	200,000.00	9,490,406.00	50,000.00	9,740,406.00	50,250.00	63,125.00
20:PORT REPUBLIC CITY	94,000.00	453,509.00	70,000.00	617,509.00	3,250.00	13,000.00
21:SOMERS POINT	1,561,089.00	2,066,624.00	462,500.00	4,090,213.00	28,750.00	101,250.00
22:VENTNOR CITY	1,300,000.00	2,910,312.00	1,000,000.00	5,210,312.00	27,000.00	93,500.00
23:WEYMOUTH TWP	310,000.00	747,753.00	.00	1,057,753.00	4,250.00	14,500.00
ATLANTIC	19,888,570.00	104,309,390.19	6,018,569.00	130,216,529.19	623,250.00	2,074,875.00

ADDENDUM TO ABSTRACT OF RATABLES -- ASSESSED VALUE OF PARTIAL EXEMPTIONS & ABATEMENTS (CONTINUED)

TAXING DISTRICTS	(10) DWELLING ABATEMENT	(11) DWELLING EXEMPTION	(12) NEW DWELLING CONVERSION ABATEMENT	(13) NEW DWELLING CONVERSION EXEMPTION	(14) MULTI-DWELLING EXEMPTION	(15) MULTI-DWELLING ABATEMENT	(16) COMMERCIAL/ INDUSTRIAL EXEMPTION	(17) TOTAL VALUE
01:ABSECON CITY	0	0	0	0	0	0	0	0
02:ATLANTIC CITY	30,000	149,200	2,236,100	7,947,000	0	0	5,943,800	16,306,100
03:BRIGANTINE CITY	0	0	0	0	0	0	0	0
04:BUENA BORO	0	0	0	0	0	0	0	0
05:BUENA VISTA TWP	0	0	0	0	0	0	0	0
06:CORBIN CITY	0	0	0	0	0	0	0	0
07:EGG HARBOR CITY	0	2,590,800	0	0	0	0	0	2,590,800
08:EGG HARBOR TWP	0	0	0	0	0	0	0	0
09:ESTELL MANOR	0	0	0	0	0	0	0	0
10:FOLSOM BORO	0	0	0	0	0	0	0	0
11:GALLOWAY TWP	0	0	0	0	0	0	0	0
12:HAMILTON TWP	0	0	0	0	0	0	0	0
13:HAMMONTON TOWN	0	0	0	0	0	0	2,228,800	2,228,800
14:LINWOOD CITY	0	0	0	0	0	0	0	0
15:LONGPORT BORO	0	0	0	0	0	0	0	0
16:MARGATE CITY	0	0	0	0	0	0	0	0
17:MULLICA TWP	0	0	0	0	0	0	0	0
18:NORTHFIELD CITY	0	0	0	0	0	0	0	0
19:PLEASANTVILLE CITY	0	5,081,400	0	0	0	0	1,589,800	6,671,200
20:PORT REPUBLIC CITY	0	0	0	0	0	0	0	0
21:SOMERS POINT	0	0	0	0	0	0	0	0
22:VENTNOR CITY	0	0	0	0	0	0	0	0
23:WEYMOUTH TWP	0	0	0	0	0	0	0	0
ATLANTIC	30,000	7,821,400	2,236,100	7,947,000	0	0	9,762,400	27,796,900

2011 BUDGET OF REVENUES FOR THE COUNTY OF ATLANTIC

ADDENDUM -- EQUALIZED VALUE BASED ON IN LIEU OF TAXES (COL.10B)

TAXING DISTRICTS	(1) C.12 PL 1977 IN LIEU OF TAX	(2) NJ HOUSING FINANCE AGENCY	(3) URBAN RENEWAL	(4) OTHER	(5) TOTAL
01:ABSECON CITY	0	0	0	0	0
02:ATLANTIC CITY	0	0	0	0	0
03:BRIGANTINE CITY	0	0	0	0	0
04:BUENA BORO	0	0	0	0	0
05:BUENA VISTA TWP	0	0	0	0	0
06:CORBIN CITY	0	0	0	0	0
07:EGG HARBOR CITY	0	0	0	0	0
08:EGG HARBOR TWP	0	0	0	0	0
09:ESTELL MANOR	0	0	0	0	0
10:FOLSOM BORO	0	0	0	0	0
11:GALLOWAY TWP	0	0	0	0	0
12:HAMILTON TWP	0	0	0	0	0
13:HAMMONTON TOWN	0	0	0	0	0
14:LINWOOD CITY	0	0	0	0	0
15:LONGPORT BORO	0	0	0	0	0
16:MARGATE CITY	0	0	0	0	0
17:MULLICA TWP	0	0	0	0	0
18:NORTHFIELD CITY	0	0	0	0	0
19:PLEASANTVILLE CITY	0	0	0	0	0
20:PORT REPUBLIC CITY	0	0	0	0	0
21:SOMERS POINT	0	0	0	0	0
22:VENTNOR CITY	0	0	0	0	0
23:WEYMOUTH TWP	0	0	0	0	0
ATLANTIC	0	0	0	0	0

BREAKDOWN OF GENERAL TAX RATE

TAXING DISTRICTS	BREAKDOWN OF GENERAL TAX RATE											
	COUNTY TAX	LIBRARY TAX	HEALTH SERVICE TAX	COUNTY OPEN SPACE TAX	DISTRICT SCHOOL TAX	REGIONAL SCHOOL TAX	LOCAL SCHOOL TAX	MUNICIPAL PURPOSE TAX	MUNICIPAL OPEN SPACE TAX	MUNICIPAL LIBRARY TAX	GENERAL TAX RATE	EFFECTIVE TAX RATE
01:ABSECON CITY	.284	.000	.018	.005	1.029	.000	.000	.678	.000	.030	2.044	2.207
02:ATLANTIC CITY	.237	.000	.000	.004	.670	.000	.000	1.009	.000	.027	1.947	2.452
03:BRIGANTINE CITY	.275	.028	.017	.005	.355	.000	.033	.446	.000	.000	1.159	1.275
04:BUENA BORO	.302	.030	.019	.005	.000	1.244	.000	.805	.000	.000	2.405	2.454
05:BUENA VISTA TWP	.295	.030	.019	.004	.000	1.249	.000	.375	.000	.000	1.972	2.040
06:CORBIN CITY	.432	.043	.027	.007	1.528	.000	.000	.458	.000	.000	2.495	1.775
07:EGG HARBOR CITY	.310	.031	.019	.006	.889	.450	.000	1.275	.000	.000	2.980	2.961
08:EGG HARBOR TWP	.564	.057	.035	.010	2.682	.000	.000	.734	.019	.000	4.101	2.212
09:ESTELL MANOR	.493	.049	.030	.009	1.972	.000	.000	.282	.000	.000	2.835	1.769
10:FOLSOM BORO	.549	.055	.034	.009	1.648	.000	.000	.556	.000	.000	2.851	1.593
11:GALLOWAY TWP	.301	.030	.019	.005	.797	.433	.000	.434	.000	.000	2.019	2.055
12:HAMILTON TWP	.332	.034	.021	.005	.817	.414	.000	.740	.000	.000	2.363	2.173
13:HAMMONTON TOWN	.557	.056	.034	.009	2.038	.000	.000	.769	.000	.000	3.463	1.912
14:LINWOOD CITY	.468	.000	.029	.008	1.380	.776	.147	.926	.000	.050	3.784	2.473
15:LONGPORT BORO	.425	.043	.026	.006	.056	.000	.000	.367	.000	.000	.923	.667
16:MARGATE CITY	.359	.000	.022	.006	.304	.000	.029	.576	.000	.038	1.334	1.147
17:MULLICA TWP	.621	.062	.038	.011	1.310	.833	.000	1.094	.000	.000	3.969	1.964
18:NORTHFIELD CITY	.326	.000	.020	.006	.965	.514	.000	.792	.000	.035	2.658	2.504
19:PLEASANTVILLE CITY	.346	.035	.022	.006	.779	.000	.000	1.792	.000	.000	2.980	2.624
20:PORT REPUBLIC CITY	.572	.057	.035	.010	1.920	.000	.000	.656	.019	.000	3.269	1.764
21:SOMERS POINT	.628	.063	.039	.011	1.247	1.053	.000	1.274	.000	.000	4.315	2.111
22:VENTNOR CITY	.317	.032	.020	.006	.661	.000	.055	.742	.000	.000	1.833	1.766
23:WEYMOUTH TWP	.569	.057	.035	.010	2.031	.000	.000	.604	.009	.000	3.315	1.793

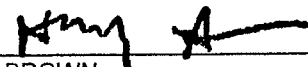
TAXING DISTRICT	ADDENDUM: STATE AID ADJUSTMENT FOR BPP			ADDENDUM: REAP DISTRIBUTION SUMMARY		
	COUNTY	SCHOOL	MUNICIPAL	ELIGIBLE PROPERTY ASSESSMENTS	R.E.A.P. AID	TAX RATE CREDIT
01:ABSECON CITY						
02:ATLANTIC CITY						
03:BRIGANTINE CITY						
04:BUENA BORO		\$12,454.00				
05:BUENA VISTA TWP						
06:CORBIN CITY						
07:EGG HARBOR CITY		\$18,151.00				
08:EGG HARBOR TWP						
09:ESTELL MANOR						
10:FOLSOM BORO						
11:GALLOWAY TWP						
12:HAMILTON TWP						
13:HAMMONTON TOWN						
14:LINWOOD CITY						
15:LONGPORT BORO						
16:MARGATE CITY						
17:MULLICA TWP						
18:NORTHFIELD CITY						
19:PLEASANTVILLE CITY		\$74,285.00				
20:PORT REPUBLIC CITY						
21:SOMERS POINT						
22:VENTNOR CITY						
23:WEYMOUTH TWP						
ATLANTIC		\$104,890.00				

SPECIAL TAXING DISTRICTS					
TAXING DISTRICT	SPECIAL TAXING DISTRICT	NUMBER OF RATABLES	RATABLE VALUE	BUDGET	SPECIAL DISTRICT RATE
02:ATLANTIC CITY	SPEC IMPROVEMENT: S01	1,129	10,275,211,600	2,221,850.00	.022
04:BUENA BORO	FIRE DISTRICT: F01	914	144,166,700	116,500.00	.081
04:BUENA BORO	FIRE DISTRICT: F02	938	161,276,727	186,728.00	.116
05:BUENA VISTA TWP	FIRE DISTRICT: F05	670	101,704,800	182,051.60	.179
05:BUENA VISTA TWP	FIRE DISTRICT: F03	2,579	146,544,100	140,682.33	.096
05:BUENA VISTA TWP	FIRE DISTRICT: F01	1,080	184,940,500	175,693.47	.095
05:BUENA VISTA TWP	FIRE DISTRICT: F02	762	148,334,000	255,134.48	.172
05:BUENA VISTA TWP	FIRE DISTRICT: F04	635	73,153,200	62,911.75	.086

Total Amount of Miscellaneous Revenues (included Surplus Revenues Appropriated) for the Support of the County Budget	40,962,127.11
Rate per \$100 to be applied to Column 11 for apportionment of County Taxes30836766
Net County Taxes Apportioned (Column 12 A iii)	149,777,167.12
* Adjustments (Net Total (Column 12 A i))	2,703,982.17
* Net Overpayments are added to the Net Taxes Apportioned Net Underpayments are deducted from the Net Taxes Apportioned	
Rate per \$100 to be applied to Column 11 for apportionment of Library Taxes03045076
Rate per \$100 to be applied to Column 11 for apportionment of Health Taxes01869749
Rate per \$100 to be applied to Column 11 for apportionment of Open Space Taxes00500000
County Percentage Level of Taxable Value of Real Property is 100%	

ATLANTIC COUNTY BOARD OF TAXATION



WILLIAM POLISTINA, PRESIDENT


HARRY BROWN



THERESA PRENDERGAST


JEFFREY WALDMAN


JOHN COLLETTE, JR

ATTEST: 
MARGARET M SCHOTT 8/30/11

I hereby certify this to be a true copy of the Abstract of Ratables and Exemptions for the County of ATLANTIC, State of New Jersey for the year 2011 as filed with me by the ATLANTIC County Board of Taxation


JANE LUGO
TREASURER OF ATLANTIC COUNTY