


2014

ABSTRACT OF RATABLES CAPE MAY COUNTY



BOARD OF TAXATION

LU ANN WOWKANECH, *President*

JAMES CAFIERO, JR., *Commissioner*

ELIZABETH A. BARRY, *Commissioner*

JOHN A. MCCANN, *Commissioner*

JOHN SNYDER, *Commissioner*

G. R. BROWN, 3rd, *County Tax Administrator*

2014

CAPE MAY COUNTY TAX ASSESSORS

TAXING DISTRICT	ASSESSORS	ADDRESS	TELEPHONE
1. Avalon Borough	Jeffrey R. Hesley	3100 Dune Drive, Avalon	967-5754
2. Cape May City	Michael Jones	643 Washington Street, Cape May	884-9545
3. Cape May Point Borough	Michael Jones	215 Lighthouse Ave., Cape May Point	884-0269
4. Dennis Township	Patricia A. Sutton	571 Petersburg Road, Dennisville	861-9704
5. Lower Township	Arthur E. Amonette	2600 Bayshore Rd., Villas	886-2005
6. Middle Township	Lee Ann Russ	33 Mechanic Street, CMCH	465-8726
7. North Wildwood City	Jason Hesley	901 Atlantic Ave., North Wildwood	522-2030
8. Ocean City	Joseph Elliott	861 Asbury Ave., Ocean City	525-9374
9. Sea Isle City	Art Berrodin	4501 Park Road, Sea Isle City	263-4461
10. Stone Harbor Borough	Margaret Slavin	9508 Second Ave., Stone Harbor	368-6812
11. Upper Township	Megan McAfee	2100 Tuckahoe Road, Petersburg	628-2011
12. West Cape May Borough	Arthur E. Amonette	732 Broadway, West Cape May	884-1005
13. West Wildwood Borough	Joseph M. Gallagher	701 W. Glenwood Ave., West Wildwood	522-4845
14. Wildwood City	Jason Hesley	4400 New Jersey Ave., Wildwood	522-2444
15. Wildwood Crest Borough	Megan Fasy	6101 Pacific Ave., Wildwood Crest	522-3891
16. Woodbine Borough	John H. Miller	501 Washington Ave., Woodbine	861-2153

2014 ABSTRACT OF RATABLES FOR THE COUNTY OF CAPE MAY

TAXING DISTRICTS	1		2	3	4	5	6
	TAXABLE VALUE		TAXABLE VALUE OF LAND AND IMPROVEMENTS (COL 1A+1B)	TOTAL TAXABLE VALUE OF PARTIAL EXEMPTIONS & ABATEMENTS (ASSESSED VAL.)	NET TAXABLE VALUE OF LAND & IMPROVEMENTS (COL 2-3)	TAXABLE VALUE COMMUNICATION EQUIPMENT	NET TAXABLE VALUE (COL 4+5)
	(A) LAND	(B) IMPROVEMENTS (INCLUDES PARTIAL EXEMPTIONS & ABATEMENTS)					
01: AVALON BORO	5,476,034,700	1,831,677,700	7,307,712,400	0	7,307,712,400	871,927	7,308,584,327
02: CAPE MAY CITY	1,900,986,400	893,660,300	2,794,646,700	0	2,794,646,700	589,060	2,795,235,760
03: CAPE MAY POINT	420,457,200	95,164,800	515,622,000	0	515,622,000	24,873	515,646,873
04: DENNIS TWP	574,417,000	467,534,800	1,041,951,800	0	1,041,951,800	1,813,977	1,043,765,777
05: LOWER TWP (r)	1,893,467,600	1,700,947,000	3,594,414,600	0	3,594,414,600	4,337,206	3,598,751,806
06: MIDDLE TWP	1,449,472,900	1,252,786,900	2,702,259,800	0	2,702,259,800	5,239,697	2,707,499,497
07: NORTH WILDWOOD CITY	1,430,608,300	1,286,081,500	2,716,689,800	0	2,716,689,800	463,570	2,717,153,370
08: OCEAN CITY (c)	7,347,743,400	3,830,781,100	11,178,524,500	0	11,178,524,500	2,984,429	11,181,508,929
09: SEA ISLE CITY	3,562,816,100	1,290,428,700	4,853,244,800	0	4,853,244,800	981,895	4,854,226,695
10: STONE HARBOR	3,660,005,800	758,145,900	4,418,151,700	0	4,418,151,700	303,125	4,418,454,825
11: UPPER TOWNSHIP	1,214,623,300	940,801,400	2,155,424,700	0	2,155,424,700	4,322,083	2,159,746,783
12: WEST CAPE MAY	290,367,000	162,279,700	452,646,700	0	452,646,700	153,222	452,799,922
13: WEST WILDWOOD	178,690,600	73,049,900	251,740,500	0	251,740,500	77,371	251,817,871
14: WILDWOOD CITY (r)	730,907,100	686,214,900	1,417,122,000	0	1,417,122,000	1,987,158	1,419,109,158
15: WILDWOOD CREST	1,447,151,000	850,942,600	2,298,093,600	0	2,298,093,600	272,308	2,298,365,908
16: WOODBINE BORO	82,035,700	93,092,200	175,127,900	0	175,127,900	866,871	175,994,771
CAPE MAY	31,659,784,100	16,213,589,400	47,873,373,500	0	47,873,373,500	25,288,772	47,898,662,272

r = reassessment
c = compliance

2017 REPORT OF TAXABLE VALUES FOR THE COUNTY OF CAPE MAY

TAXING DISTRICTS	7	8	9		10		11
	GENERAL TAX RATE PER \$100	COUNTY EQUALI- ZATION RATIO	TRUE VALUE		EQUALIZATION		
			(A) UEZ ABATEMENT EXPIRED	(B) CLASS II RAILROADS	(A) AMOUNTS DEDUCTED	(B) AMOUNTS ADDED	
01: AVALON BORO	.535	95.14%	0	0		379,519,758	7,688,104,085
02: CAPE MAY CITY	.865	102.55%	0	0	56,498,521		2,738,737,239
03: CAPE MAY POINT	.498	108.20%	0	0	39,030,688		476,616,185
04: DENNIS TWP	1.262	123.62%	0	0	197,952,271		845,813,506
05: LOWER TWP	1.563	96.87%	0	0		126,251,028	3,725,002,834
06: MIDDLE TWP	1.651	101.26%	0	0	27,462,528		2,680,036,969
07: NORTH WILDWOOD CITY	1.101	103.31%	0	0	77,934,762		2,639,218,608
08: OCEAN CITY	.882	98.83%	0	0		157,750,960	11,339,259,889
09: SEA ISLE CITY	.584	112.49%	0	0	535,978,781		4,318,247,914
10: STONE HARBOR	.518	109.10%	0	0	364,687,505		4,053,767,320
11: UPPER TOWNSHIP	1.408	113.63%	0	0	257,911,082		1,901,835,701
12: WEST CAPE MAY	1.149	103.15%	0	0	13,368,673		439,431,249
13: WEST WILDWOOD	1.359	105.03%	0	0	11,866,439		239,951,432
14: WILDWOOD CITY	2.260	97.92%	0	0		43,042,095	1,462,151,253
15: WILDWOOD CREST	1.150	107.27%	0	0	145,257,085		2,153,108,823
16: WOODBINE BORO	1.350	112.33%	0	0	17,336,606		158,658,165
CAPE MAY		%	0	0	1,745,284,941	706,563,841	46,859,941,172

2014 ABSTRACT OF RATABLES FOR THE COUNTY OF CAPE MAY

TAXING DISTRICT	SECTION 12 - A							
	(i)	(ii)				(iii)	(iv)	(v)
	TOTAL COUNTY TAXES APPORTIONED	ADJUSTMENTS RESULTING FROM:				NET COUNTY TAXES APPORTIONED	MUNICIPAL BUDGET STATE AID	NET COUNTY TAXES APPORTIONED LESS STATE AID (COL. 12 AIII-12AIV-COUNTY BPP ADJUSTMENT)
		(A) EQUAL TABLE APPEALS		(B) APPEALS & CORRECTIONS				
DEDUCT OVERPAY		ADD UNDERPAY	DEDUCT OVERPAY	ADD UNDERPAY				
01: AVALON BORO	16,193,282.19	.00	.00	14,638.60	.00	16,178,643.59	.00	16,178,643.59
02: CAPE MAY CITY	5,768,541.17	.00	.00	14,809.76	.00	5,753,731.41	.00	5,753,731.41
03: CAPE MAY POINT	1,003,886.04	.00	.00	2,690.76	.00	1,001,195.28	.00	1,001,195.28
04: DENNIS TWP	1,781,518.13	.00	.00	16,162.27	.00	1,765,355.86	.00	1,765,355.86
05: LOWER TWP	7,845,890.40	.00	.00	25,179.56	.00	7,820,710.84	.00	7,820,710.84
06: MIDDLE TWP	5,644,902.10	.00	.00	4,736.12	.00	5,640,165.98	.00	5,640,165.98
07: NORTH WILDWOOD CITY	5,558,927.30	.00	.00	31,659.05	.00	5,527,268.25	.00	5,527,268.25
08: OCEAN CITY	23,883,630.24	.00	.00	42,719.85	.00	23,840,910.39	.00	23,840,910.39
09: SEA ISLE CITY	9,095,429.28	.00	.00	54,505.41	.00	9,040,923.87	.00	9,040,923.87
10: STONE HARBOR	8,538,359.71	.00	.00	51,533.15	.00	8,486,826.56	.00	8,486,826.56
11: UPPER TOWNSHIP	4,005,794.13	.00	.00	50,516.01	.00	3,955,278.12	.00	3,955,278.12
12: WEST CAPE MAY	925,564.24	.00	.00	1,618.12	.00	923,946.12	.00	923,946.12
13: WEST WILDWOOD	505,404.35	.00	.00	2,401.14	.00	503,003.21	.00	503,003.21
14: WILDWOOD CITY	3,079,696.58	.00	.00	27,558.51	.00	3,052,138.07	.00	3,052,138.07
15: WILDWOOD CREST	4,535,045.10	.00	.00	24,536.18	.00	4,510,508.92	.00	4,510,508.92
16: WOODBINE BORO	334,178.06	.00	.00	314.35	.00	333,863.71	.00	333,863.71
CAPE MAY	98,700,049.02	.00	.00	365,578.84	.00	98,334,470.18	.00	98,334,470.18

2014 ABSTRACT OF RATAIBLES FOR THE COUNTY OF CAPE MAY

TAXING DISTRICTS	SECTION 12 - B			SECTION 12 - C		
	(A)	(B)	(C)	LOCAL TAXES TO BE RAISED FOR:		
	COUNTY LIBRARY TAXES APPORTIONED	COUNTY HEALTH SERVICE TAXES APPORTIONED	COUNTY OPEN SPACE TAXES APPORTIONED	(i) DISTRICT SCHOOL PURPOSES		
				(A) DISTRICT SCHOOL (adjusted for BPP)	(B) REG., CONSOL. & JOINT SCHOOL (adjusted for BPP)	(C) LOCAL SCHOOL (adjusted for BPP)
01: AVALON BORO	.00	.00	771,200.49	3,078,694.00	.00	.00
02: CAPE MAY CITY	796,408.50	.00	274,178.82	1,574,143.00	6,520,339.00	.00
03: CAPE MAY POINT	138,599.91	.00	47,723.89	39,058.00	.00	.00
04: DENNIS TWP	244,273.17	.00	84,074.87	9,258,899.00	.00	.00
05: LOWER TWP	1,082,641.62	.00	372,692.61	15,529,080.00	12,027,933.00	.00
06: MIDDLE TWP	780,822.91	.00	268,847.76	25,661,194.00	.00	.00
07: NORTH WILDWOOD CITY	764,906.45	.00	263,285.11	6,312,709.00	.00	.00
08: OCEAN CITY	.00	.00	1,136,255.82	24,681,877.00	.00	.00
09: SEA ISLE CITY	1,251,500.10	.00	430,911.60	1,827,302.00	.00	.00
10: STONE HARBOR	1,174,637.55	.00	404,366.29	2,441,585.00	.00	.00
11: UPPER TOWNSHIP	547,240.58	.00	188,241.94	22,975,000.00	.00	.00
12: WEST CAPE MAY	127,904.70	.00	44,036.16	887,788.00	1,707,810.00	.00
13: WEST WILDWOOD	69,623.85	.00	23,969.13	1,298,796.00	.00	.00
14: WILDWOOD CITY	422,325.33	.00	145,359.96	10,352,208.00	.00	.00
15: WILDWOOD CREST	624,343.99	.00	214,935.73	6,619,118.00	.00	.00
16: WOODBINE BORO	46,219.79	.00	15,913.94	1,562,584.00	.00	.00
CAPE MAY	8,071,448.45	.00	4,685,994.12	134,100,035.00	20,256,082.00	.00

2014 ABSTRACT OF RATABLES FOR THE COUNTY OF CAPE MAY

TAXING DISTRICTS	SECTION 12 - C			SECTION 12 - D
	LOCAL TAXES TO BE RAISED FOR:			TOTAL LEVY ON WHICH TAX RATE IS COMPUTED
	(ii) LOCAL MUNICIPAL PURPOSES			
	(A) MUNICIPAL BUDGET (adjusted for BPP)	(B) MUNICIPAL OPEN SPACE BUDGET	(C) MUNICIPAL LIBRARY BUDGET	
01: AVALON BORO	16,369,000.00	.00	2,545,828.10	38,943,366.18
02: CAPE MAY CITY	9,195,495.82	.00	.00	24,114,296.55
03: CAPE MAY POINT	1,329,304.94	.00	.00	2,555,882.02
04: DENNIS TWP	1,779,737.86	.00	.00	13,132,340.76
05: LOWER TWP	19,268,529.55	.00	.00	56,101,587.62
06: MIDDLE TWP	12,313,100.11	.00	.00	44,664,130.76
07: NORTH WILDWOOD CITY	16,976,067.18	.00	.00	29,844,235.99
08: OCEAN CITY	44,793,202.78	.00	3,816,785.00	98,269,030.99
09: SEA ISLE CITY	15,725,307.24	.00	.00	28,275,944.81
10: STONE HARBOR	10,240,650.00	.00	.00	22,748,065.40
11: UPPER TOWNSHIP	2,686,849.20	.00	.00	30,352,609.84
12: WEST CAPE MAY	1,492,279.75	.00	.00	5,183,764.73
13: WEST WILDWOOD	1,521,790.17	.00	.00	3,417,182.36
14: WILDWOOD CITY	18,052,321.56	.00	.00	32,024,352.92
15: WILDWOOD CREST	14,408,275.25	.00	.00	26,377,181.89
16: WOODBINE BORO	413,300.00	.00	.00	2,371,881.44
CAPE MAY	186,565,211.41	.00	6,362,613.10	458,375,854.26

2014 ABSTRACT OF RATABLES FOR THE COUNTY OF CAPE MAY

TAXING DISTRICTS	SECTION 13						
	REAL PROPERTY EXEMPT FROM TAXATION						
	(A) PUBLIC SCHOOL	(B) OTHER SCHOOL	(C) PUBLIC PROPERTY	(D) CHURCH AND CHARITABLE	(E) CEMETERIES AND GRAVEYARDS	(F) OTHER EXEMPTS	(G) TOTAL AMOUNT OF EXEMPTS (13A+B+C+D+E+F)
01: AVALON BORO	6,632,000	13,057,500	135,353,300	32,571,800	0	5,475,800	193,090,400
02: CAPE MAY CITY	14,951,400	0	100,396,400	58,673,700	0	257,960,400	431,981,900
03: CAPE MAY POINT	0	0	34,548,900	9,832,700	0	2,861,000	47,242,600
04: DENNIS TWP	13,459,500	6,190,100	115,683,700	6,217,600	2,901,100	19,617,200	164,069,200
05: LOWER TWP	54,145,500	1,194,900	93,035,500	45,293,600	987,000	37,605,800	232,262,300
06: MIDDLE TWP	126,822,000	1,107,000	190,316,900	121,332,200	1,835,600	29,768,800	471,182,500
07: NORTH WILDWOOD CITY	16,856,000	0	841,773,200	36,832,600	0	9,275,300	904,737,100
08: OCEAN CITY	73,997,300	2,660,800	205,349,100	117,759,200	0	35,131,800	434,898,200
09: SEA ISLE CITY	7,404,500	6,172,800	111,918,600	11,174,500	0	5,797,900	142,468,300
10: STONE HARBOR	9,805,000	0	259,900,000	14,375,600	0	14,341,600	298,422,200
11: UPPER TOWNSHIP	26,886,700	0	145,099,400	14,690,000	1,291,400	17,372,900	205,340,400
12: WEST CAPE MAY	1,937,900	0	6,163,200	532,800	0	1,028,500	9,662,400
13: WEST WILDWOOD	0	0	5,082,000	393,100	0	641,700	6,116,800
14: WILDWOOD CITY	16,258,500	4,215,300	95,194,100	34,767,400	0	60,340,200	210,775,500
15: WILDWOOD CREST	14,523,000	0	66,449,500	14,105,100	0	2,131,200	97,208,800
16: WOODBINE BORO	2,759,200	0	100,974,000	5,587,200	147,200	0	109,467,600
CAPE MAY	386,438,500	34,598,400	2,507,237,800	524,139,100	7,162,300	499,350,100	3,958,926,200

2014 ABSTRACT OF RATABLES FOR THE COUNTY OF CAPE MAY

TAXING DISTRICTS	SECTION 14				SECTION 15	
	AMOUNT OF MISCELLANEOUS REVENUES TO SUPPORT LOCAL BUDGET				DEDUCTIONS ALLOWED	
	(A) SURPLUS REVENUE	(B) MISCELLANEOUS REVENUES ANTICIPATED	(C) RECEIPTS FROM DELINQUENT TAX	(D) TOTAL OF MISCELLANEOUS REVENUES (COL. 14A+B+C)	(A) SENIOR CITIZEN, DISABLED AND SURVIVING SPOUSE	(B) VETERANS AND WIDOWS
01: AVALON BORO	2,837,358.82	2,630,021.53	425,000.00	5,892,380.35	3,250.00	28,500.00
02: CAPE MAY CITY	2,100,000.00	5,107,703.03	232,000.00	7,439,703.03	3,000.00	42,500.00
03: CAPE MAY POINT	105,000.00	256,387.57	21,000.00	382,387.57	500.00	4,250.00
04: DENNIS TWP	370,000.00	1,957,329.98	335,000.00	2,662,329.98	14,500.00	69,250.00
05: LOWER TWP	2,065,000.00	3,608,314.54	860,000.00	6,533,314.54	105,250.00	313,250.00
06: MIDDLE TWP	1,377,000.00	6,134,771.58	1,000,000.00	8,511,771.58	43,250.00	186,000.00
07: NORTH WILDWOOD CITY	2,500,000.00	6,612,143.57	.00	9,112,143.57	19,575.00	74,650.00
08: OCEAN CITY	2,886,000.00	17,615,696.82	750,000.00	21,251,696.82	12,750.00	132,000.00
09: SEA ISLE CITY	2,100,000.00	3,454,307.53	300,000.00	5,854,307.53	3,250.00	36,750.00
10: STONE HARBOR	1,040,000.00	2,519,806.30	200,000.00	3,759,806.30	1,250.00	16,750.00
11: UPPER TOWNSHIP	910,000.00	8,369,162.00	520,000.00	9,799,162.00	18,250.00	126,250.00
12: WEST CAPE MAY	300,000.00	244,657.17	140,000.00	684,657.17	2,000.00	10,750.00
13: WEST WILDWOOD	450,200.00	91,539.83	120,000.00	661,739.83	4,750.00	10,750.00
14: WILDWOOD CITY	975,950.00	6,133,509.74	19,000.00	7,128,459.74	14,000.00	36,000.00
15: WILDWOOD CREST	1,780,000.00	6,150,761.51	400,000.00	8,330,761.51	13,500.00	49,500.00
16: WOODBINE BORO	375,000.00	1,894,655.00	65,000.00	2,334,655.00	2,750.00	13,000.00
CAPE MAY	22,171,508.82	72,780,767.70	5,387,000.00	100,339,276.52	261,825.00	1,150,150.00

2014 ABSTRACT OF RATABLES FOR THE COUNTY OF CAPE MAY

ADDENDUM -- EQUALIZED VALUE BASED ON IN LIEU OF TAXES (COL.10B)

TAXING DISTRICTS	(1)	(2)	(3)	(4)	(5)
	C.12 PL 1977 IN LIEU OF TAX	NJ HOUSING FINANCE AGENCY	URBAN RENEWAL	OTHER	TOTAL
01: AVALON BORO	0	0	0	0	0
02: CAPE MAY CITY	0	0	0	0	0
03: CAPE MAY POINT	0	0	0	0	0
04: DENNIS TWP	0	0	0	0	0
05: LOWER TWP	0	0	0	0	0
06: MIDDLE TWP	0	0	0	0	0
07: NORTH WILDWOOD CITY	0	0	0	0	0
08: OCEAN CITY	0	0	0	0	0
09: SEA ISLE CITY	0	0	0	0	0
10: STONE HARBOR	0	0	0	0	0
11: UPPER TOWNSHIP	0	0	0	0	0
12: WEST CAPE MAY	0	0	0	0	0
13: WEST WILDWOOD	0	0	0	0	0
14: WILDWOOD CITY	0	0	0	0	0
15: WILDWOOD CREST	0	0	0	0	0
16: WOODBINE BORO	0	0	0	0	0
CAPE MAY	0	0	0	0	0

2014 ABSTRACT OF RATABLES FOR THE COUNTY OF CAPE MAY

TAXING DISTRICTS	BREAKDOWN OF GENERAL TAX RATE											
	COUNTY TAX	LIBRARY TAX	HEALTH SERVICE TAX	COUNTY OPEN SPACE TAX	DISTRICT SCHOOL TAX	REGIONAL SCHOOL TAX	LOCAL SCHOOL TAX	MUNICIPAL PURPOSE TAX	MUNICIPAL OPEN SPACE TAX	MUNICIPAL LIBRARY TAX	GENERAL TAX RATE	EFFECTIVE TAX RATE
01: AVALON BORO	.222	.000	.000	.011	.043	.000	.000	.224	.000	.035	.535	.507
02: CAPE MAY CITY	.206	.029	.000	.010	.057	.234	.000	.329	.000	.000	.865	.880
03: CAPE MAY POINT	.195	.027	.000	.010	.008	.000	.000	.258	.000	.000	.498	.536
04: DENNIS TWP	.170	.024	.000	.009	.888	.000	.000	.171	.000	.000	1.262	1.553
05: LOWER TWP	.218	.031	.000	.011	.432	.335	.000	.536	.000	.000	1.563	1.506
06: MIDDLE TWP	.209	.029	.000	.010	.948	.000	.000	.455	.000	.000	1.651	1.667
07: NORTH WILDWOOD CITY	.204	.029	.000	.010	.233	.000	.000	.625	.000	.000	1.101	1.131
08: OCEAN CITY	.214	.000	.000	.011	.221	.000	.000	.401	.000	.035	.882	.867
09: SEA ISLE CITY	.187	.026	.000	.009	.038	.000	.000	.324	.000	.000	.584	.655
10: STONE HARBOR	.193	.027	.000	.010	.056	.000	.000	.232	.000	.000	.518	.561
11: UPPER TOWNSHIP	.184	.026	.000	.009	1.064	.000	.000	.125	.000	.000	1.408	1.596
12: WEST CAPE MAY	.205	.029	.000	.010	.197	.378	.000	.330	.000	.000	1.149	1.180
13: WEST WILDWOOD	.200	.028	.000	.010	.516	.000	.000	.605	.000	.000	1.359	1.424
14: WILDWOOD CITY	.216	.030	.000	.011	.730	.000	.000	1.273	.000	.000	2.260	2.190
15: WILDWOOD CREST	.197	.028	.000	.010	.288	.000	.000	.627	.000	.000	1.150	1.225
16: WOODBINE BORO	.190	.027	.000	.010	.888	.000	.000	.235	.000	.000	1.350	1.495

2014 SPECIAL TAXING DISTRICT SUMMARY


<u>DISTRICT</u>	<u>ASSESSED VALUATION</u>	<u>TOTAL LEVY</u>	<u>TAX RATE/\$100</u>
<u>Dennis Township</u>			
Fire District #1	585,813,995	365,000	0.063
Fire District #2	339,542,697	250,946	0.074
Fire District #3	<u>118,409,085</u>	<u>161,063</u>	0.136
Total	\$1,043,765,777	\$777,009	-
<u>Lower Township</u>			
Fire District #1	937,814,351	509,138	0.054
Fire District #2	1,476,396,249	908,690	0.062
Fire District #3	<u>1,184,541,206</u>	<u>741,144</u>	0.063
Total	\$3,598,751,806	\$2,158,972	-
<u>Middle Township</u>			
Fire District #1	1,648,073,439	1,216,040	0.074
Fire District #2	613,724,512	536,800	0.087
Fire District #3	289,262,196	449,326	0.155
Fire District #4	<u>156,439,350</u>	<u>155,458</u>	0.100
Total	\$2,707,499,497	\$2,357,624	-
<u>Upper Township</u>			
Fire District #1	323,606,501	77,495	0.025
Fire District #2	375,140,230	446,800	0.119
Fire District #3	813,434,344	524,070	0.064
Fire District #4	<u>647,565,708</u>	<u>510,646</u>	0.079
Total	\$2,159,746,783	\$1,559,011	-
<u>North Wildwood</u>			
SID Boardwalk No. 1	\$73,744,100	\$55,000	0.075
<u>Wildwood</u>			
SID No. 1 Boardwalk	\$141,379,800	\$255,000	0.180
SID No. 2 Business	\$217,590,800	\$325,000	0.149

2014 TOTAL TAXABLE LINE ITEMS AND ASSESSMENTS FOR CAPE MAY COUNTY


	Class 1 Count	Class 1 Value	Class 2 Count	Class 2 Value	Class 3A Count	Class 3A Value	Class 3B Count	Class 3B Value	Class 4A Count	Class 4A Value	Class 4B Count	Class 4B Value	Class 4C Count	Class 4C Value	Total Line Items	Total Taxable
Avalon Borough	144	159,257,000	5,315	6,981,897,800	-	-	-	-	160	166,557,600	-	-	-	-	5,619	7,307,712,400
Cape May City	170	53,288,200	3,451	2,173,873,900	-	-	-	-	262	431,761,000	-	-	105	135,723,600	3,988	2,794,646,700
Cape May Point	64	33,616,400	609	481,120,900	-	-	-	-	1	884,700	-	-	-	-	674	515,622,000
Dennis Twp.	521	51,240,800	3,512	807,499,800	69	19,448,900	223	1,631,800	196	162,130,500	-	-	-	-	4,521	1,041,951,800
Lower Twp.	762	70,784,400	14,204	3,247,623,400	14	4,914,400	58	953,300	331	258,806,900	-	-	5	11,332,200	15,374	3,594,414,600
Middle Twp.	2796	124,299,800	8,367	2,016,773,400	39	9,255,900	47	1,277,000	537	541,660,400	3	4,844,200	10	4,149,100	11,799	2,702,259,800
North Wildwood	119	33,131,200	7,409	2,374,440,500	-	-	-	-	227	270,180,500	-	-	69	38,937,600	7,824	2,716,689,800
Ocean City	789	181,287,700	17,842	10,453,740,400	-	-	-	-	595	498,012,200	2	733,300	45	44,750,900	19,273	11,178,524,500
Sea Isle City	437	102,410,400	6,432	4,616,127,100	-	-	-	-	177	134,707,300	-	-	-	-	7,046	4,853,244,800
Stone Harbor	66	94,982,300	2,891	4,152,800,200	-	-	-	-	197	165,999,000	-	-	2	4,370,200	3,156	4,418,151,700
Upper Twp.	1066	75,968,300	5,628	1,840,681,400	34	12,545,300	80	511,700	299	198,419,400	1	24,019,300	6	3,279,300	7,114	2,155,424,700
West Cape May	107	18,272,800	902	394,148,500	5	3,301,300	11	210,200	37	35,647,800	-	-	2	1,066,100	1,064	452,646,700
West Wildwood	160	24,615,800	778	217,471,100	-	-	-	-	10	9,120,900	-	-	2	532,700	950	251,740,500
Wildwood City	248	31,833,600	4,385	898,052,500	-	-	-	-	621	427,936,900	5	3,671,900	169	55,627,100	5,428	1,417,122,000
Wildwood Crest	64	23,482,900	5,048	1,941,630,600	-	-	-	-	141	313,927,700	-	-	32	19,052,400	5,285	2,298,093,600
Woodbine	165	7,769,900	1,086	132,635,800	13	3,753,700	23	100,800	62	23,504,200	6	3,499,100	2	3,864,400	1,357	175,127,900
Totals	7678	1,086,241,500	87,859	42,730,517,300	174	53,219,500	442	4,684,800	3,853	3,639,257,000	17	36,767,800	449	322,685,600	100,472	47,873,373,500

Total Amount of Miscellaneous Revenues (included Surplus Revenues Appropriated) for the Support of the County Budget	40746859.32
Rate per \$100 to be applied to Column 1 1 for apportionment of County Taxes21062777
Net County Taxes Apportioned (Column 12 A iii)	98,334,470.18
* Adjustments (Net Total (Column 12 A i))	365,578.84
* Net Overpayments are added to the Net Taxes Apportioned Net Underpayments are deducted from the Net Taxes Apportioned	
Rate per \$100 to be applied to Column 1 1 for apportionment of Library Taxes02916024
Rate per \$100 to be applied to Column 1 1 for apportionment of Health Taxes00000000
Rate per \$100 to be applied to Column 1 1 for apportionment of Open Space Taxes01004074
County Percentage Level of Taxable Value of Real Property is 100%	

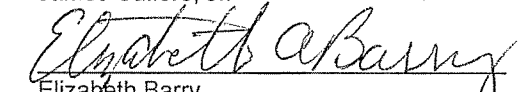
CAPE MAY COUNTY BOARD OF TAXATION



 LuAnn Wowkanec



 James Cafiero, Jr.




 Elizabeth Barry



 John Snyder

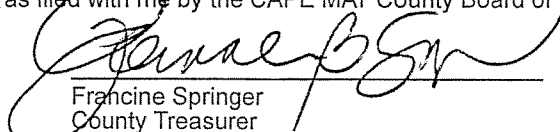


 John McCann

ATTEST: 

 George R. Brown, III

I hereby certify this to be a true copy of the Abstract of Ratables and Exemptions for the County of CAPE MAY, State of New Jersey for the year 2014 as filed with me by the CAPE MAY County Board of Taxation.



 Francine Springer
 County Treasurer

**CAPE MAY COUNTY BOARD OF TAXATION
7 N. MAIN STREET
CAPE MAY COURT HOUSE, NEW JERSEY 08210
PHONE: (609) 465-1030
FAX: (609) 463-6393**