

Essex County Board of Taxation



Abstract of Ratables

2011

County Tax Administrator:
Joan Codey Durkin

Commissioners:
Mary Devon O'Brien, President
Thomas J. Gartland
Everett M. Johnson, Esq.
James R. Matarazzo, Jr.
Catherine F. Willis

Essex County Board of Taxation
50 S. Clinton Street, Suite 5200
East Orange, NJ 07018

Phone: 973-395-8525
Fax: 973-395-8481

2011 ABSTRACT OF RATABLES FOR THE COUNTY OF ESSEX

TAXING DISTRICTS	1		2	3	4	5	6
	TAXABLE VALUE		TAXABLE VALUE OF LAND AND IMPROVEMENTS (COL 1A+1B)	TOTAL TAXABLE VALUE OF PARTIAL EXEMPTIONS & ABATEMENTS (ASSESSED VAL.)	NET TAXABLE VALUE OF LAND & IMPROVEMENTS (COL 2-3)	TAXABLE VALUE COMMUNICATION EQUIPMENT	NET TAXABLE VALUE (COL 4+5)
	(A) LAND	(B) IMPROVEMENTS (INCLUDES PARTIAL EXEMPTIONS & ABATEMENTS)					
01: BELLEVILLE TWP	1,234,925,330	1,597,702,500	2,832,627,830	0	2,832,627,830	8,314,100	2,840,941,930
02: BLOOMFIELD TWP	1,971,437,600	2,279,436,700	4,250,874,300	5,883,700	4,244,990,600	7,032,700	4,252,023,300
03: CALDWELL BORO	575,990,900	451,274,750	1,027,265,650	0	1,027,265,650	4,245,536	1,031,511,186
04: CEDAR GROVE TWP	1,194,199,200	1,078,883,300	2,273,082,500	0	2,273,082,500	1,441,300	2,274,523,800
05: EAST ORANGE CITY	1,577,157,592	1,844,605,033	3,421,762,625	4,917,360	3,416,845,265	7,632,621	3,424,477,886
06: ESSEX FELS BORO	398,626,200	369,829,700	768,455,900	0	768,455,900	327,163	768,783,063
07: FAIRFIELD TWP	1,221,403,000	1,856,025,200	3,077,428,200	0	3,077,428,200	10,130,737	3,087,558,937
08: GLEN RIDGE BORO	782,417,000	636,324,000	1,418,741,000	0	1,418,741,000	472,439	1,419,213,439
09: IRVINGTON TWP	1,574,924,100	1,479,932,200	3,054,856,300	0	3,054,856,300	9,384,167	3,064,240,467
10: LIVINGSTON TWP	3,910,788,180	3,525,987,394	7,436,775,574	0	7,436,775,574	12,139,900	7,448,915,474
11: MAPLEWOOD TWP	1,683,543,500	1,595,332,900	3,278,876,400	0	3,278,876,400	2,491,541	3,281,367,941
12: MILLBURN TWP	3,138,487,900	5,050,054,200	8,188,542,100	0	8,188,542,100	8,446,336	8,196,988,436
13: MONTCLAIR TWP	3,878,263,431	3,290,861,369	7,169,124,800	0	7,169,124,800	12,016,628	7,181,141,428
14: NEWARK CITY	4,471,298,800	6,559,520,800	11,030,819,600	262,367,100	10,768,452,500	71,477,209	10,839,929,709
15: NORTH CALDWELL BORO	737,220,800	842,961,400	1,580,182,200	0	1,580,182,200	568,100	1,580,750,300
16: NUTLEY TWP	1,640,954,100	2,015,288,900	3,656,243,000	0	3,656,243,000	5,941,300	3,662,184,300
17: ORANGE CITY TWP	578,354,900	995,328,300	1,573,683,200	1,468,500	1,572,214,700	1,445,383	1,573,660,083
18: ROSELAND BORO	804,368,400	999,955,652	1,804,324,052	0	1,804,324,052	1,741,868	1,806,065,920
19: SOUTH ORANGE TWP	1,326,478,690	1,468,799,150	2,795,277,840	712,400	2,794,565,440	6,315,009	2,800,880,449
20: VERONA TWP	1,129,461,850	1,010,338,450	2,139,800,300	0	2,139,800,300	1,443,500	2,141,243,800
21: WEST CALDWELL TWP	1,097,515,200	1,134,429,100	2,231,944,300	0	2,231,944,300	1,552,700	2,233,497,000
22: WEST ORANGE TWP	2,317,107,800	3,397,260,603	5,714,368,403	0	5,714,368,403	13,076,396	5,727,444,799
ESSEX	37,244,924,473	43,480,131,601	80,725,056,074	275,349,060	80,449,707,014	187,636,633	80,637,343,647

2011 ABSTRACT OF RATABLES FOR THE COUNTY OF ESSEX

TAXING DISTRICTS	7	8	9		10		11
	GENERAL TAX RATE PER \$100	COUNTY EQUALI- ZATION RATIO	TRUE VALUE		EQUALIZATION		NET VALUATION FOR COUNTY TAX APPORTIONMENT (COL 6-9A+9B -10A+10B)
			(A) UEZ ABATEMENT EXPIRED	(B) CLASS II RAILROADS	(A) AMOUNTS DEDUCTED	(B) AMOUNTS ADDED	
01:BELLEVILLE TWP	3.202	81.88%	0	0		663,000,899	3,503,942,829
02:BLOOMFIELD TWP	3.262	89.35%	0	0		545,524,617	4,797,547,917
03:CALDWELL BORO	2.307	93.03%	0	0		82,928,917	1,114,440,103
04:CEDAR GROVE TWP	1.894	94.55%	0	0		140,864,125	2,415,387,925
05:EAST ORANGE CITY	3.324	101.58%	0	0	9,104,429		3,415,373,457
06:ESSEX FELS BORO	1.775	95.41%	0	0		37,345,685	806,128,748
07:FAIRFIELD TWP	1.627	103.90%	0	0	83,083,881		3,004,475,056
08:GLEN RIDGE BORO	2.968	94.96%	0	0		76,877,894	1,496,091,333
09:IRVINGTON TWP	3.310	99.40%	0	0		40,200,149	3,104,440,616
10:LIVINGSTON TWP	2.139	95.64%	0	0		359,774,681	7,808,690,155
11:MAPLEWOOD TWP	3.103	89.25%	0	0		406,568,570	3,687,936,511
12:MILLBURN TWP	1.848	93.12%	0	0		631,579,760	8,828,568,196
13:MONTCLAIR TWP	2.561	103.47%	0	0	224,675,835		6,956,465,593
14:NEWARK CITY	3.328	67.14%	0	0		6,280,950,988	17,120,880,697
15:NORTH CALDWELL BORO	2.036	92.76%	0	0		124,891,835	1,705,642,135
16:NUTLEY TWP	2.909	90.80%	0	0		395,451,384	4,057,635,684
17:ORANGE CITY TWP	3.450	91.91%	0	0		167,321,021	1,740,981,104
18:ROSELAND BORO	1.873	100.52%	0	0		293,061	1,806,358,981
19:SOUTH ORANGE TWP	2.733	102.17%	0	0	53,158,979		2,747,721,470
20:VERONA TWP	2.550	91.44%	0	0		208,397,076	2,349,640,876
21:WEST CALDWELL TWP	2.190	92.89%	0	0		183,767,444	2,417,264,444
22:WEST ORANGE TWP	3.481	89.81%	0	0		671,541,018	6,398,985,817
ESSEX		%	0	0	370,023,124	11,017,279,124	91,284,599,647

2011 ABSTRACT OF RATABLES FOR THE COUNTY OF ESSEX

TAXING DISTRICT	SECTION 12 - A							
	(i)	(ii)				(iii)	(iv)	(v)
	TOTAL COUNTY TAXES APPORTIONED	ADJUSTMENTS RESULTING FROM:				NET COUNTY TAXES APPORTIONED	MUNICIPAL BUDGET STATE AID	NET COUNTY TAXES APPORTIONED LESS STATE AID (COL.12 AIII-12AIV-COUNTY BPP ADJUSTMENT)
		(A) EQUAL TABLE APPEALS		(B) APPEALS & CORRECTIONS				
DEDUCT OVERPAY		ADD UNDERPAY	DEDUCT OVERPAY	ADD UNDERPAY				
01:BELLEVILLE TWP	14,905,896.13	.00	.00	149,480.32	.00	14,756,415.81	.00	14,756,415.81
02:BLOOMFIELD TWP	20,408,937.71	.00	.00	101,566.92	.00	20,307,370.79	.00	20,307,370.79
03:CALDWELL BORO	4,740,867.43	.00	.00	8,438.05	.00	4,732,429.38	.00	4,732,429.38
04:CEDAR GROVE TWP	10,275,145.25	.00	.00	31,841.91	.00	10,243,303.34	.00	10,243,303.34
05:EAST ORANGE CITY	14,529,118.91	.00	.00	328,286.72	.00	14,200,832.19	.00	14,200,832.19
06:ESSEX FELLS BORO	3,429,300.07	.00	.00	29,622.53	.00	3,399,677.54	.00	3,399,677.54
07:FAIRFIELD TWP	12,781,142.65	.00	.00	214,554.27	.00	12,566,588.38	.00	12,566,588.38
08:GLEN RIDGE BORO	6,364,425.19	.00	.00	39,987.36	.00	6,324,437.83	.00	6,324,437.83
09:IRVINGTON TWP	13,206,399.66	.00	.00	470,195.53	.00	12,736,204.13	.00	12,736,204.13
10:LIVINGSTON TWP	33,218,442.79	.00	.00	338,339.03	.00	32,880,103.76	.00	32,880,103.76
11:MAPLEWOOD TWP	15,688,611.73	.00	.00	115,338.58	.00	15,573,273.15	.00	15,573,273.15
12:MILLBURN TWP	37,557,039.87	.00	.00	284,053.18	.00	37,272,986.69	.00	37,272,986.69
13:MONTCLAIR TWP	29,593,049.50	.00	.00	400,778.32	.00	29,192,271.18	.00	29,192,271.18
14:NEWARK CITY	72,832,829.14	.00	.00	923,740.55	.00	71,909,088.59	.00	71,909,088.59
15:NORTH CALDWELL BORO	7,255,861.68	.00	.00	26,846.11	.00	7,229,015.57	.00	7,229,015.57
16:NUTLEY TWP	17,261,325.03	.00	.00	23,952.53	.00	17,237,372.50	.00	17,237,372.50
17:ORANGE CITY TWP	7,406,194.90	.00	.00	86,380.00	.00	7,319,814.90	.00	7,319,814.90
18:ROSELAND BORO	7,684,314.69	.00	.00	171,860.56	.00	7,512,454.13	.00	7,512,454.13
19:SOUTH ORANGE TWP	11,688,903.85	.00	.00	138,305.34	.00	11,550,598.51	.00	11,550,598.51
20:VERONA TWP	9,995,454.99	.00	.00	31,067.96	.00	9,964,387.03	.00	9,964,387.03
21:WEST CALDWELL TWP	10,283,128.03	.00	.00	30,507.42	.00	10,252,620.61	.00	10,252,620.61
22:WEST ORANGE TWP	27,221,510.92	.00	.00	349,119.19	.00	26,872,391.73	.00	26,872,391.73
ESSEX	388,327,900.12	.00	.00	4,294,262.38	.00	384,033,637.74	.00	384,033,637.74

2011 ABSTRACT OF RATABLES FOR THE COUNTY OF ESSEX

TAXING DISTRICTS	SECTION 12 - B			SECTION 12 - C		
	(A)	(B)	(C)	LOCAL TAXES TO BE RAISED FOR:		
	COUNTY LIBRARY TAXES APPORTIONED	COUNTY HEALTH SERVICE TAXES APPORTIONED	COUNTY OPEN SPACE TAXES APPORTIONED	(i) DISTRICT SCHOOL PURPOSES		
				(A) DISTRICT SCHOOL (adjusted for BPP)	(B) REG., CONSOL. & JOINT SCHOOL (adjusted for BPP)	(C) LOCAL SCHOOL (adjusted for BPP)
01:BELLEVILLE TWP	.00	.00	525,918.20	32,959,663.00	.00	.00
02:BLOOMFIELD TWP	.00	.00	723,824.12	62,714,091.50	.00	.00
03:CALDWELL BORO	.00	.00	168,740.66	11,750,553.98	.00	.00
04:CEDAR GROVE TWP	.00	.00	365,190.01	23,930,225.00	.00	.00
05:EAST ORANGE CITY	.00	.00	505,471.73	20,361,814.00	.00	54,275.00
06:ESSEX FELLS BORO	.00	.00	121,118.42	4,137,250.00	2,822,583.09	.00
07:FAIRFIELD TWP	.00	.00	448,144.03	9,909,289.00	14,436,746.92	.00
08:GLEN RIDGE BORO	.00	.00	225,386.33	26,030,506.00	.00	.00
09:IRVINGTON TWP	.00	.00	452,654.86	17,459,529.00	.00	1,371,697.38
10:LIVINGSTON TWP	.00	.00	1,173,120.79	95,135,065.00	.00	.00
11:MAPLEWOOD TWP	.00	.00	555,039.39	.00	58,960,359.98	.00
12:MILLBURN TWP	.00	.00	1,328,368.85	75,120,680.00	.00	.00
13:MONTCLAIR TWP	.00	.00	1,040,194.74	97,509,698.00	.00	4,712,469.00
14:NEWARK CITY	.00	.00	2,568,421.50	104,378,431.50	.00	7,632,234.00
15:NORTH CALDWELL BORO	.00	.00	257,688.40	.00	7,512,274.03	11,444,877.00
16:NUTLEY TWP	.00	.00	614,684.91	50,584,373.50	.00	.00
17:ORANGE CITY TWP	.00	.00	260,840.61	10,247,567.00	.00	803,433.00
18:ROSELAND BORO	.00	.00	268,101.61	.00	8,087,057.76	7,467,062.50
19:SOUTH ORANGE TWP	.00	.00	411,458.43	.00	43,299,689.01	.00
20:VERONA TWP	.00	.00	355,358.97	29,396,707.00	.00	.00
21:WEST CALDWELL TWP	.00	.00	365,732.67	26,042,046.02	.00	.00
22:WEST ORANGE TWP	.00	.00	957,237.98	120,287,738.00	.00	.00
ESSEX	.00	.00	13,692,697.21	817,955,227.50	135,118,710.79	33,486,047.88

2011 ABSTRACT OF RATABLES FOR THE COUNTY OF ESSEX

TAXING DISTRICTS	SECTION 12 - C			SECTION 12 - D
	LOCAL TAXES TO BE RAISED FOR:			TOTAL LEVY ON WHICH TAX RATE IS COMPUTED
	(ii) LOCAL MUNICIPAL PURPOSES			
	(A) MUNICIPAL BUDGET (adjusted for BPP)	(B) MUNICIPAL OPEN SPACE BUDGET	(C) MUNICIPAL LIBRARY BUDGET	
01: BELLEVILLE TWP	41,559,048.35	.00	1,153,796.00	90,954,841.36
02: BLOOMFIELD TWP	53,090,928.14	212,602.00	1,627,765.00	138,676,581.55
03: CALDWELL BORO	6,669,786.58	103,192.00	370,764.71	23,795,467.31
04: CEDAR GROVE TWP	7,693,016.56	45,490.48	805,886.00	43,083,111.39
05: EAST ORANGE CITY	78,693,769.00	.00	.00	113,816,161.92
06: ESSEX FELS BORO	3,163,848.39	.00	.00	13,644,477.44
07: FAIRFIELD TWP	11,558,220.67	311,036.00	998,006.42	50,228,031.42
08: GLEN RIDGE BORO	9,038,222.39	.00	499,720.00	42,118,272.55
09: IRVINGTON TWP	69,400,947.52	.00	.00	101,421,032.89
10: LIVINGSTON TWP	27,096,187.10	372,400.00	2,624,290.27	159,281,166.92
11: MAPLEWOOD TWP	25,176,362.42	308,450.00	1,224,832.45	101,798,317.39
12: MILLBURN TWP	34,763,211.55	.00	2,941,814.11	151,427,061.20
13: MONTCLAIR TWP	49,079,318.54	.00	2,359,338.00	183,893,289.46
14: NEWARK CITY	168,887,392.47	.00	5,333,578.00	360,709,146.06
15: NORTH CALDWELL BORO	5,731,869.65	.00	.00	32,175,724.65
16: NUTLEY TWP	36,698,347.74	.00	1,372,159.00	106,506,937.65
17: ORANGE CITY TWP	35,647,913.10	.00	.00	54,279,568.61
18: ROSELAND BORO	9,154,967.39	722,586.21	602,691.00	33,814,920.60
19: SOUTH ORANGE TWP	20,058,070.68	280,103.08	925,538.90	76,525,458.61
20: VERONA TWP	14,066,583.00	.00	798,625.00	54,581,661.00
21: WEST CALDWELL TWP	11,439,978.36	.00	797,436.21	48,897,813.87
22: WEST ORANGE TWP	48,971,497.00	150,448.41	2,103,803.00	199,343,116.12
ESSEX	767,639,486.60	2,506,308.18	26,540,044.07	2,180,972,159.97

2011 ABSTRACT OF RATABLES FOR THE COUNTY OF ESSEX

TAXING DISTRICTS	SECTION 13						
	REAL PROPERTY EXEMPT FROM TAXATION						
	(A) PUBLIC SCHOOL	(B) OTHER SCHOOL	(C) PUBLIC PROPERTY	(D) CHURCH AND CHARITABLE	(E) CEMETERIES AND GRAVEYARDS	(F) OTHER EXEMPTS	(G) TOTAL AMOUNT OF EXEMPTS (13A+B+C+D+E+F)
01:BELLEVILLE TWP	81,829,700	11,980,900	106,808,300	59,762,630	14,091,400	105,139,250	379,612,180
02:BLOOMFIELD TWP	115,353,100	77,160,500	112,761,300	104,960,200	12,375,500	14,018,300	436,628,900
03:CALDWELL BORO	19,032,000	45,539,200	12,647,500	25,768,000	7,589,400	15,196,900	125,773,000
04:CEDAR GROVE TWP	40,285,800	0	71,238,000	44,440,791	0	48,825,900	204,790,491
05:EAST ORANGE CITY	227,761,200	36,443,200	1,035,644,100	203,523,800	27,881,500	253,955,000	1,785,208,800
06:ESSEX FELS BORO	6,726,400	2,213,000	91,487,300	8,216,700	0	498,700	109,142,100
07:FAIRFIELD TWP	28,419,600	3,572,300	37,605,300	10,483,800	265,500	115,672,700	196,019,200
08:GLEN RIDGE BORO	35,706,700	0	31,690,900	10,782,800	8,589,400	3,872,400	90,642,200
09:IRVINGTON TWP	155,057,200	0	71,630,100	71,532,200	10,237,500	53,147,000	361,604,000
10:LIVINGSTON TWP	207,556,900	113,986,200	179,458,600	150,567,600	403,500	515,752,000	1,167,724,800
11:MAPLEWOOD TWP	105,434,700	0	589,416,000	39,191,000	0	65,405,700	799,447,400
12:MILLBURN TWP	88,942,800	13,997,500	117,055,900	65,725,200	3,590,800	207,503,500	496,815,700
13:MONTCLAIR TWP	105,293,500	75,085,700	131,260,300	216,346,200	15,911,500	188,643,250	732,540,450
14:NEWARK CITY	694,706,900	593,274,000	4,539,108,299	675,174,800	134,598,600	1,071,488,800	7,708,351,399
15:NORTH CALDWELL BORO	132,507,700	0	20,052,600	17,667,900	0	4,363,600	174,591,800
16:NUTLEY TWP	67,216,252	10,071,826	45,655,068	39,650,165	2,396,700	62,950,788	227,940,799
17:ORANGE CITY TWP	55,353,900	10,788,100	71,774,300	73,035,800	15,628,700	80,824,250	307,405,050
18:ROSELAND BORO	9,421,800	0	19,377,800	9,010,100	100,800	13,262,280	51,172,780
19:SOUTH ORANGE TWP	48,266,700	357,945,200	69,662,000	76,624,200	0	104,829,600	657,327,700
20:VERONA TWP	74,462,800	4,390,700	102,509,500	33,401,200	0	38,897,600	253,661,800
21:WEST CALDWELL TWP	64,820,000	2,516,900	57,212,264	3,495,600	0	4,979,500	133,024,264
22:WEST ORANGE TWP	114,230,320	49,813,720	273,987,540	98,071,300	10,041,100	28,700,800	574,844,780
ESSEX	2,478,385,972	1,408,778,946	7,788,042,971	2,037,431,986	263,701,900	2,997,927,818	16,974,269,593

2011 ABSTRACT OF RATABLES FOR THE COUNTY OF ESSEX

TAXING DISTRICTS	SECTION 14				SECTION 15	
	AMOUNT OF MISCELLANEOUS REVENUES TO SUPPORT LOCAL BUDGET				DEDUCTIONS ALLOWED	
	(A) SURPLUS REVENUE	(B) MISCELLANEOUS REVENUES ANTICIPATED	(C) RECEIPTS FROM DELINQUENT TAX	(D) TOTAL OF MISCELLANEOUS REVENUES (COL. 14A+B+C)	(A) SENIOR CITIZEN, DISABLED AND SURVIVING SPOUSE	(B) VETERANS AND WIDOWS
01: BELLEVILLE TWP	1,094,000.00	10,535,275.46	1,715,000.00	13,344,275.46	115,500.00	188,500.00
02: BLOOMFIELD TWP	3,000,000.00	10,210,664.09	2,150,000.00	15,360,664.09	76,500.00	248,500.00
03: CALDWELL BORO	340,550.00	3,953,337.95	250.00	4,294,137.95	7,000.00	45,750.00
04: CEDAR GROVE TWP	419,319.36	2,848,645.60	481,480.19	3,749,445.15	14,250.00	113,750.00
05: EAST ORANGE CITY	.00	46,046,336.00	6,000,000.00	52,046,336.00	46,250.00	122,000.00
06: ESSEX FELS BORO	110,000.00	1,216,307.38	238,789.20	1,565,096.58	500.00	13,500.00
07: FAIRFIELD TWP	1,200,000.00	4,043,111.45	625,000.00	5,868,111.45	13,750.00	80,850.00
08: GLEN RIDGE BORO	647,778.00	1,467,025.23	247,088.86	2,361,892.09	2,500.00	37,750.00
09: IRVINGTON TWP	.00	14,641,890.33	976,298.33	15,618,188.66	58,000.00	69,250.00
10: LIVINGSTON TWP	2,600,000.00	7,752,136.45	1,460,000.00	11,812,136.45	33,250.00	221,000.00
11: MAPLEWOOD TWP	1,111,000.00	9,315,918.68	1,299,589.87	11,726,508.55	14,250.00	98,600.00
12: MILLBURN TWP	4,580,158.00	6,470,857.13	600,000.00	11,651,015.13	4,750.00	78,750.00
13: MONTCLAIR TWP	464,000.00	11,471,883.45	2,900,000.00	14,835,883.45	20,000.00	121,000.00
14: NEWARK CITY	25,750,000.00	383,537,580.27	24,790,900.00	434,078,480.27	128,250.00	237,500.00
15: NORTH CALDWELL BORO	430,000.00	1,899,945.57	282,700.00	2,612,645.57	2,000.00	40,250.00
16: NUTLEY TWP	3,900,000.00	5,472,091.02	1,000,000.00	10,372,091.02	63,500.00	222,500.00
17: ORANGE CITY TWP	.00	14,641,850.33	976,298.33	15,618,148.66	45,000.00	42,000.00
18: ROSELAND BORO	837,000.00	1,894,463.52	255,000.00	2,986,463.52	10,000.00	52,500.00
19: SOUTH ORANGE TWP	1,875,713.00	10,627,908.21	925,568.09	13,429,189.30	7,250.00	51,750.00
20: VERONA TWP	2,465,000.00	3,491,058.00	631,000.00	6,587,058.00	11,250.00	103,250.00
21: WEST CALDWELL TWP	1,397,489.00	4,483,325.74	546,000.00	6,426,814.74	11,250.00	91,250.00
22: WEST ORANGE TWP	3,400,000.00	16,256,269.00	1,490,000.00	21,146,269.00	23,750.00	205,500.00
ESSEX	55,622,007.36	572,277,880.86	49,590,962.87	677,490,851.09	708,750.00	2,485,700.00

2011 ABSTRACT OF RATABLES FOR THE COUNTY OF ESSEX

TAXING DISTRICTS	ADDENDUM TO ABSTRACT OF RATABLES -- ASSESSED VALUE OF PARTIAL EXEMPTIONS & ABATEMENTS (COLUMN 3)								
	(1) POLLUTION CONTROL	(2) FIRE SUPPRESSION	(3) FALLOUT SHELTER	(4) WATER- SEWER FACILITY	(5) RENEWABLE ENERGY	(6) UEZ ABATEMENT	(7) HOME IMPROVEMENT	(8) MULTI- FAMILY DWELLING	(9) CLASS 4 ABATEMENT
01:BELLEVILLE TWP	0	0	0	0	0	0	0	0	0
02:BLOOMFIELD TWP	0	0	0	0	0	0	0	0	0
03:CALDWELL BORO	0	0	0	0	0	0	0	0	0
04:CEDAR GROVE TWP	0	0	0	0	0	0	0	0	0
05:EAST ORANGE CITY	0	0	0	0	0	0	0	0	0
06:ESSEX FELLS BORO	0	0	0	0	0	0	0	0	0
07:FAIRFIELD TWP	0	0	0	0	0	0	0	0	0
08:GLEN RIDGE BORO	0	0	0	0	0	0	0	0	0
09:IRVINGTON TWP	0	0	0	0	0	0	0	0	0
10:LIVINGSTON TWP	0	0	0	0	0	0	0	0	0
11:MAPLEWOOD TWP	0	0	0	0	0	0	0	0	0
12:MILLBURN TWP	0	0	0	0	0	0	0	0	0
13:MONTCLAIR TWP	0	0	0	0	0	0	0	0	0
14:NEWARK CITY	458,000	816,700	0	0	0	259,822,900	0	0	0
15:NORTH CALDWELL BORO	0	0	0	0	0	0	0	0	0
16:NUTLEY TWP	0	0	0	0	0	0	0	0	0
17:ORANGE CITY TWP	0	0	0	0	0	0	0	0	0
18:ROSELAND BORO	0	0	0	0	0	0	0	0	0
19:SOUTH ORANGE TWP	0	0	0	0	0	0	0	0	0
20:VERONA TWP	0	0	0	0	0	0	0	0	0
21:WEST CALDWELL TWP	0	0	0	0	0	0	0	0	0
22:WEST ORANGE TWP	0	0	0	0	0	0	0	0	0
ESSEX	458,000	816,700	0	0	0	259,822,900	0	0	0

2011 ABSTRACT OF RATABLES FOR THE COUNTY OF ESSEX

ADDENDUM TO ABSTRACT OF RATABLES -- ASSESSED VALUE OF PARTIAL EXEMPTIONS & ABATEMENTS (CONTINUED)								
TAXING DISTRICTS	(10) DWELLING ABATEMENT	(11) DWELLING EXEMPTION	(12) NEW DWELLING CONVERSION ABATEMENT	(13) NEW DWELLING CONVERSION EXEMPTION	(14) MULTI-DWELLING EXEMPTION	(15) MULTI-DWELLING ABATEMENT	(16) COMMERCIAL/ INDUSTRIAL EXEMPTION	(17) TOTAL VALUE
01: BELLEVILLE TWP	0	0	0	0	0	0	0	0
02: BLOOMFIELD TWP	0	5,883,700	0	0	0	0	0	5,883,700
03: CALDWELL BORO	0	0	0	0	0	0	0	0
04: CEDAR GROVE TWP	0	0	0	0	0	0	0	0
05: EAST ORANGE CITY	0	1,089,500	0	985,400	2,842,460	0	0	4,917,360
06: ESSEX FELLS BORO	0	0	0	0	0	0	0	0
07: FAIRFIELD TWP	0	0	0	0	0	0	0	0
08: GLEN RIDGE BORO	0	0	0	0	0	0	0	0
09: IRVINGTON TWP	0	0	0	0	0	0	0	0
10: LIVINGSTON TWP	0	0	0	0	0	0	0	0
11: MAPLEWOOD TWP	0	0	0	0	0	0	0	0
12: MILLBURN TWP	0	0	0	0	0	0	0	0
13: MONTCLAIR TWP	0	0	0	0	0	0	0	0
14: NEWARK CITY	0	0	0	0	0	0	1,269,500	262,367,100
15: NORTH CALDWELL BORO	0	0	0	0	0	0	0	0
16: NUTLEY TWP	0	0	0	0	0	0	0	0
17: ORANGE CITY TWP	0	0	484,800	983,700	0	0	0	1,468,500
18: ROSELAND BORO	0	0	0	0	0	0	0	0
19: SOUTH ORANGE TWP	0	712,400	0	0	0	0	0	712,400
20: VERONA TWP	0	0	0	0	0	0	0	0
21: WEST CALDWELL TWP	0	0	0	0	0	0	0	0
22: WEST ORANGE TWP	0	0	0	0	0	0	0	0
ESSEX	0	7,685,600	484,800	1,969,100	2,842,460	0	1,269,500	275,349,060

2011 ABSTRACT OF RATABLES FOR THE COUNTY OF ESSEX

ADDENDUM -- EQUALIZED VALUE BASED ON IN LIEU OF TAXES (COL.10B)

TAXING DISTRICTS	(1)	(2)	(3)	(4)	(5)
	C.12 PL 1977 IN LIEU OF TAX	NJ HOUSING FINANCE AGENCY	URBAN RENEWAL	OTHER	TOTAL
01:BELLEVILLE TWP	0	0	0	0	0
02:BLOOMFIELD TWP	0	0	0	0	0
03:CALDWELL BORO	0	0	0	0	0
04:CEDAR GROVE TWP	0	0	0	0	0
05:EAST ORANGE CITY	0	0	0	0	0
06:ESSEX FELLS BORO	0	0	0	0	0
07:FAIRFIELD TWP	0	0	0	0	0
08:GLEN RIDGE BORO	0	0	0	0	0
09:IRVINGTON TWP	0	0	0	0	0
10:LIVINGSTON TWP	0	0	0	0	0
11:MAPLEWOOD TWP	0	0	0	0	0
12:MILLBURN TWP	0	0	0	0	0
13:MONTCLAIR TWP	0	0	0	0	0
14:NEWARK CITY	0	0	0	0	0
15:NORTH CALDWELL BORO	0	0	0	0	0
16:NUTLEY TWP	0	0	0	0	0
17:ORANGE CITY TWP	0	0	0	0	0
18:ROSELAND BORO	0	0	0	0	0
19:SOUTH ORANGE TWP	0	0	0	0	0
20:VERONA TWP	0	0	0	0	0
21:WEST CALDWELL TWP	0	0	0	0	0
22:WEST ORANGE TWP	0	0	0	0	0
ESSEX	0	0	0	0	0

2011 ABSTRACT OF RATABLES FOR THE COUNTY OF ESSEX

TAXING DISTRICTS	BREAKDOWN OF GENERAL TAX RATE											
	COUNTY TAX	LIBRARY TAX	HEALTH SERVICE TAX	COUNTY OPEN SPACE TAX	DISTRICT SCHOOL TAX	REGIONAL SCHOOL TAX	LOCAL SCHOOL TAX	MUNICIPAL PURPOSE TAX	MUNICIPAL OPEN SPACE TAX	MUNICIPAL LIBRARY TAX	GENERAL TAX RATE	EFFECTIVE TAX RATE
01:BELLEVILLE TWP	.519	.000	.000	.019	1.160	.000	.000	1.463	.000	.041	3.202	2.596
02:BLOOMFIELD TWP	.478	.000	.000	.017	1.475	.000	.000	1.249	.005	.038	3.262	2.891
03:CALDWELL BORO	.459	.000	.000	.016	1.139	.000	.000	.647	.010	.036	2.307	2.135
04:CEDAR GROVE TWP	.450	.000	.000	.016	1.052	.000	.000	.338	.002	.036	1.894	1.784
05:EAST ORANGE CITY	.415	.000	.000	.015	.595	.000	.001	2.298	.000	.000	3.324	3.332
06:ESSEX FELLS BORO	.442	.000	.000	.016	.538	.367	.000	.412	.000	.000	1.775	1.693
07:FAIRFIELD TWP	.407	.000	.000	.015	.321	.468	.000	.374	.010	.032	1.627	1.672
08:GLEN RIDGE BORO	.446	.000	.000	.016	1.834	.000	.000	.637	.000	.035	2.968	2.815
09:IRVINGTON TWP	.415	.000	.000	.015	.570	.000	.045	2.265	.000	.000	3.310	3.267
10:LIVINGSTON TWP	.442	.000	.000	.016	1.277	.000	.000	.364	.005	.035	2.139	2.040
11:MAPLEWOOD TWP	.475	.000	.000	.017	.000	1.797	.000	.767	.010	.037	3.103	2.760
12:MILLBURN TWP	.455	.000	.000	.016	.917	.000	.000	.424	.000	.036	1.848	1.715
13:MONTCLAIR TWP	.407	.000	.000	.014	1.358	.000	.066	.683	.000	.033	2.561	2.643
14:NEWARK CITY	.664	.000	.000	.024	.963	.000	.070	1.558	.000	.049	3.328	2.107
15:NORTH CALDWELL BORO	.458	.000	.000	.016	.000	.475	.724	.363	.000	.000	2.036	1.886
16:NUTLEY TWP	.471	.000	.000	.017	1.381	.000	.000	1.002	.000	.038	2.909	2.625
17:ORANGE CITY TWP	.465	.000	.000	.017	.651	.000	.051	2.266	.000	.000	3.450	3.118
18:ROSELAND BORO	.416	.000	.000	.015	.000	.448	.414	.507	.040	.033	1.873	1.872
19:SOUTH ORANGE TWP	.413	.000	.000	.015	.000	1.546	.000	.716	.010	.033	2.733	2.785
20:VERONA TWP	.466	.000	.000	.017	1.373	.000	.000	.657	.000	.037	2.550	2.323
21:WEST CALDWELL TWP	.459	.000	.000	.017	1.166	.000	.000	.512	.000	.036	2.190	2.023
22:WEST ORANGE TWP	.469	.000	.000	.017	2.100	.000	.000	.855	.003	.037	3.481	3.115

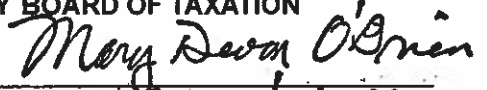
**2011 SPECIAL TAXING DISTRICT TAX RATES
(PER \$100.00 ASSESSED VALUATION)**

MUNICIPALITY	DISTRICT	ASSESSED VALUATION PER DISTRICT	TOTAL LEVY PER DISTRICT	SPECIAL DISTRICT TAX RATE
Belleville Township				
Bloomfield Township	SPECIAL IMP. DISTRICT 01	168,391,000	\$304,333.00	.181
Caldwell Township				
Cedar Grove Township	GARBAGE DISTRICT	2,274,523,800	\$1,419,419.00	.063
East Orange City	SPECIAL IMP. DISTRICT 01	82,166,100	\$53,000.00	.064
Essex Fells Township				
Fairfield Township				
Irvington Township				
Livingston Township	SPECIAL IMP. DISTRICT 01	295,991,100	\$132,551.30	.046
	SPECIAL IMP. DISTRICT 02	910,070,878	\$160,251.17	.018
Maplewood Township	SPECIAL IMP. DISTRICT 01	92,680,300	\$132,068.84	.143
	SPECIAL IMP. DISTRICT 02	42,720,200	\$45,000.00	.106
Millburn Township	SPECIAL IMP. DISTRICT 01	162,816,183	\$195,379.42	.120
Montclair Township	SPECIAL IMP. DISTRICT 01	299,933,200	\$418,000.00	.140
Newark City	SPECIAL IMP. DISTRICT 01	1,171,598,400	\$2,037,470.00	.174
	SPECIAL IMP. DISTRICT 02	276,968,300	\$600,000.00	.217
	SPECIAL IMP. DISTRICT 03	102,389,400	\$250,000.00	.245
North Caldwell Township				
Nutley Township				
Orange City Township				
Roseland Borough				
South Orange Township				
Verona Township				
West Caldwell Township				
West Orange Township	SPECIAL IMP. DISTRICT 01	58,687,500	\$46,363.13	0.079
	SPECIAL IMP. DISTRICT 02	51,667,500	\$37,717.28	0.073
	SPECIAL IMP. DISTRICT 03	2,965,200	\$21,052.92	0.710


2011 ABSTRACT OF RATABLES FOR THE COUNTY OF ESSEX

Total Amount of Miscellaneous Revenues (included Surplus Revenues Appropriated) for the Support of the County Budget	336,756,255.00
Rate per \$100 to be applied to Column 1 1 for apportionment of County Taxes42540352
Net County Taxes Apportioned (Column 12 A iii)	384,033,637.74
* Adjustments (Net Total (Column 12 A i))	4,294,262.38
* Net Overpayments are added to the Net Taxes Apportioned Net Underpayments are deducted from the Net Taxes Apportioned	
Rate per \$100 to be applied to Column 1 1 for apportionment of Library Taxes00000000
Rate per \$100 to be applied to Column 1 1 for apportionment of Health Taxes00000000
Rate per \$100 to be applied to Column 1 1 for apportionment of Open Space Taxes01517118
County Percentage Level of Taxable Value of Real Property is 100%	


ESSEX COUNTY BOARD OF TAXATION



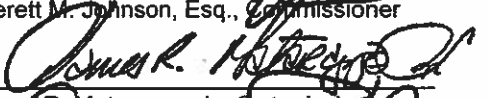
 Mary Devon O'Brien, President



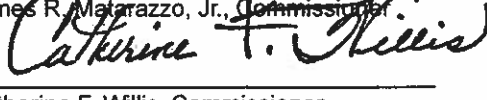
 Thomas J. Gartland, Commissioner



 Everett M. Johnson, Esq., Commissioner



 James R. Matarazzo, Jr., Commissioner



 Catherine F. Willis, Commissioner

ATTEST: 
 Joan Codey Durkin, Tax Administrator

I hereby certify this to be a true copy of the Abstract of Ratables and Exemptions for the County of ESSEX, State of New Jersey for the year 2011 as filed with me by the ESSEX County Board of Taxation

 Essex County Treasurer

2011

ESSEX COUNTY TAX ASSESSORS

<u>TAXING DISTRICT</u>	<u>ASSESSOR</u>	<u>P.O. ADDRESS</u>	<u>DAYS IN OFFICE</u>	<u>PHONE #</u>
Belleville Twp	Kevin Esposito	152 Washington Ave., Belleville, NJ 07109	M/T/TH/F	973-450-3304
Bloomfield Twp	Joseph J. Pisaurro	Municipal Plaza, Bloomfield, NJ 07003		973-680-4021
Caldwell	John W. Kelly	1 Provost Square, Caldwell, NJ 07006	T/p.m.	973-226-6349
Cedar Grove Twp	Richard Hamilton, Jr.	525 Pompton Ave., Cedar Grove, NJ 07009	T/W/F	973-239-1410
East Orange City	Thomas Small	44 City Hall Plaza, East Orange, NJ 07019		973-266-5105
Essex Fells Boro	Kevin Esposito	P. O. Box 38, Essex Fells, NJ 07021		973-226-3400
Fairfield Twp	Michael Leposky	230 Fairfield Rd., Fairfield, NJ 07004	T/TH/F	973-882-2717
Glen Ridge Boro	William H. Merdinger	P.O. Box 66, Glen Ridge, NJ 07028	TH	973-748-8400
Irvington Twp	Silvia Forbes	Civic Square, Irvington, NJ 07111		973-399-6684
Livingston Twp	Lidia Dumystch	357 Livingston Ave., Livingston, NJ 07039		973-535-7978
Maplewood Twp	Edward N. Galante	574 Valley St., Maplewood, NJ 07040	T/pm	973-762-3433
Millburn Twp	Mary Lisa Baratto	375 Millburn Ave., Millburn, NJ 07041		973-564-7081
Montclair Twp	Joan M. Kozeniesky	205 Claremont Ave., Montclair, NJ 07042		973-509-4920
Newark City	Sidney Simon, Chief Asst Assessor	920 Broad St., Newark, NJ 07102		973-733-3950
North Caldwell Boro	George F. Librizzi	Gould Ave., North Caldwell, NJ 07006	W/p.m.	973-228-6417
Nutley Twp	George F. Librizzi	1 Kennedy Dr., Nutley, NJ 07110	M-F	973-284-4956
Orange City	Ryan Riccio	29 No. Day St., Orange, NJ 07050		973-266-4008
Roseland Boro	Kevin Esposito	19 Harrison Ave., Roseland, NJ 07068	W/p.m. F/a.m.	973-226-8080
South Orange Twp	Ellen Foye Malgieri	101 So. Orange Ave., South Orange, NJ 07009		973-378-7729
Verona Twp	George F. Librizzi	880 Bloomfield Ave., Verona, NJ 07044	T/TH	973-857-4837
West Caldwell Twp	Richard Hamilton, Jr.	30 Clinton Road, West Caldwell, NJ 07006	M/TH	973-226-2303
West Orange Twp	Kevin J. Dillon	66 Main St., West Orange, NJ 07052	M-F	973-325-4060