

# ESSEX COUNTY BOARD OF TAXATION



## ABSTRACT OF LIABILITIES

### Commissioners

**Catherine F. Willis, President**

**Joseph A. DeFuria, Esq.**

**Everett M. Johnson, Esq.**

**Luis M. Linares**

**James R. Matarazzo, Jr.**

**Mary Devon O'Brien**

**County Tax Administrator**

**Joan Codey Durkin, CTA**

*Essex County Board of Taxation  
50 South Clinton Street, Suite 5200  
East Orange, New Jersey 07018*

*Phone: 973-395-8525  
Fax: 973-395-8481  
Website: [www.essextaxboard.com](http://www.essextaxboard.com)*

2012 ABSTRACT OF RATABLES FOR THE COUNTY OF ESSEX

TAXING DISTRICTS	1 TAXABLE VALUE		2	3	4	5	6
	(A)	(B)	TAXABLE VALUE OF LAND AND IMPROVEMENTS (COL 1A+1B)	TOTAL TAXABLE VALUE OF PARTIAL EXEMPTIONS & ABATEMENTS (ASSESSED VAL.)	NET TAXABLE VALUE OF LAND & IMPROVEMENTS (COL 2-3)	TAXABLE VALUE COMMUNICATION EQUIPMENT	NET TAXABLE VALUE (COL 4+5)
	LAND	IMPROVEMENTS (INCLUDES PARTIAL EXEMPTIONS & ABATEMENTS)					
01: BELLEVILLE TWP	1,218,557,430	1,523,392,850	2,741,950,280	0	2,741,950,280	6,458,076	2,748,408,356
02: BLOOMFIELD TWP	1,900,112,600	2,266,615,900	4,166,728,500	5,445,100	4,161,283,400	7,268,287	4,168,551,687
03: CALDWELL BORO	575,240,500	442,918,250	1,018,158,750	0	1,018,158,750	4,262,527	1,022,421,277
04: CEDAR GROVE TWP	1,159,517,200	1,085,611,400	2,245,128,600	0	2,245,128,600	1,678,000	2,246,806,600
05: EAST ORANGE CITY	1,577,521,542	1,843,868,083	3,421,389,625	16,335,700	3,405,053,925	7,571,847	3,412,625,772
06: ESSEX FELLS BORO	395,444,500	367,499,600	762,944,100	0	762,944,100	293,033	763,237,133
07: FAIRFIELD TWP	1,028,081,700	1,649,100,400	2,677,182,100	0	2,677,182,100	10,025,440	2,687,207,540
08: GLEN RIDGE BORO	781,704,300	627,952,700	1,409,657,000	0	1,409,657,000	503,201	1,410,160,201
09: IRVINGTON TWP	1,568,170,300	1,415,185,400	2,983,355,700	0	2,983,355,700	10,543,501	2,993,899,201
10: LIVINGSTON TWP	3,903,614,780	3,378,752,194	7,282,366,974	0	7,282,366,974	12,139,900	7,294,506,874
11: MAPLEWOOD TWP	1,682,044,700	1,583,045,700	3,265,090,400	0	3,265,090,400	1,901,383	3,266,991,783
12: MILLBURN TWP	3,137,282,800	4,994,748,800	8,132,031,600	0	8,132,031,600	8,473,300	8,140,504,900
13: MONTCLAIR TWP	2,610,064,200	3,154,255,200	5,764,319,400	0	5,764,319,400	11,362,189	5,775,681,589
14: NEWARK CITY	4,462,022,400	6,527,503,566	10,989,525,966	189,697,800	10,799,828,166	72,125,700	10,871,953,866
15: NORTH CALDWELL BORO	727,771,100	807,121,800	1,534,892,900	0	1,534,892,900	572,300	1,535,465,200
16: NUTLEY TWP	1,495,033,500	2,022,010,000	3,517,043,500	0	3,517,043,500	6,245,100	3,523,288,600
17: ORANGE CITY TWP	576,029,900	968,396,000	1,544,425,900	1,468,500	1,542,957,400	1,609,129	1,544,566,529
18: ROSELAND BORO	797,751,200	915,268,452	1,713,019,652	0	1,713,019,652	1,612,156	1,714,631,808
19: SOUTH ORANGE TWP	892,002,700	1,350,948,000	2,242,950,700	494,000	2,242,456,700	6,114,732	2,248,571,432
20: VERONA TWP	1,056,437,600	1,006,092,000	2,062,529,600	0	2,062,529,600	1,691,900	2,064,221,500
21: WEST CALDWELL TWP	1,097,064,300	1,132,009,600	2,229,073,900	0	2,229,073,900	1,464,400	2,230,538,300
22: WEST ORANGE TWP	2,306,329,300	3,378,963,803	5,685,293,103	0	5,685,293,103	11,842,900	5,697,136,003
ESSEX	34,947,798,552	42,441,259,698	77,389,058,250	213,441,100	77,175,617,150	185,759,001	77,361,376,151

2012 ABSTRACT OF RATABLES FOR THE COUNTY OF ESSEX

TAXING DISTRICTS	7	8	9		10		11
	GENERAL TAX RATE PER \$100	COUNTY EQUALI- ZATION RATIO	TRUE VALUE		EQUALIZATION		NET VALUATION FOR COUNTY TAX APPORTIONMENT (COL 6-9A+9B -10A+10B)
			(A) JEZ ABATEMENT EXPIRED	(B) CLASS II RAILROADS	(A) AMOUNTS DEDUCTED	(B) AMOUNTS ADDED	
01: BELLEVILLE TWP	3.288	93.21%	0	0		234,482,404	2,982,890,760
02: BLOOMFIELD TWP	3.375	93.37%	0	0		331,133,975	4,499,685,662
03: CALDWELL BORO	2.346	95.61%	0	0		52,483,990	1,074,905,267
04: CEDAR GROVE TWP	1.960 *	97.40%	0	0		69,078,578	2,315,885,178
05: EAST ORANGE CITY	3.468	94.68%	0	0		233,346,408	3,645,972,180
06: ESSEX FELLS BORO	1.833	100.81%	0	0	5,775,650		757,461,483
07: FAIRFIELD TWP	1.886	91.60%	0	0		275,548,145	2,962,755,685
08: GLEN RIDGE BORO	3.051	97.12%	0	0		43,293,295	1,453,453,496
09: IRVINGTON TWP	3.399	105.87%	0	0	143,380,695		2,850,518,506
10: LIVINGSTON TWP	2.204	97.31%	0	0		221,201,123	7,515,707,997
11: MAPLEWOOD TWP	3.186	91.05%	0	0		331,659,450	3,598,651,233
12: MILLBURN TWP	1.899	94.08%	0	0		537,140,121	8,677,645,021
13: MONTCLAIR TWP	3.253	84.08%	0	0		1,106,303,689	6,881,985,278
14: NEWARK CITY	3.452	68.03%	0	0		5,933,343,089	16,805,296,955
15: NORTH CALDWELL BORO	2.112	94.33%	0	0		93,678,691	1,629,143,891
16: NUTLEY TWP	3.049	92.31%	0	0		315,714,708	3,839,003,308
17: ORANGE CITY TWP	3.552	104.19%	0	0	36,820,911		1,507,745,618
18: ROSELAND BORO	2.037	91.78%	0	0		162,067,753	1,876,699,561
19: SOUTH ORANGE TWP	3.466	84.42%	0	0		419,726,681	2,668,298,113
20: VERONA TWP	2.678	92.89%	0	0		165,352,263	2,229,573,763
21: WEST CALDWELL TWP	2.194	95.41%	0	0		119,140,560	2,349,678,860
22: WEST ORANGE TWP	3.544	91.52%	0	0		548,740,590	6,245,876,593
ESSEX		%	0	0	185,977,256	11,193,435,513	88,368,834,408

\* Excludes Garbage District Rate of 0.064

2012 ABSTRACT OF RATABLES FOR THE COUNTY OF ESSEX

SECTION 12 - A

TAXING DISTRICT	(i)	(ii) ADJUSTMENTS RESULTING FROM:				(iii)	(iv)	(v)
	TOTAL COUNTY TAXES APPORTIONED	(A) EQUAL TABLE APPEALS		(B) APPEALS & CORRECTIONS		NET COUNTY TAXES APPORTIONED	MUNICIPAL BUDGET STATE AID	NET COUNTY TAXES APPORTIONED LESS STATE AID (COL.12 AIII-12AIV-COUNTY BPP ADJUSTMENT)
		DEDUCT OVERPAY	ADD UNDERPAY	DEDUCT OVERPAY	ADD UNDERPAY			
01: BELLEVILLE TWP	13,439,998.37	.00	.00	381,093.28	.00	13,058,905.09	.00	13,058,905.09
02: BLOOMFIELD TWP	20,274,214.79	.00	.00	95,036.08	.00	20,179,178.71	.00	20,179,178.71
03: CALDWELL BORO	4,843,196.15	.00	.00	89,132.33	.00	4,754,063.82	.00	4,754,063.82
04: CEDAR GROVE TWP	10,434,674.12	.00	.00	8,287.06	.00	10,426,387.06	.00	10,426,387.06
05: EAST ORANGE CITY	16,427,641.54	.00	.00	500,684.27	.00	15,926,957.27	.00	15,926,957.27
06: ESSEX FELLS BORO	3,412,891.02	.00	.00	7,184.37	.00	3,405,706.65	.00	3,405,706.65
07: FAIRFIELD TWP	13,349,275.85	.00	.00	749,520.09	.00	12,599,755.76	.00	12,599,755.76
08: GLEN RIDGE BORO	6,548,819.31	.00	.00	66,202.19	.00	6,482,617.12	.00	6,482,617.12
09: IRVINGTON TWP	12,843,569.26	.00	.00	407,217.36	.00	12,436,351.90	.00	12,436,351.90
10: LIVINGSTON TWP	33,863,493.96	.00	.00	766,104.62	.00	33,097,389.34	.00	33,097,389.34
11: MAPLEWOOD TWP	16,214,427.75	.00	.00	61,227.99	.00	16,153,199.76	.00	16,153,199.76
12: MILLBURN TWP	39,098,828.73	.00	.00	255,436.38	.00	38,843,392.35	.00	38,843,392.35
13: MONTCLAIR TWP	31,008,132.16	.00	.00	1,126,691.68	.00	29,881,440.48	.00	29,881,440.48
14: NEWARK CITY	75,719,555.91	.00	.00	1,125,855.16	.00	74,593,700.75	.00	74,593,700.75
15: NORTH CALDWELL BORO	7,340,426.79	.00	.00	4,222.49	.00	7,336,204.30	.00	7,336,204.30
16: NUTLEY TWP	17,297,381.08	.00	.00	23,197.99	.00	17,274,183.09	.00	17,274,183.09
17: ORANGE CITY TWP	6,793,443.10	.00	.00	132,242.36	.00	6,661,200.74	.00	6,661,200.74
18: ROSELAND BORO	8,455,837.33	.00	.00	6,903.42	.00	8,448,933.91	.00	8,448,933.91
19: SOUTH ORANGE TWP	12,022,539.60	.00	.00	195,282.63	.00	11,827,256.97	.00	11,827,256.97
20: VERONA TWP	10,045,781.14	.00	.00	19,143.50	.00	10,026,637.64	.00	10,026,637.64
21: WEST CALDWELL TWP	10,586,938.17	.00	.00	122,345.85	.00	10,464,592.32	.00	10,464,592.32
22: WEST ORANGE TWP	28,142,019.93	.00	.00	305,769.62	.00	27,836,250.31	.00	27,836,250.31
ESSEX	398,163,086.06	.00	.00	6,448,780.72	.00	391,714,305.34	.00	391,714,305.34

2012 ABSTRACT OF RATABLES FOR THE COUNTY OF ESSEX

TAXING DISTRICTS	SECTION 12 - B			SECTION 12 - C		
	(A)	(B)	(C)	LOCAL TAXES TO BE RAISED FOR		
	COUNTY LIBRARY TAXES APPORTIONED	COUNTY HEALTH SERVICE TAXES APPORTIONED	COUNTY OPEN SPACE TAXES APPORTIONED	(A) DISTRICT SCHOOL (adjusted for BPP)	(B) REG. CONSOL & JOINT SCHOOL (adjusted for BPP)	(C) LOCAL SCHOOL (adjusted for BPP)
01: BELLEVILLE TWP	.00	.00	441,629.26	32,959,663.00	.00	.00
02: BLOOMFIELD TWP	.00	.00	683,316.32	63,082,627.00	.00	.00
03: CALDWELL BORO	.00	.00	160,645.11	.00	11,796,503.21	.00
04: CEDAR GROVE TWP	.00	.00	353,236.24	24,397,090.00	.00	.00
05: EAST ORANGE CITY	.00	.00	537,422.49	20,364,499.00	.00	.00
06: ESSEX FELLS BORO	.00	.00	115,371.56	4,203,061.50	2,994,868.42	.00
07: FAIRFIELD TWP	.00	.00	426,917.27	10,006,617.00	14,115,521.40	.00
08: GLEN RIDGE BORO	.00	.00	219,429.74	26,344,109.00	.00	.00
09: IRVINGTON TWP	.00	.00	420,006.40	17,459,529.00	.00	1,978,853.75
10: LIVINGSTON TWP	.00	.00	1,119,673.05	96,389,153.00	.00	.00
11: MAPLEWOOD TWP	.00	.00	547,089.31	.00	60,128,077.86	.00
12: MILLBURN TWP	.00	.00	1,314,931.15	76,343,886.00	.00	.00
13: MONTCLAIR TWP	.00	.00	1,011,583.18	97,509,698.00	.00	6,106,719.00
14: NEWARK CITY	.00	.00	2,522,728.15	106,768,669.50	.00	6,663,749.00
15: NORTH CALDWELL BORO	.00	.00	248,551.47	.00	7,295,474.50	11,698,449.00
16: NUTLEY TWP	.00	.00	585,165.90	51,536,264.50	.00	.00
17: ORANGE CITY TWP	.00	.00	225,241.02	10,350,043.00	.00	785,513.46
18: ROSELAND BORO	.00	.00	286,236.76	.00	8,525,595.32	7,604,576.00
19: SOUTH ORANGE TWP	.00	.00	400,031.51	.00	44,123,296.66	.00
20: VERONA TWP	.00	.00	339,637.28	30,044,021.00	.00	.00
21: WEST CALDWELL TWP	.00	.00	353,948.86	.00	25,875,337.80	.00
22: WEST ORANGE TWP	.00	.00	942,541.46	121,879,095.00	.00	.00
ESSEX	.00	.00	13,255,333.49	789,638,025.50	174,854,675.17	34,837,860.21

**2012 ABSTRACT OF RATABLES FOR THE COUNTY OF ESSEX**

SECTION 12 - C

SECTION 12 - D

LOCAL TAXES TO BE RAISED FOR:

(ii) LOCAL MUNICIPAL PURPOSES

TAXING DISTRICTS	(A)	(B)	(C)	TOTAL LEVY ON WHICH TAX RATE IS COMPUTED
	MUNICIPAL BUDGET (adjusted for BPP)	MUNICIPAL OPEN SPACE BUDGET	MUNICIPAL LIBRARY BUDGET	
01: BELLEVILLE TWP	42,882,241.53	.00	1,015,762.00	90,358,200.88
02: BLOOMFIELD TWP	54,993,890.68	208,428.00	1,517,816.00	140,665,256.71
03: CALDWELL BORO	6,809,280.35	102,242.00	359,559.00	23,982,293.49
04: CEDAR GROVE TWP	8,021,535.62	44,936.13	778,399.74	44,021,584.79
05: EAST ORANGE CITY	80,311,914.00	.00	1,205,488.00	118,346,280.76
06: ESSEX FELLS BORO	3,264,197.18	.00	.00	13,983,205.31
07: FAIRFIELD TWP	12,282,365.99	268,725.00	976,076.00	50,675,978.42
08: GLEN RIDGE BORO	9,482,167.97	.00	487,094.46	43,015,418.29
09: IRVINGTON TWP	68,473,178.45	.00	964,953.00	101,732,872.50
10: LIVINGSTON TWP	27,220,140.74	364,700.00	2,551,495.72	160,742,551.85
11: MAPLEWOOD TWP	25,728,064.57	328,200.00	1,201,223.38	104,085,854.88
12: MILLBURN TWP	35,365,314.45	.00	2,702,218.90	154,569,742.85
13: MONTCLAIR TWP	51,062,624.08	.00	2,283,825.00	187,855,889.74
14: NEWARK CITY	179,248,251.00	.00	5,416,675.00	375,213,773.40
15: NORTH CALDWELL BORO	5,845,133.34	.00	.00	32,423,812.61
16: NUTLEY TWP	36,682,199.00	.00	1,322,256.00	107,400,068.49
17: ORANGE CITY TWP	36,328,542.56	.00	503,477.00	54,854,017.78
18: ROSELAND BORO	9,049,444.82	342,926.36	655,888.00	34,913,601.17
19: SOUTH ORANGE TWP	20,463,045.04	224,456.70	887,496.96	77,925,583.84
20: VERONA TWP	14,096,866.00	.00	768,342.00	55,275,503.92
21: WEST CALDWELL TWP	11,442,088.56	.00	780,289.80	48,916,257.34
22: WEST ORANGE TWP	48,989,661.00	147,817.62	2,085,639.00	201,881,004.39
<b>ESSEX</b>	<b>788,042,146.93</b>	<b>2,032,431.81</b>	<b>28,463,974.96</b>	<b>2,222,838,753.41</b>

2012 ABSTRACT OF RATABLES FOR THE COUNTY OF ESSEX

SECTION 13

REAL PROPERTY EXEMPT FROM TAXATION

TAXING DISTRICTS	(A)	(B)	(C)	(D)	(E)	(F)	(G)
	PUBLIC SCHOOL	OTHER SCHOOL	PUBLIC PROPERTY	CHURCH AND CHARITABLE	CEMETERIES AND GRAVEYARDS	OTHER EXEMPTS	TOTAL AMOUNT OF EXEMPTS (13A+B+C+D+E+F)
01: BELLEVILLE TWP	81,829,700	11,980,900	106,480,700	46,130,930	14,091,400	105,225,850	365,739,480
02: BLOOMFIELD TWP	115,240,600	76,900,500	111,631,600	101,686,900	12,360,500	13,593,000	431,413,100
03: CALDWELL BORO	19,032,000	45,539,200	12,647,500	26,172,800	7,589,400	15,196,900	126,177,800
04: CEDAR GROVE TWP	40,285,800	0	71,504,100	44,473,291	0	48,360,200	204,623,391
05: EAST ORANGE CITY	227,761,200	37,386,800	1,032,804,600	201,001,700	27,881,500	180,256,700	1,707,092,500
06: ESSEX FELLS BORO	6,726,400	2,213,000	91,467,300	8,216,700	0	498,700	109,142,100
07: FAIRFIELD TWP	28,419,600	3,464,100	38,836,400	10,324,300	203,000	114,899,100	196,146,500
08: GLEN RIDGE BORO	35,706,700	0	31,690,900	10,782,800	8,589,400	4,466,800	91,236,600
09: IRVINGTON TWP	155,057,200	0	71,630,100	71,532,200	10,237,500	53,349,200	361,806,200
10: LIVINGSTON TWP	207,556,900	113,986,200	179,458,600	150,558,200	403,500	515,182,900	1,167,146,300
11: MAPLEWOOD TWP	105,434,700	0	589,416,000	39,191,000	0	64,424,400	798,466,100
12: MILLBURN TWP	88,942,800	13,997,500	115,779,300	65,725,200	3,590,800	207,503,500	495,539,100
13: MONTCLAIR TWP	122,749,700	55,034,400	121,128,500	180,178,300	8,296,200	172,526,100	659,913,200
14: NEWARK CITY	694,706,900	592,696,700	4,546,810,599	677,694,600	134,598,600	1,078,355,000	7,724,862,399
15: NORTH CALDWELL BORO	132,507,700	0	19,981,300	17,667,900	0	4,369,600	174,526,500
16: NUTLEY TWP	67,131,252	10,071,826	44,820,068	40,010,465	2,396,700	56,386,188	220,816,499
17: ORANGE CITY TWP	55,561,500	10,788,100	72,210,500	72,610,800	15,628,700	85,386,650	312,186,250
18: ROSELAND BORO	9,421,800	0	19,377,800	9,774,900	100,800	14,347,380	53,022,680
19: SOUTH ORANGE TWP	48,695,700	349,006,800	53,257,400	68,843,900	0	86,488,700	606,292,500
20: VERONA TWP	74,462,800	4,390,700	102,419,800	33,317,200	0	38,805,400	253,395,900
21: WEST CALDWELL TWP	64,820,000	2,516,900	57,212,264	3,495,600	0	5,468,300	133,513,064
22: WEST ORANGE TWP	114,210,320	49,813,720	270,232,540	105,272,500	10,041,100	30,203,000	579,773,180
ESSEX	2,496,261,272	1,379,787,346	7,760,817,871	1,984,662,186	256,009,100	2,895,293,568	16,772,831,343

**2012 ABSTRACT OF RATABLES FOR THE COUNTY OF ESSEX**

TAXING DISTRICTS	SECTION 14 AMOUNT OF MISCELLANEOUS REVENUES TO SUPPORT LOCAL BUDGET				SECTION 15 DEDUCTIONS ALLOWED	
	(A)	(B)	(C)	(D)	(A)	(B)
	SURPLUS REVENUE	MISCELLANEOUS REVENUES ANTICIPATED	RECEIPTS FROM DELINQUENT TAX	TOTAL OF MISCELLANEOUS REVENUES (COL. 14A+B+C)	SENIOR CITIZEN, DISABLED AND SURVIVING SPOUSE	VETERANS AND WIDOWS
01: BELLEVILLE TWP	976,000.00	10,896,023.45	200,000.00	12,072,023.45	110,500.00	183,500.00
02: BLOOMFIELD TWP	3,000,000.00	11,135,443.10	2,000,000.00	16,135,443.10	73,000.00	233,500.00
03: CALDWELL BORO	340,550.00	4,394,041.45	1,825.25	4,736,416.70	6,000.00	43,250.00
04: CEDAR GROVE TWP	990,812.00	2,267,520.19	466,234.59	3,724,566.78	13,500.00	109,750.00
05: EAST ORANGE CITY	.00	47,818,321.00	5,000,000.00	52,818,321.00	45,750.00	122,000.00
06: ESSEX FELLS BORO	300,000.00	1,137,797.07	102,339.20	1,540,136.27	500.00	12,250.00
07: FAIRFIELD TWP	1,300,000.00	5,840,355.27	475,000.00	7,615,355.27	12,000.00	77,250.00
08: GLEN RIDGE BORO	.00	1,772,240.05	280,000.00	2,052,240.05	2,750.00	36,250.00
09: IRVINGTON TWP	.00	26,136,518.71	2,572,798.80	28,709,317.51	59,000.00	69,750.00
10: LIVINGSTON TWP	2,383,464.90	10,187,415.77	1,900,000.00	14,470,880.67	30,500.00	212,500.00
11: MAPLEWOOD TWP	1,796,325.00	8,776,660.60	1,368,506.00	11,941,491.60	12,250.00	93,500.00
12: MILLBURN TWP	4,300,000.00	7,360,690.39	600,000.00	12,260,690.39	4,250.00	76,000.00
13: MONTCLAIR TWP	1,100,000.00	11,563,157.50	2,800,000.00	15,463,157.50	17,000.00	114,750.00
14: NEWARK CITY	17,825,000.00	395,120,461.63	11,417,000.00	424,362,461.63	115,250.00	224,000.00
15: NORTH CALDWELL BORO	430,000.00	1,958,918.30	333,737.00	2,722,655.30	1,750.00	37,500.00
16: NUTLEY TWP	4,654,000.00	5,606,766.89	979,594.00	11,240,360.89	60,000.00	214,500.00
17: ORANGE CITY TWP	1,400,000.00	15,686,664.08	2,385,250.00	19,471,914.08	45,750.00	41,250.00
18: ROSELAND BORO	937,000.00	2,143,435.29	164,486.99	3,244,922.28	9,500.00	48,500.00
19: SOUTH ORANGE TWP	1,410,000.00	9,698,114.37	740,673.36	11,848,787.73	4,500.00	50,500.00
20: VERONA TWP	2,500,000.00	4,323,832.58	645,000.00	7,468,832.58	10,750.00	99,500.00
21: WEST CALDWELL TWP	1,547,500.00	4,618,021.11	382,380.00	6,547,901.11	10,750.00	88,250.00
22: WEST ORANGE TWP	2,537,253.00	13,813,267.00	2,992,856.81	19,343,376.81	22,250.00	200,000.00
<b>ESSEX</b>	<b>49,727,904.90</b>	<b>602,255,665.80</b>	<b>37,807,682.00</b>	<b>689,791,252.70</b>	<b>667,500.00</b>	<b>2,388,250.00</b>



2012 ABSTRACT OF RATABLES FOR THE COUNTY OF ESSEX

ADDENDUM TO ABSTRACT OF RATABLES -- ASSESSED VALUE OF PARTIAL EXEMPTIONS & ABATEMENTS (COLUMN 3)

	(1)	(2)	(3)	(4)	(5)	(6)	(7)	(8)	(9)
TAXING DISTRICTS	POLLUTION CONTROL	FIRE SUPPRESSION	FALLOUT SHELTER	WATER-SEWER FACILITY	RENEWABLE ENERGY	UEZ ABATEMENT	HOME IMPROVEMENT	MULTI-FAMILY DWELLING	CLASS 4 ABATEMENT
01: BELLEVILLE TWP	0	0	0	0	0	0	0	0	0
02: BLOOMFIELD TWP	0	0	0	0	0	0	0	0	0
03: CALDWELL BORO	0	0	0	0	0	0	0	0	0
04: CEDAR GROVE TWP	0	0	0	0	0	0	0	0	0
05: EAST ORANGE CITY	0	0	0	0	0	0	0	0	0
06: ESSEX FELLS BORO	0	0	0	0	0	0	0	0	0
07: FAIRFIELD TWP	0	0	0	0	0	0	0	0	0
08: GLEN RIDGE BORO	0	0	0	0	0	0	0	0	0
09: IRVINGTON TWP	0	0	0	0	0	0	0	0	0
10: LIVINGSTON TWP	0	0	0	0	0	0	0	0	0
11: MAPLEWOOD TWP	0	0	0	0	0	0	0	0	0
12: MILLBURN TWP	0	0	0	0	0	0	0	0	0
13: MONTCLAIR TWP	0	0	0	0	0	0	0	0	0
14: NEWARK CITY	458,000	816,700	0	0	187,005,300	0	0	0	0
15: NORTH CALDWELL BORO	0	0	0	0	0	0	0	0	0
16: NUTLEY TWP	0	0	0	0	0	0	0	0	0
17: ORANGE CITY TWP	0	0	0	0	0	0	0	0	0
18: ROSELAND BORO	0	0	0	0	0	0	0	0	0
19: SOUTH ORANGE TWP	0	0	0	0	0	0	0	0	0
20: VERONA TWP	0	0	0	0	0	0	0	0	0
21: WEST CALDWELL TWP	0	0	0	0	0	0	0	0	0
22: WEST ORANGE TWP	0	0	0	0	0	0	0	0	0
ESSEX	458,000	816,700	0	0	187,005,300	0	0	0	0

2012 ABSTRACT OF RATABLES FOR THE COUNTY OF ESSEX

ADDENDUM TO ABSTRACT OF RATABLES -- ASSESSED VALUE OF PARTIAL EXEMPTIONS & ABATEMENTS (CONTINUED)

	(10)	(11)	(12)	(13)	(14)	(15)	(16)	(17)
TAXING DISTRICTS	DWELLING ABATEMENT	DWELLING EXEMPTION	NEW DWELLING CONVERSION ABATEMENT	NEW DWELLING CONVERSION EXEMPTION	MULTI-DWELLING EXEMPTION	MULTI-DWELLING ABATEMENT	COMMERCIAL/ INDUSTRIAL EXEMPTION	TOTAL VALUE
01: BELLEVILLE TWP	0	0	0	0	0	0	0	0
02: BLOOMFIELD TWP	0	5,445,100	0	0	0	0	0	5,445,100
03: CALDWELL BORO	0	0	0	0	0	0	0	0
04: CEDAR GROVE TWP	0	0	0	0	0	0	0	0
05: EAST ORANGE CITY	0	1,200,500	0	1,022,900	14,112,300	0	0	16,335,700
06: ESSEX FELS BORO	0	0	0	0	0	0	0	0
07: FAIRFIELD TWP	0	0	0	0	0	0	0	0
08: GLEN RIDGE BORO	0	0	0	0	0	0	0	0
09: IRVINGTON TWP	0	0	0	0	0	0	0	0
10: LIVINGSTON TWP	0	0	0	0	0	0	0	0
11: MAPLEWOOD TWP	0	0	0	0	0	0	0	0
12: MILLBURN TWP	0	0	0	0	0	0	0	0
13: MONTCLAIR TWP	0	0	0	0	0	0	0	0
14: NEWARK CITY	0	0	0	0	0	0	1,417,800	189,697,800
15: NORTH CALDWELL BORO	0	0	0	0	0	0	0	0
16: NUTLEY TWP	0	0	0	0	0	0	0	0
17: ORANGE CITY TWP	0	0	484,800	983,700	0	0	0	1,468,500
18: ROSELAND BORO	0	0	0	0	0	0	0	0
19: SOUTH ORANGE TWP	0	494,000	0	0	0	0	0	494,000
20: VERONA TWP	0	0	0	0	0	0	0	0
21: WEST CALDWELL TWP	0	0	0	0	0	0	0	0
22: WEST ORANGE TWP	0	0	0	0	0	0	0	0
ESSEX	0	7,139,600	484,800	2,006,600	14,112,300	0	1,417,800	213,441,100

2012 ABSTRACT OF RATABLES FOR THE COUNTY OF ESSEX

ADDENDUM -- EQUALIZED VALUE BASED ON IN LIEU OF TAXES (COL 10B)

TAXING DISTRICTS	(1) C.12 PL 1977 IN LIEU OF TAX	(2) NJ HOUSING FINANCE AGENCY	(3) URBAN RENEWAL	(4) OTHER	(5) TOTAL
01: BELLEVILLE TWP	0	0	0	0	0
02: BLOOMFIELD TWP	0	0	0	0	0
03: CALDWELL BORO	0	0	0	0	0
04: CEDAR GROVE TWP	0	0	0	0	0
05: EAST ORANGE CITY	0	0	0	0	0
06: ESSEX FELLS BORO	0	0	0	0	0
07: FAIRFIELD TWP	0	0	0	0	0
08: GLEN RIDGE BORO	0	0	0	0	0
09: IRVINGTON TWP	0	0	0	0	0
10: LIVINGSTON TWP	0	0	0	0	0
11: MAPLEWOOD TWP	0	0	0	0	0
12: MILBURN TWP	0	0	0	0	0
13: MONTCLAIR TWP	0	0	0	0	0
14: NEWARK CITY	0	0	0	0	0
15: NORTH CALDWELL BORO	0	0	0	0	0
16: NUTLEY TWP	0	0	0	0	0
17: ORANGE CITY TWP	0	0	0	0	0
18: ROSELAND BORO	0	0	0	0	0
19: SOUTH ORANGE TWP	0	0	0	0	0
20: VERONA TWP	0	0	0	0	0
21: WEST CALDWELL TWP	0	0	0	0	0
22: WEST ORANGE TWP	0	0	0	0	0
ESSEX	0	0	0	0	0

2012 ABSTRACT OF RATABLES FOR THE COUNTY OF ESSEX

BREAKDOWN OF GENERAL TAX RATE

TAXING DISTRICTS	COUNTY TAX	LIBRARY TAX	HEALTH SERVICE TAX	COUNTY OPEN SPACE TAX	DISTRICT SCHOOL TAX	REGIONAL SCHOOL TAX	LOCAL SCHOOL TAX	MUNICIPAL PURPOSE TAX	MUNICIPAL OPEN SPACE TAX	MUNICIPAL LIBRARY TAX	GENERAL TAX RATE	EFFECTIVE TAX RATE
01: BELLEVILLE TWP	.475	.000	.000	.016	1.199	.000	.000	1.561	.000	.037	3.288	3.029
02: BLOOMFIELD TWP	.484	.000	.000	.017	1.513	.000	.000	1.319	.005	.037	3.375	3.126
03: CALDWELL BORO	.465	.000	.000	.016	.000	1.154	.000	.666	.010	.035	2.346	2.231
04: CEDAR GROVE TWP	.464	.000	.000	.016	1.086	.000	.000	.357	.002	.035	1.960	1.901
05: EAST ORANGE CITY	.467	.000	.000	.016	.597	.000	.000	2.353	.000	.035	3.468	3.246
06: ESSEX FELS BORO	.446	.000	.000	.015	.551	.393	.000	.428	.000	.000	1.833	1.846
07: FAIRFIELD TWP	.470	.000	.000	.016	.372	.525	.000	.457	.010	.036	1.886	1.710
08: GLEN RIDGE BORO	.460	.000	.000	.016	1.868	.000	.000	.672	.000	.035	3.051	2.960
09: IRVINGTON TWP	.416	.000	.000	.014	.583	.000	.066	2.287	.000	.033	3.399	3.569
10: LIVINGSTON TWP	.454	.000	.000	.015	1.321	.000	.000	.374	.005	.035	2.204	2.139
11: MAPLEWOOD TWP	.494	.000	.000	.017	.000	1.841	.000	.787	.010	.037	3.186	2.892
12: MILLBURN TWP	.477	.000	.000	.016	.938	.000	.000	.435	.000	.033	1.899	1.781
13: MONTCLAIR TWP	.517	.000	.000	.018	1.688	.000	.106	.884	.000	.040	3.253	2.730
14: NEWARK CITY	.686	.000	.000	.023	.983	.000	.061	1.649	.000	.050	3.452	2.233
15: NORTH CALDWELL BORO	.478	.000	.000	.016	.000	.475	.762	.381	.000	.000	2.112	1.990
16: NUTLEY TWP	.491	.000	.000	.017	1.463	.000	.000	1.041	.000	.037	3.049	2.798
17: ORANGE CITY TWP	.431	.000	.000	.015	.670	.000	.051	2.352	.000	.033	3.552	3.638
18: ROSELAND BORO	.493	.000	.000	.017	.000	.497	.444	.528	.020	.038	2.037	1.860
19: SOUTH ORANGE TWP	.526	.000	.000	.018	.000	1.962	.000	.910	.010	.040	3.466	2.920
20: VERONA TWP	.486	.000	.000	.016	1.456	.000	.000	.683	.000	.037	2.678	2.479
21: WEST CALDWELL TWP	.470	.000	.000	.016	.000	1.160	.000	.513	.000	.035	2.194	2.082
22: WEST ORANGE TWP	.489	.000	.000	.017	2.139	.000	.000	.860	.002	.037	3.544	3.232

2012 ABSTRACT OF RATABLES FOR THE COUNTY OF ESSEX

ADDENDUM. STATE AID ADJUSTMENT FOR BPP

ADDENDUM. REAP DISTRIBUTION SUMMARY

TAXING DISTRICT	COUNTY	SCHOOL	MUNICIPAL	ELIGIBLE PROPERTY ASSESSMENTS	R.E.A.P. AID	TAX RATE CREDIT
01: BELLEVILLE TWP						
02: BLOOMFIELD TWP						
03: CALDWELL BORO						
04: CEDAR GROVE TWP						
05: EAST ORANGE CITY		\$129,717.00				
06: ESSEX FELLS BORO						
07: FAIRFIELD TWP						
08: GLEN RIDGE BORO						
09: IRVINGTON TWP						
10: LIVINGSTON TWP						
11: MAPLEWOOD TWP						
12: MILLBURN TWP						
13: MONTCLAIR TWP						
14: NEWARK CITY		\$1,142,635.00				
15: NORTH CALDWELL BORO						
16: NUTLEY TWP						
17: ORANGE CITY TWP						
18: ROSELAND BORO						
19: SOUTH ORANGE TWP						
20: VERONA TWP						
21: WEST CALDWELL TWP						
22: WEST ORANGE TWP						
ESSEX		\$1,272,352.00				


**2012 SPECIAL TAXING DISTRICT TAX RATES  
(PER \$100.00 ASSESSED VALUATION)**


MUNICIPALITY	DISTRICT	ASSESSED VALUATION PER DISTRICT	TOTAL LEVY PER DISTRICT	SPECIAL DISTRICT TAX RATE
Belleville Township				
Bloomfield Township	SPECIAL IMP. DISTRICT 01	166,647,700	\$329,574.00	.198
Caldwell Township				
Cedar Grove Township	GARBAGE DISTRICT	2,246,806,600	\$1,447,807.00	.064
East Orange City	SPECIAL IMP. DISTRICT 01	81,203,100	\$50,000.00	.062
Essex Fells Township				
Fairfield Township				
Irvington Township				
Livingston Township	SPECIAL IMP. DISTRICT 01	287,732,834	\$143,866.42	.050
	SPECIAL IMP. DISTRICT 02	909,972,378	\$181,994.48	.020
Maplewood Township	SPECIAL IMP. DISTRICT 01	93,750,300	\$132,068.84	.141
	SPECIAL IMP. DISTRICT 02	42,083,400	\$45,100.00	.107
Millburn Township	SPECIAL IMP. DISTRICT 01	162,706,383	\$195,247.66	.120
Montclair Township	SPECIAL IMP. DISTRICT 01	259,599,200	\$438,900.00	.170
Newark City	SPECIAL IMP. DISTRICT 01	102,749,800	\$269,930.00	.264
	SPECIAL IMP. DISTRICT 02	1,058,355,133	\$2,174,405.00	.206
	SPECIAL IMP. DISTRICT 03	273,517,100	\$600,000.00	.220
North Caldwell Township				
Nutley Township				
Orange City Township				
Roseland Borough				
South Orange Township				
Verona Township				
West Caldwell Township				
West Orange Township	SPECIAL IMP. DISTRICT 01	57,926,900	\$46,631.16	0.081
	SPECIAL IMP. DISTRICT 02	50,705,600	\$37,775.67	0.075
	SPECIAL IMP. DISTRICT 03	28,841,500	\$20,910.09	0.073


2012 ABSTRACT OF RATABLES FOR THE COUNTY OF ESSEX

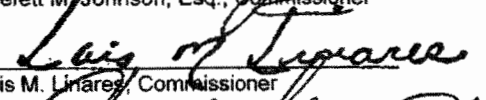
Total Amount of Miscellaneous Revenues (included Surplus Revenues Appropriated) for the Support of the County Budget .....	\$324,600,610.00
Rate per \$100 to be applied to Column 11 for apportionment of County Taxes .....	.45056958
Net County Taxes Apportioned (Column 12 A iii) .....	391,714,305.34
* Adjustments (Net Total (Column 12 A i)) .....	6,448,780.72
* Net Overpayments are added to the Net Taxes Apportioned Net Underpayments are deducted from the Net Taxes Apportioned	
Rate per \$100 to be applied to Column 11 for apportionment of Library Taxes .....	.00000000
Rate per \$100 to be applied to Column 11 for apportionment of Health Taxes .....	.00000000
Rate per \$100 to be applied to Column 11 for apportionment of Open Space Taxes .....	.01526573
County Percentage Level of Taxable Value of Real Property is 100%	

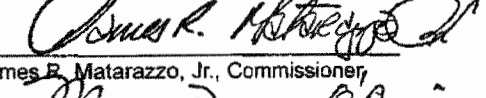
ESSEX COUNTY BOARD OF TAXATION


  
 Catherine F. Willis, President

  
 Joseph M. DeFuria, Esq., Commissioner

  
 Everett M. Johnson, Esq., Commissioner

  
 Luis M. Linares, Commissioner

  
 James R. Matarazzo, Jr., Commissioner

  
 Mary Devon O'Brien, Commissioner

ATTEST:   
 Joan Codey Durkin, Tax Administrator

I hereby certify this to be a true copy of the Abstract of Ratables and Exemptions for the County of ESSEX, State of New Jersey for the year 2012 as filed with me by the ESSEX County Board of Taxation

Mark E. Acker, Treasurer

# 2012

## ESSEX COUNTY TAX ASSESSORS

<u>TAXING DISTRICT</u>	<u>ASSESSOR</u>	<u>P.O. ADDRESS</u>	<u>DAYS IN OFFICE</u>	<u>PHONE #</u>
Belleville Twp	Kevin Esposito	152 Washington Ave., Belleville, NJ 07109	M/T/TH/F	973-450-3304
Bloomfield Twp	Joseph J. Pisauro	Municipal Plaza, Bloomfield, NJ 07003	M-F	973-680-4021
Caldwell	John W. Kelly	1 Provost Square, Caldwell, NJ 07006	T/p.m.	973-226-6349
Cedar Grove Twp	Richard Hamilton, Jr.	525 Pompton Ave., Cedar Grove, NJ 07009	T/W/F	973-239-1410
East Orange City	Thomas Small	44 City Hall Plaza, East Orange, NJ 07019	M-F	973-266-5105
Essex Fells Boro	Kevin Esposito	P. O. Box 38, Essex Fells, NJ 07021	T/p.m.	973-226-3400
Fairfield Twp	Michael Leposky	230 Fairfield Rd., Fairfield, NJ 07004	T/TH/F	973-882-2717
Glen Ridge Boro	George F. Librizzi	P.O. Box 66, Glen Ridge, NJ 07028	W/p.m.	973-748-8400
Irvington Twp	Silvia Forbes	Civic Square, Irvington, NJ 07111	M-F	973-399-6684
Livingston Twp	Lidia Dumysch	357 Livingston Ave., Livingston, NJ 07039	M-F	973-535-7978
Maplewood Twp	Edward N. Galante	574 Valley St., Maplewood, NJ 07040	W/p.m.	973-762-3433
Millburn Twp	Mary Lisa Baratto	375 Millburn Ave., Millburn, NJ 07041	M/T/W	973-564-7081
Montclair Twp	Joan M. Kozeniesky	205 Claremont Ave., Montclair, NJ 07042	M-F	973-509-4920
Newark City	Romal Bullock	920 Broad St., Newark, NJ 07102	M-F	973-733-3950
North Caldwell Boro	George F. Librizzi	Gould Ave., North Caldwell, NJ 07006	W/p.m.	973-228-6417
Nutley Twp	George F. Librizzi	1 Kennedy Dr., Nutley, NJ 07110	M-F	973-284-4956
Orange City	Matthew S. Rinaldi	29 No. Day St., Orange, NJ 07050	M/T/TH/F	973-266-4008
Roseland Boro	Kevin Esposito	19 Harrison Ave., Roseland, NJ 07068	F-12-4:30pm	973-226-8080
South Orange Twp	Ellen Foye Malgieri	101 So. Orange Ave., South Orange, NJ 07009	M-F	973-378-7729
Verona Twp	George F. Librizzi	880 Bloomfield Ave., Verona, NJ 07044	TH	973-857-4837
West Caldwell Twp	Richard Hamilton, Jr.	30 Clinton Road, West Caldwell, NJ 07006	M/TH	973-226-2303
West Orange Twp	Kevin J. Dillon	66 Main St., West Orange, NJ 07052	M-F	973-325-4060