

gm

2009 ABSTRACT OF RATABLES

Hunterdon County



HUNTERDON COUNTY BOARD OF TAXATION
71 Main Street, Bldg. 3 B
P.O. Box 2900 - Flemington, NJ 08822

Commissioners

Aladar G. Komjathy – Board President
Anthony J. Danzo – Vice President
Eric. E. Richard – Commissioner
Edmund C. Watkinson – Commissioner

Athan Efstathiou
Tax Administrator

2009 ABSTRACT OF RATABLES FOR THE COUNTY OF HUNTERDON

TAXING DISTRICTS	1		2	3	4	5	6
	TAXABLE VALUE						
	(A)	(B)					
LAND	IMPROVEMENTS (INCLUDES PARTIAL EXEMPTIONS & ABATEMENTS)	TAXABLE VALUE OF LAND AND IMPROVEMENTS (COL 1A+1B)	TOTAL TAXABLE VALUE OF PARTIAL EXEMPTIONS & ABATEMENTS (ASSESSED VAL.)	NET TAXABLE VALUE OF LAND & IMPROVEMENTS (COL 2-3)	TAXABLE VALUE COMMUNICATION EQUIPMENT	NET TAXABLE VALUE (COL 4+5)	
01:ALEXANDRIA TWP	320,668,039	504,690,388	825,358,427	0	825,358,427	1,515,311	826,873,738
02:BETHLEHEM TWP	178,231,728	352,465,300	530,697,028	0	530,697,028	541,904	531,238,932
03:BLOOMSBURY BORO	57,788,700	63,948,700	121,737,400	0	121,737,400	132,429	121,869,829
04:CALIFON BORO	73,834,308	90,423,300	164,257,608	0	164,257,608	1,287,592	165,545,200
05:TOWN OF CLINTON	134,039,060	291,774,650	425,813,710	0	425,813,710	753,165	426,566,875
06:CLINTON TWP	815,551,816	1,776,633,500	2,592,185,316	0	2,592,185,316	13,462,227	2,605,647,543
07:DELAWARE TWP	355,714,720	547,416,700	903,131,420	0	903,131,420	1,400,921	904,532,341
08:EAST AMWELL TWP	354,968,920	429,600,361	784,569,281	0	784,569,281	1,261,509	785,830,790
09:FLEMINGTON BORO	200,851,500	334,609,000	535,460,500	11,227,900	524,232,600	6,245,384	530,477,984
10:FRANKLIN TWP	227,222,600	326,646,100	553,868,700	0	553,868,700	2,142,266	556,010,966
11:FRENCHTOWN BORO	65,092,700	84,341,250	149,433,950	0	149,433,950	1,130,900	150,564,850
12:GLEN GARDNER BORO	40,034,640	99,216,800	139,251,440	0	139,251,440	251,474	139,502,914
13:HAMPTON BORO	53,736,400	96,925,835	150,662,235	0	150,662,235	998,328	151,660,563
14:HIGH BRIDGE BORO	171,917,800	206,364,800	378,282,600	188,200	378,094,400	904,211	378,998,611
15:HOLLAND TWP	267,831,600	500,612,700	768,444,300	0	768,444,300	1,952,899	770,397,199
16:KINGWOOD TWP	339,601,400	365,306,600	704,908,000	0	704,908,000	1,359,500	706,267,500
17:LAMBERTVILLE CITY	380,541,062	364,294,300	744,835,362	0	744,835,362	1,512,179	746,347,541
18:LEBANON BORO	135,427,359	193,239,300	328,666,659	0	328,666,659	1,536,124	330,202,783
19:LEBANON TWP	296,101,485	457,472,500	753,573,985	0	753,573,985	840,088	754,414,073
20:MILFORD BORO	46,275,400	71,117,570	117,392,970	0	117,392,970	265,500	117,658,470
21:RARITAN TWP	1,795,105,100	2,211,450,275	4,006,555,375	0	4,006,555,375	5,255,322	4,011,810,697
22:READINGTON TWP	1,192,467,937	1,649,098,200	2,841,566,137	0	2,841,566,137	4,171,952	2,845,738,089
23:STOCKTON BORO	56,118,600	39,155,700	95,274,300	0	95,274,300	172,380	95,446,680
24:TEWKSBURY TWP	586,297,247	771,558,600	1,357,855,847	0	1,357,855,847	1,615,868	1,359,471,715
25:UNION TWP	211,736,969	478,762,050	690,499,019	0	690,499,019	6,213,177	696,712,196
26:WEST AMWELL TWP	175,862,700	360,601,569	536,464,269	0	536,464,269	909,700	537,373,969
HUNTERDON	8,533,019,790	12,667,726,048	21,200,745,838	11,416,100	21,189,329,738	57,832,310	21,247,162,048

2009 ABSTRACT OF RATABLES FOR THE COUNTY OF HUNTERDON

TAXING DISTRICTS	7	8	9		10		NET VALUATION FOR COUNTY TAX APPORTIONMENT (COL 6-9A+9B -10A+10B)
	GENERAL TAX RATE PER \$100	COUNTY EQUALI- ZATION RATIO	TRUE VALUE		EQUALIZATION		
			(A) UEZ ABATEMENT EXPIRED	(B) CLASS II RAILROADS	(A) AMOUNTS DEDUCTED	(B) AMOUNTS ADDED	
01:ALEXANDRIA TWP	2.072	91.84%	0	0		75,852,632	902,726,370
02:BETHLEHEM TWP	2.848	79.99%	0	0		134,235,651	665,474,583
03:BLOOMSBURY BORO	1.839	107.99%	0	0	8,297,326		113,572,503
04:CALIFON BORO	2.369	107.90%	0	0	11,449,179		154,096,021
05:TOWN OF CLINTON	2.390	101.34%	0	0	3,738,950		422,827,925
06:CLINTON TWP	1.997	102.26%	0	0	52,105,326		2,553,542,217
07:DELAWARE TWP	2.060	90.10%	0	0		103,300,455	1,007,832,796
08:EAST AMWELL TWP	1.817	97.22%	0	0		26,037,356	811,868,146
09:FLEMINGTON BORO	2.273	91.86%	0	0		51,595,871	582,073,855
10:FRANKLIN TWP	2.207	91.46%	0	0		54,473,993	610,484,959
11:FRENCHTOWN BORO	2.599	82.70%	0	0		33,511,905	184,076,755
12:GLEN GARDNER BORO	2.825	70.23%	0	0		59,356,527	198,859,441
13:HAMPTON BORO	2.291	101.34%	0	0	1,652,162		150,008,401
14:HIGH BRIDGE BORO	3.062	88.88%	0	0		50,524,635	429,523,246
15:HOLLAND TWP	1.915	92.75%	0	0		63,147,650	833,544,849
16:KINGWOOD TWP	1.694	100.31%	0	0		1,152,715	707,420,215
17:LAMBERTVILLE CITY	1.616	95.37%	0	0		41,313,712	787,661,253
18:LEBANON BORO	1.546	108.96%	0	0	26,323,972		303,878,811
19:LEBANON TWP	2.708	69.72%	0	0		330,004,138	1,084,418,211
20:MILFORD BORO	3.097	80.97%	0	0		35,677,155	153,335,625
21:RARITAN TWP	2.168	93.43%	0	0		298,446,609	4,310,257,306
22:READINGTON TWP	2.570	77.78%	0	0		817,588,672	3,663,326,761
23:STOCKTON BORO	1.743	101.65%	0	0	1,217,661		94,229,019
24:TEWKSBURY TWP	2.221	72.68%	0	0		515,957,493	1,875,429,208
25:UNION TWP	2.768	68.39%	0	0		321,957,819	1,018,670,015
26:WEST AMWELL TWP	1.866	90.40%	0	0		58,878,297	596,252,266
HUNTERDON		%	0	0	104,784,576	3,073,013,285	24,215,390,757

2009 ABSTRACT OF RATABLES FOR THE COUNTY OF HUNTERDON

TAXING DISTRICT	SECTION 12 - A							
	(i)	(ii)				(iii)	(iv)	(v)
	TOTAL COUNTY TAXES APPORTIONED	ADJUSTMENTS RESULTING FROM:				NET COUNTY TAXES APPORTIONED	MUNICIPAL BUDGET STATE AID	NET COUNTY TAXES APPORTIONED LESS STATE AID (COL.12 AIII-12AIV-COUNTY BPP ADJUSTMENT)
		(A) EQUAL TABLE APPEALS		(B) APPEALS & CORRECTIONS				
DEDUCT OVERPAY		ADD UNDERPAY	DEDUCT OVERPAY	ADD UNDERPAY				
01:ALEXANDRIA TWP	2,603,227.69	.00	.00	1,809.01	.00	2,601,418.68	.00	2,601,418.68
02:BETHLEHEM TWP	1,919,055.34	.00	.00	447.12	.00	1,918,608.22	.00	1,918,608.22
03:BLOOMSBURY BORO	327,513.51	.00	.00	622.80	.00	326,890.71	.00	326,890.71
04:CALIFON BORO	444,372.78	.00	.00	159.85	.00	444,212.93	.00	444,212.93
05:TOWN OF CLINTON	1,219,325.59	.00	.00	1,849.34	.00	1,217,476.25	.00	1,217,476.25
06:CLINTON TWP	7,363,750.56	.00	.00	8,878.65	.00	7,354,871.91	.00	7,354,871.91
07:DELAWARE TWP	2,906,327.24	.00	.00	3,856.78	.00	2,902,470.46	.00	2,902,470.46
08:EAST AMWELL TWP	2,341,216.24	.00	.00	1,739.13	.00	2,339,477.11	.00	2,339,477.11
09:FLEMINGTON BORO	1,678,549.37	.00	.00	2,328.35	.00	1,676,221.02	.00	1,676,221.02
10:FRANKLIN TWP	1,760,479.59	.00	.00	137.94	.00	1,760,341.65	.00	1,760,341.65
11:FRENCHTOWN BORO	530,829.41	.00	.00	.00	.00	530,829.41	.00	530,829.41
12:GLEN GARDNER BORO	573,458.82	.00	.00	14.35	.00	573,444.47	.00	573,444.47
13:HAMPTON BORO	432,585.15	.00	.00	267.15	.00	432,318.00	.00	432,318.00
14:HIGH BRIDGE BORO	1,238,633.15	.00	.00	1,405.64	.00	1,237,227.51	.00	1,237,227.51
15:HOLLAND TWP	2,403,726.21	.00	.00	10,561.56	.00	2,393,164.65	.00	2,393,164.65
16:KINGWOOD TWP	2,040,015.62	.00	.00	7,106.78	.00	2,032,908.84	.00	2,032,908.84
17:LAMBERTVILLE CITY	2,271,409.87	.00	.00	1,001.38	.00	2,270,408.49	.00	2,270,408.49
18:LEBANON BORO	876,307.33	.00	.00	1,512.30	.00	874,795.03	.00	874,795.03
19:LEBANON TWP	3,127,179.63	.00	.00	574.06	.00	3,126,605.57	.00	3,126,605.57
20:MILFORD BORO	442,180.00	.00	.00	2,127.18	.00	440,052.82	.00	440,052.82
21:RARITAN TWP	12,429,659.25	.00	.00	8,878.62	.00	12,420,780.63	.00	12,420,780.63
22:READINGTON TWP	10,564,080.08	.00	.00	10,316.17	.00	10,553,763.91	.00	10,553,763.91
23:STOCKTON BORO	271,731.94	.00	.00	6,086.50	.00	265,645.44	.00	265,645.44
24:TEWKSBURY TWP	5,408,249.29	.00	.00	4,587.43	.00	5,403,661.86	.00	5,403,661.86
25:UNION TWP	2,937,578.96	.00	.00	26,398.83	.00	2,911,180.13	.00	2,911,180.13
26:WEST AMWELL TWP	1,719,435.68	.00	.00	2,211.38	.00	1,717,224.30	.00	1,717,224.30
HUNTERDON	69,830,878.30	.00	.00	104,878.30	.00	69,726,000.00	.00	69,726,000.00

2009 ABSTRACT OF RATABLES FOR THE COUNTY OF HUNTERDON

SECTION 12 - B			SECTION 12 - C					SECTION 12 - D	
(A)	(B)	(C)	LOCAL TAXES TO BE RAISED FOR:					TOTAL LEVY ON WHICH TAX RATE IS COMPUTED	
			(i) DISTRICT SCHOOL PURPOSES			(ii) LOCAL MUNICIPAL PURPOSES			
			(A) DISTRICT SCHOOL (adjusted for BPP)	(B) REG., CONSOL. & JOINT SCHOOL	(C) LOCAL SCHOOL	(A) MUNICIPAL BUDGET (adjusted for BPP)	(B) OPEN SPACE BUDGET		
218,690.80	.00	271,393.09	7,552,384.00	4,745,522.22	.00	1,405,798.57	330,776.00	17,125,983.36	01
161,300.50	.00	200,168.92	7,624,855.00	3,369,299.34	.00	1,585,242.51	265,619.46	15,125,093.95	02
27,480.34	.00	34,104.04	1,526,773.00	.00	.00	325,098.00	.00	2,240,346.09	03
37,345.17	.00	46,344.80	1,990,310.00	753,519.42	.00	615,618.00	33,109.00	3,920,459.32	04
102,347.39	.00	127,015.26	4,726,300.50	2,116,670.11	.00	1,902,461.74	.00	10,192,271.25	05
618,306.18	.00	767,306.70	24,134,225.00	13,842,723.18	.00	4,785,796.34	521,511.67	52,024,740.98	06
243,998.17	.00	302,794.10	7,282,261.00	5,256,928.85	.00	2,099,851.77	542,622.00	18,630,926.35	07
196,680.25	.00	244,069.88	6,322,072.00	3,681,970.71	.00	1,171,379.75	316,135.00	14,271,784.70	08
.00	.00	174,869.22	4,965,182.35	2,541,550.97	.00	2,699,731.00	.00	12,057,554.56	09
147,995.64	.00	183,658.55	5,177,442.38	3,278,234.75	.00	1,440,000.00	278,000.00	12,265,672.97	10
44,628.18	.00	55,382.20	1,685,803.00	749,211.92	.00	847,302.83	.00	3,913,157.54	11
48,210.88	.00	59,828.21	1,516,233.00	1,095,583.34	.00	632,553.00	14,100.00	3,939,952.90	12
36,344.93	.00	45,102.97	1,696,788.00	792,915.35	.00	470,126.12	.00	3,473,595.37	13
104,012.80	.00	129,075.59	5,230,947.00	1,930,639.78	.00	2,971,883.54	.00	11,603,786.22	14
201,170.44	.00	249,663.54	8,077,069.00	3,827,214.93	.00	.00	.00	14,748,282.56	15
170,889.64	.00	212,089.09	5,299,358.00	2,915,082.12	.00	1,118,225.00	211,800.00	11,960,352.69	16
.00	.00	236,870.10	2,808,164.00	4,826,634.65	.00	1,765,983.77	148,967.07	12,057,028.08	17
73,538.67	.00	91,259.25	2,314,076.00	1,126,561.72	.00	624,590.00	.00	5,104,820.67	18
262,859.24	.00	326,200.14	10,686,595.00	5,426,557.44	.00	298,153.00	301,945.00	20,428,915.39	19
.00	.00	45,898.88	1,661,827.00	693,690.81	.00	801,697.75	.00	3,643,167.26	20
1,044,197.99	.00	1,295,849.20	41,046,904.13	20,518,217.98	.00	10,045,707.90	601,837.00	86,973,494.83	21
887,238.78	.00	1,090,856.69	29,678,214.69	18,591,030.75	.00	11,763,000.28	569,147.62	73,133,252.72	22
22,304.69	.00	27,692.19	619,032.00	418,830.03	.00	310,064.70	.00	1,663,569.05	23
454,282.00	.00	563,752.37	11,807,121.00	7,050,418.17	.00	4,231,686.00	679,736.00	30,190,657.40	24
244,642.58	.00	303,603.33	9,266,574.00	5,164,570.17	.00	1,249,636.42	139,365.96	19,279,572.59	25
144,359.74	.00	179,151.69	3,556,293.00	3,073,198.36	.00	1,029,423.97	322,636.00	10,022,287.06	26
5,492,825.00	.00	7,264,000.00	208,252,804.05	117,786,777.07	.00	56,191,011.96	5,277,307.78	469,990,725.86	99

2009 ABSTRACT OF RATABLES FOR THE COUNTY OF HUNTERDON

TAXING DISTRICTS	SECTION 13						
	REAL PROPERTY EXEMPT FROM TAXATION						
	(A) PUBLIC SCHOOL	(B) OTHER SCHOOL	(C) PUBLIC PROPERTY	(D) CHURCH AND CHARITABLE	(E) CEMETERIES AND GRAVEYARDS	(F) OTHER EXEMPTS	(G) TOTAL AMOUNT OF EXEMPTS (13A+B+C+D+E+F)
01:ALEXANDRIA TWP	45,617,200	0	10,811,000	9,104,800	338,400	3,117,300	68,988,700
02:BETHLEHEM TWP	4,233,197	0	18,018,329	491,500	693,100	2,938,400	26,374,526
03:BLOOMSBURY BORO	3,158,400	0	2,834,000	4,414,700	0	2,083,200	12,490,300
04:CALIFON BORO	1,528,400	0	2,107,600	3,242,000	290,800	2,406,300	9,575,100
05:TOWN OF CLINTON	3,110,100	0	13,834,100	4,390,700	311,300	6,805,800	28,452,000
06:CLINTON TWP	71,715,024	0	191,328,396	22,236,185	783,800	14,546,800	300,610,205
07:DELAWARE TWP	3,996,300	0	14,990,200	4,502,400	1,615,800	8,785,300	33,890,000
08:EAST AMWELL TWP	6,217,972	0	11,541,112	4,672,200	1,035,700	17,159,700	40,626,684
09:FLEMINGTON BORO	7,045,600	0	40,530,800	15,276,900	1,781,200	6,132,100	70,766,600
10:FRANKLIN TWP	4,746,500	0	9,624,800	11,023,900	450,600	2,888,000	28,733,800
11:FRENCHTOWN BORO	2,832,500	0	5,490,700	3,141,400	360,400	1,198,400	13,023,400
12:GLEN GARDNER BORO	0	0	2,350,342	554,200	124,500	2,591,100	5,620,142
13:HAMPTON BORO	4,002,100	0	2,466,200	1,551,000	348,800	3,704,500	12,072,600
14:HIGH BRIDGE BORO	6,181,500	0	23,413,900	4,206,700	0	275,800	34,077,900
15:HOLLAND TWP	8,428,500	0	22,407,900	5,893,000	0	1,719,200	38,448,600
16:KINGWOOD TWP	4,048,250	0	9,890,700	6,332,800	396,900	9,215,700	29,884,350
17:LAMBERTVILLE CITY	2,166,900	2,085,500	12,650,200	15,176,950	922,300	20,136,700	53,138,550
18:LEBANON BORO	4,070,850	0	4,843,400	4,964,117	833,500	1,261,300	15,973,167
19:LEBANON TWP	26,488,000	0	162,459,000	6,248,600	43,900	6,997,700	202,237,200
20:MILFORD BORO	883,800	0	3,794,000	3,242,100	344,100	1,695,900	9,959,900
21:RARITAN TWP	88,234,254	0	78,353,145	77,316,163	815,900	35,594,026	280,313,488
22:READINGTON TWP	23,548,605	0	66,513,316	15,669,425	1,881,900	17,576,300	125,189,546
23:STOCKTON BORO	479,800	0	7,192,300	2,145,000	13,000	608,100	10,438,200
24:TEWKSBURY TWP	19,294,394	0	29,565,400	5,375,900	1,262,500	8,956,800	64,454,994
25:UNION TWP	18,078,900	0	238,674,600	2,716,200	242,500	2,678,900	262,391,100
26:WEST AMWELL TWP	12,256,500	0	24,806,700	4,044,000	151,000	2,636,100	43,894,300
HUNTERDON	372,363,546	2,085,500	1,010,492,140	237,932,840	15,041,900	183,709,426	1,821,625,352

2009 ABSTRACT OF RATABLES FOR THE COUNTY OF HUNTERDON

TAXING DISTRICTS	SECTION 14				SECTION 15	
	AMOUNT OF MISCELLANEOUS REVENUES TO SUPPORT LOCAL BUDGET				DEDUCTIONS ALLOWED	
	(A) SURPLUS REVENUE	(B) MISCELLANEOUS REVENUES ANTICIPATED	(C) RECEIPTS FROM DELINQUENT TAX	(D) TOTAL OF MISCELLANEOUS REVENUES (COL. 14A+B+C)	(A) SENIOR CITIZEN, DISABLED AND SURVIVING SPOUSE	(B) VETERANS AND WIDOWS
01:ALEXANDRIA TWP	940,000.00	630,839.39	352,912.80	1,923,752.19	3,750.00	34,250.00
02:BETHLEHEM TWP	422,500.00	681,147.68	240,000.00	1,343,647.68	5,250.00	33,250.00
03:BLOOMSBURY BORO	172,453.00	128,041.00	90,000.00	390,494.00	750.00	8,250.00
04:CALIFON BORO	170,000.00	293,278.00	50,000.00	513,278.00	3,000.00	10,250.00
05:TOWN OF CLINTON	550,000.00	1,046,930.66	170,000.00	1,766,930.66	1,250.00	17,750.00
06:CLINTON TWP	3,224,700.00	3,467,193.87	410,000.00	7,101,893.87	6,250.00	91,500.00
07:DELAWARE TWP	658,000.00	807,753.02	207,093.49	1,672,846.51	7,000.00	45,750.00
08:EAST AMWELL TWP	375,000.00	1,077,835.05	225,000.00	1,677,835.05	4,500.00	40,500.00
09:FLEMINGTON BORO	760,000.00	1,381,169.00	275,000.00	2,416,169.00	5,250.00	21,000.00
10:FRANKLIN TWP	1,018,000.00	735,802.36	125,964.93	1,879,767.29	2,500.00	25,000.00
11:FRENCHTOWN BORO	240,000.00	718,219.49	112,000.00	1,070,219.49	3,000.00	12,000.00
12:GLEN GARDNER BORO	210,000.00	343,550.95	53,454.30	607,005.25	1,750.00	8,750.00
13:HAMPTON BORO	325,000.00	245,172.00	110,000.00	680,172.00	1,250.00	9,000.00
14:HIGH BRIDGE BORO	582,000.00	2,603,880.80	162,409.00	3,348,289.80	4,750.00	24,500.00
15:HOLLAND TWP	1,700,000.00	3,318,101.84	195,661.25	5,213,763.09	11,750.00	71,750.00
16:KINGWOOD TWP	633,715.00	607,527.49	275,227.78	1,516,470.27	7,500.00	28,250.00
17:LAMBERTVILLE CITY	275,000.00	2,051,252.70	206,000.00	2,532,252.70	12,500.00	28,500.00
18:LEBANON BORO	563,410.00	419,388.00	90,422.00	1,073,220.00	2,750.00	15,000.00
19:LEBANON TWP	816,000.00	3,062,725.00	275,000.00	4,153,725.00	9,500.00	54,500.00
20:MILFORD BORO	241,000.00	915,067.41	50,900.00	1,206,967.41	3,750.00	14,000.00
21:RARITAN TWP	695,000.00	5,209,149.64	950,000.00	6,854,149.64	20,375.00	132,000.00
22:READINGTON TWP	850,000.00	3,883,968.81	870,000.00	5,603,968.81	24,750.00	148,250.00
23:STOCKTON BORO	.00	207,609.00	100,000.00	307,609.00	1,000.00	7,000.00
24:TEWKSBURY TWP	3,368,000.00	2,654,183.00	390,000.00	6,412,183.00	4,000.00	45,250.00
25:UNION TWP	898,000.00	4,515,551.90	275,000.00	5,688,551.90	3,750.00	30,500.00
26:WEST AMWELL TWP	480,000.00	1,847,102.85	138,879.00	2,465,981.85	6,250.00	30,750.00
HUNTERDON	20,167,778.00	42,852,440.91	6,400,924.55	69,421,143.46	158,125.00	987,500.00

2009 ABSTRACT OF RATABLES FOR THE COUNTY OF HUNTERDON

ADDENDUM TO ABSTRACT OF RATABLES -- ASSESSED VALUE OF PARTIAL EXEMPTIONS & ABATEMENTS (CONTINUED)

TAXING DISTRICTS	(9)	(10)	(11)	(12)	(13)	(14)	(15)	(16)
	DWELLING ABATEMENT	DWELLING EXEMPTION	NEW DWELLING CONVERSION ABATEMENT	NEW DWELLING CONVERSION EXEMPTION	MULTI-DWELLING EXEMPTION	MULTI-DWELLING ABATEMENT	COMMERCIAL/ INDUSTRIAL EXEMPTION	TOTAL VALUE
01:ALEXANDRIA TWP	0	0	0	0	0	0	0	0
02:BETHLEHEM TWP	0	0	0	0	0	0	0	0
03:BLOOMSBURY BORO	0	0	0	0	0	0	0	0
04:CALIFON BORO	0	0	0	0	0	0	0	0
05:TOWN OF CLINTON	0	0	0	0	0	0	0	0
06:CLINTON TWP	0	0	0	0	0	0	0	0
07:DELAWARE TWP	0	0	0	0	0	0	0	0
08:EAST AMWELL TWP	0	0	0	0	0	0	0	0
09:FLEMINGTON BORO	293,800	0	0	0	0	0	10,934,100	11,227,900
10:FRANKLIN TWP	0	0	0	0	0	0	0	0
11:FRENCHTOWN BORO	0	0	0	0	0	0	0	0
12:GLEN GARDNER BORO	0	0	0	0	0	0	0	0
13:HAMPTON BORO	0	0	0	0	0	0	0	0
14:HIGH BRIDGE BORO	188,200	0	0	0	0	0	0	188,200
15:HOLLAND TWP	0	0	0	0	0	0	0	0
16:KINGWOOD TWP	0	0	0	0	0	0	0	0
17:LAMBERTVILLE CITY	0	0	0	0	0	0	0	0
18:LEBANON BORO	0	0	0	0	0	0	0	0
19:LEBANON TWP	0	0	0	0	0	0	0	0
20:MILFORD BORO	0	0	0	0	0	0	0	0
21:RARITAN TWP	0	0	0	0	0	0	0	0
22:READINGTON TWP	0	0	0	0	0	0	0	0
23:STOCKTON BORO	0	0	0	0	0	0	0	0
24:TEWKSBURY TWP	0	0	0	0	0	0	0	0
25:UNION TWP	0	0	0	0	0	0	0	0
26:WEST AMWELL TWP	0	0	0	0	0	0	0	0
HUNTERDON	482,000	0	0	0	0	0	10,934,100	11,416,100

2009 ABSTRACT OF RATABLES FOR THE COUNTY OF HUNTERDON

TAXING DISTRICTS	ADDENDUM -- EQUALIZED VALUE BASED ON IN LIEU OF TAXES (COL.10B)				
	(1) C.12 PL 1977 IN LIEU OF TAX	(2) NJ HOUSING FINANCE AGENCY	(3) URBAN RENEWAL	(4) OTHER	(5) TOTAL
01:ALEXANDRIA TWP	0	0	0	0	0
02:BETHLEHEM TWP	0	0	0	0	0
03:BLOOMSBURY BORO	0	0	0	0	0
04:CALIFON BORO	0	0	0	0	0
05:TOWN OF CLINTON	0	0	0	0	0
06:CLINTON TWP	0	0	0	0	0
07:DELAWARE TWP	0	0	0	0	0
08:EAST AMWELL TWP	0	0	0	0	0
09:FLEMINGTON BORO	0	0	0	0	0
10:FRANKLIN TWP	0	0	0	0	0
11:FRENCHTOWN BORO	0	0	0	0	0
12:GLEN GARDNER BORO	0	0	0	0	0
13:HAMPTON BORO	0	0	0	0	0
14:HIGH BRIDGE BORO	0	0	0	0	0
15:HOLLAND TWP	0	0	0	0	0
16:KINGWOOD TWP	0	0	0	0	0
17:LAMBERTVILLE CITY	0	0	0	0	0
18:LEBANON BORO	0	0	0	0	0
19:LEBANON TWP	0	0	0	0	0
20:MILFORD BORO	0	0	0	0	0
21:RARITAN TWP	0	0	0	0	0
22:READINGTON TWP	0	0	0	0	0
23:STOCKTON BORO	0	0	0	0	0
24:TEWKSBURY TWP	0	0	0	0	0
25:UNION TWP	0	0	0	0	0
26:WEST AMWELL TWP	0	0	0	0	0
HUNTERDON	0	0	0	0	0


2009 ABSTRACT OF RATABLES FOR THE COUNTY OF HUNTERDON

TAXING DISTRICTS	BREAKDOWN OF GENERAL TAX RATE										
	COUNTY TAX	LIBRARY TAX	HEALTH SERVICE TAX	COUNTY OPEN SPACE TAX	DISTRICT SCHOOL TAX	REGIONAL SCHOOL TAX	LOCAL SCHOOL TAX	MUNICIPAL PURPOSE TAX	MUNICIPAL OPEN SPACE TAX	GENERAL TAX RATE	EFFECTIVE TAX RATE
01:ALEXANDRIA TWP	.315	.027	.000	.033	.914	.573	.000	.170	.040	2.072	1.900
02:BETHLEHEM TWP	.362	.031	.000	.038	1.435	.634	.000	.298	.050	2.848	2.270
03:BLOOMSBURY BORO	.269	.023	.000	.028	1.253	.000	.000	.266	.000	1.839	1.970
04:CALIFON BORO	.269	.023	.000	.028	1.203	.456	.000	.371	.019	2.369	2.540
05:TOWN OF CLINTON	.286	.024	.000	.030	1.108	.497	.000	.445	.000	2.390	2.410
06:CLINTON TWP	.283	.024	.000	.030	.926	.531	.000	.183	.020	1.997	2.040
07:DELAWARE TWP	.321	.027	.000	.034	.806	.581	.000	.232	.059	2.060	1.850
08:EAST AMWELL TWP	.298	.026	.000	.032	.804	.468	.000	.149	.040	1.817	1.760
09:FLEMINGTON BORO	.316	.000	.000	.033	.936	.480	.000	.508	.000	2.273	2.070
10:FRANKLIN TWP	.317	.027	.000	.034	.932	.590	.000	.258	.049	2.207	2.010
11:FRENCHTOWN BORO	.353	.030	.000	.037	1.120	.497	.000	.562	.000	2.599	2.130
12:GLEN GARDNER BORO	.412	.035	.000	.043	1.087	.785	.000	.453	.010	2.825	1.980
13:HAMPTON BORO	.286	.024	.000	.030	1.119	.523	.000	.309	.000	2.291	2.320
14:HIGH BRIDGE BORO	.327	.028	.000	.034	1.380	.509	.000	.784	.000	3.062	2.700
15:HOLLAND TWP	.311	.027	.000	.033	1.048	.496	.000	.000	.000	1.915	1.770
16:KINGWOOD TWP	.288	.025	.000	.031	.751	.412	.000	.158	.029	1.694	1.690
17:LAMBERTVILLE CITY	.305	.000	.000	.032	.377	.647	.000	.236	.019	1.616	1.530
18:LEBANON BORO	.265	.023	.000	.028	.700	.341	.000	.189	.000	1.546	1.680
19:LEBANON TWP	.415	.035	.000	.044	1.416	.719	.000	.039	.040	2.708	1.880
20:MILFORD BORO	.375	.000	.000	.040	1.412	.589	.000	.681	.000	3.097	2.380
21:RARITAN TWP	.310	.027	.000	.032	1.023	.511	.000	.250	.015	2.168	2.020
22:READINGTON TWP	.371	.032	.000	.039	1.042	.653	.000	.413	.020	2.570	2.000
23:STOCKTON BORO	.279	.024	.000	.030	.648	.438	.000	.324	.000	1.743	1.770
24:TEWKSBURY TWP	.398	.034	.000	.042	.868	.518	.000	.311	.050	2.221	1.610
25:UNION TWP	.418	.036	.000	.044	1.330	.741	.000	.179	.020	2.768	1.890
26:WEST AMWELL TWP	.320	.027	.000	.034	.662	.572	.000	.191	.060	1.866	1.680


2009 ABSTRACT OF RATABLES FOR THE COUNTY OF HUNTERDON

Total Amount of Miscellaneous Revenues (included Surplus Revenues Appropriated) for the Support of the County Budget	27,084,911.61
Rate per \$100 to be applied to Column 11 for apportionment of County Taxes28837395
Net County Taxes Apportioned (Column 12 A iii)	69,726,000.00
* Adjustments (Net Total (Column 12 A i))	104,878.30
* Net Overpayments are added to the Net Taxes Apportioned Net Underpayments are deducted from the Net Taxes Apportioned	
Rate per \$100 to be applied to Column 11 for apportionment of Library Taxes02424433
Rate per \$100 to be applied to Column 11 for apportionment of Health Taxes00000000
Rate per \$100 to be applied to Column 11 for apportionment of Open Space Taxes03008647
County Percentage Level of Taxable Value of Real Property is 100%	


HUNTERDON COUNTY BOARD OF TAXATION




Adar G. Komjathy, President



Anthony J. Danzo, Vice President



Eric E. Richard, Commissioner



Edmund C. Watkinson, Commissioner

ATTEST: 

Athan Efstathiou, Tax Administrator

I hereby certify this to be a true copy of the Abstract of Ratables and Exemptions for the County of HUNTERDON,
State of New Jersey for the year 2009 as filed with me by the HUNTERDON County Board of Taxation



Margaret Pasqua

REGIONAL HIGH SCHOOLS CERTIFIED TAX LEVY FOR 2009-2010 AND TAX LEVY RAISED FOR 2008

<u>North Hunterdon Regional High School</u>	Levy in 2009 Rates	\$	45,947,693
<u>Delaware Valley Regional High School</u>	Levy in 2009 Rates	\$	12,930,722
<u>Hunterdon Central Regional High School</u>	Levy in 2009 Rates	\$	50,589,699
<u>South Hunterdon Regional High School</u>	Levy in 2009 Rates	\$	8,318,663

Special Taxing Districts

	<u>Assessed Valuation</u>	<u>Total Levy</u>	<u>Tax Rate</u>
Lambertville City Fire District No. 1	\$ 746,347,541	\$ 486,149	.066
East Amwell Township Fire District No. 1	\$ 785,830,790	\$ 184,424	.024
Franklin Township Fire District No. 1	\$ 556,010,966	\$ 310,000	.056

HUNTERDON COUNTY TAX COLLECTORS

01. Alexandria Township	John P. Early.....	21 Hog Hollow Road, Pittstown NJ 08867	908-996-9823
02. Bethlehem Township	Steven Davis	405 Mine Road, Asbury NJ 08802.....	908-735-4107
03. Bloomsbury Borough	Jane Heater	91 Brunswick Avenue NJ 08804	908-479-4200
04. Califon Borough	Bonnie Holborow.....	PO Box 277, Califon NJ 07830	908-832-7850
05. Clinton Town.....	Diane Laudenbach	PO Box 5194, Clinton 08809.....	908-735-2275
06. Clinton Township	Patti Centofanti.....	1225 Route 31 South, Lebanon NJ 08833.....	908-735-2053
07. Delaware Township.....	Brigid Pfenninger	PO Box 500, Sergeantsville NJ 08557	609-397-3240
08. East Amwell Township	Mary Hyland	1070 Route 202, Ringoes NJ 08551.....	908-782-5209
09. Flemington Borough	Catherine Park.....	38 Park Avenue, Flemington NJ 08822	908-782-8840
10. Franklin Township.....	Linda Swackhamer.....	202 Sidney Road, Pittstown NJ 08867	908-735-6609
11. Frenchtown Borough.....	Diane Laudenbach	Boro Hall, 29 Second St., Frenchtown NJ 08825 ..	908-996-4524
12. Glen Gardner Borough	Diane Laudenbach	PO Box 307, Glen Gardner NJ 08826	908-537-0084
13. Hampton Borough.....	Diane Laudenbach	PO Box 407, Hampton NJ 08827	908-537-2329
14. High Bridge Borough	Bonnie A. Fleming.....	71 Main Street, High Bridge NJ 08829	908-638-6170
15. Holland Township	Michael Balogh.....	61 Church Street, Milford NJ 08848	908-995-2047
16. Kingwood Township	Diane Laudenbach	P.O. Box 199, Baptistown, NJ 08803.....	908-996-3696
17. Lambertville City	Bonnie J. Eick.....	18 York Street, Lambertville NJ 08530.....	609-397-0110
18. Lebanon Borough	Kay Winzenried.....	6 High St., Lebanon NJ 08833.....	908-236-0620
19. Lebanon Township.....	Mary Hyland.....	530 West Hill Road, Glen Gardner NJ 08826	908-638-8523
20. Milford Borough	Judith E. Holmberg	PO Box 507, Milford NJ 08848	908-995-2760
21. Raritan Township	Elizabeth Koop	One Municipal Drive, Flemington, NJ 08822	908-806-8261
22. Readington Township.....	Bonnie Holborow.....	509 Co Rte 523, Whitehouse Station NJ 08889	908-534-9761
23. Stockton Borough	Carol A. Hettman	PO Box 400, Stockton NJ 08559	609-397-0070
24. Tewksbury Township.....	Kay Winzenried.....	169 Old Turnpike Rd., Califon NJ 07830	908-439-0022
25. Union Township	John P. Early.....	140 Perryville Road, Hampton NJ 08827	908-735-6980
26. West Amwell Township	Catherine Park.....	150 Rocktown Rd Lambertville NJ 08530	609-397-2058

HUNTERDON COUNTY TAX ASSESSORS

01. Alexandria Township.....	Eloise Hagaman.....	21 Hog Hollow Rd, Pittstown NJ 08867.....	908-479-6657
02. Bethlehem Township.....	Eloise Hagaman.....	405 Mine Road, Asbury NJ 08802.....	908-479-6657
03. Bloomsbury Borough.....	Eloise Hagaman.....	91 Brunswick Ave, Bloomsbury NJ 08804.....	908-479-6657
04. Califon Borough.....	Eloise Hagaman.....	PO Box 368, Califon NJ 07830.....	908-479-6657
05. Clinton Town.....	Ann Marie Obiedzinski	PO Box 5194, Clinton NJ 08809.....	908-735-8616
06. Clinton Township.....	Jeff Ward.....	1225 Route 31 South, Lebanon NJ 08833.....	908-735-5242
07. Delaware Township.....	Michelle Trivigno.....	PO Box 500, Sergeantsville NJ 08557.....	609-397-3240
08. East Amwell Township.....	Marianne Busher.....	1070 Route 202, Ringoes NJ 08551.....	908-782-8520
09. Flemington Borough.....	Edward Kerwin.....	38 Park Ave., Flemington NJ 08822.....	908-782-8840
10. Franklin Township.....	Mary Mastro.....	202 Sidney Road, Pittstown NJ 08867.....	908-735-5215
11. Frenchtown Borough.....	David Gill.....	Boro Hall 29 Second St., Frenchtown NJ 08825..	609-466-1878
12. Glen Gardner Borough.....	Robert Vance.....	PO Box 307, Glen Gardner NJ 08826.....	908-526-1226
13. Hampton Borough.....	Robert Vance.....	PO Box 418, Hampton NJ 08827.....	908-526-1226
14. High Bridge Borough.....	Pat Spsychala.....	71 Main Street, High Bridge NJ 08829.....	908-638-4090
15. Holland Township.....	Michelle Trivigno.....	61 Church Street, Milford NJ 08348.....	908-995-4830
16. Kingwood Township.....	David Gill.....	PO Box 199, Baptistown NJ 08803.....	609-466-1878
17. Lambertville City.....	Richard Carosino....	18 York Street, Lambertville NJ 08530.....	609-397-0801
18. Lebanon Borough.....	Curtis Schick.....	6 High Street, Lebanon NJ 08833.....	908-236-2425
19. Lebanon Township.....	Mary Mastro.....	530 West Hill Road, Glen Gardner NJ 08826.....	908-638-4971
20. Milford Borough.....	David Gill.....	PO Box 507, Milford NJ 08848.....	609-466-1878
21. Raritan Township.....	Marianne Busher.....	One Municipal Drive, Flemington NJ 08822.....	908-806-6100
22. Readington Township.....	Mary Mastro.....	509 Route 523, Whitehouse Station NJ 08889.....	908-638-4971
23. Stockton Borough.....	Michelle Trivigno.....	PO Box M, Stockton NJ 08559.....	609-397-0070
24. Tewksbury Township.....	Ann Marie Obiedzinski	169 Old Turnpike Rd., Califon NJ 07830.....	908-439-0022
25. Union Township.....	Robert Vance.....	140 Perryville Road, Hampton NJ 08827.....	908-735-9555
26. West Amwell Township.....	David Gill.....	150 Rocktown Rd Lambertville NJ 08530.....	609-466-1878