

---

# 2011 ABSTRACT OF RATABLES

## Hunterdon County



HUNTERDON COUNTY BOARD OF TAXATION  
71 Main Street, Bldg. 3 B  
P.O. Box 2900 - Flemington, NJ 08822

Commissioners

Anthony J. Danzo, Esq. – Board President  
Edmund C. Watkinson – Vice President

Athan Efstathiou  
Tax Administrator

**2011 ABSTRACT OF RATABLES FOR THE COUNTY OF HUNTERDON**

TAXING DISTRICTS	1		2	3	4	5	6
	TAXABLE VALUE						
	(A)	(B)					
LAND	IMPROVEMENTS (INCLUDES PARTIAL EXEMPTIONS & ABATEMENTS)	TAXABLE VALUE OF LAND AND IMPROVEMENTS (COL 1A+1B)	TOTAL TAXABLE VALUE OF PARTIAL EXEMPTIONS & ABATEMENTS (ASSESSED VAL.)	NET TAXABLE VALUE OF LAND & IMPROVEMENTS (COL 2-3)	TAXABLE VALUE COMMUNICATION EQUIPMENT	NET TAXABLE VALUE (COL 4+5)	
01:ALEXANDRIA TWP	316,102,033	519,654,588	835,756,621	0	835,756,621	2,157,745	837,914,366
02:BETHLEHEM TWP	177,150,328	353,254,200	530,404,528	0	530,404,528	803,099	531,207,627
03:BLOOMSBURY BORO	42,864,700	66,465,700	109,330,400	0	109,330,400	156,440	109,486,840
04:CALIFON BORO	57,146,808	90,514,800	147,661,608	0	147,661,608	873,449	148,535,057
05:TOWN OF CLINTON	136,492,060	285,976,500	422,468,560	0	422,468,560	1,150,337	423,618,897
06:CLINTON TWP	763,893,000	1,659,248,300	2,423,141,300	0	2,423,141,300	8,858,764	2,432,000,064
07:DELAWARE TWP	356,649,820	552,650,200	909,300,020	0	909,300,020	1,394,200	910,694,220
08:EAST AMWELL TWP	353,984,200	432,148,561	786,132,761	0	786,132,761	1,831,762	787,964,523
09:FLEMINGTON BORO	185,866,500	279,795,600	465,662,100	7,788,300	457,873,800	3,508,064	461,381,864
10:FRANKLIN TWP	227,108,818	327,126,200	554,235,018	0	554,235,018	2,488,136	556,723,154
11:FRENCHTOWN BORO	64,843,500	83,810,450	148,653,950	0	148,653,950	725,240	149,379,190
12:GLEN GARDNER BORO	39,699,790	99,472,300	139,172,090	0	139,172,090	289,166	139,461,256
13:HAMPTON BORO	39,617,700	83,685,135	123,302,835	0	123,302,835	655,093	123,957,928
14:HIGH BRIDGE BORO	171,751,700	204,521,000	376,272,700	154,600	376,118,100	925,117	377,043,217
15:HOLLAND TWP	266,951,600	501,334,600	768,286,200	0	768,286,200	1,938,850	770,225,050
16:KINGWOOD TWP	262,263,800	344,283,800	606,547,600	0	606,547,600	1,559,512	608,107,112
17:LAMBERTVILLE CITY	362,390,062	356,618,300	719,008,362	0	719,008,362	1,448,023	720,456,385
18:LEBANON BORO	91,355,179	185,472,200	276,827,379	0	276,827,379	1,194,467	278,021,846
19:LEBANON TWP	290,274,537	458,440,800	748,715,337	0	748,715,337	1,226,821	749,942,158
20:MILFORD BORO	46,136,500	70,935,970	117,072,470	0	117,072,470	229,368	117,301,838
21:RARITAN TWP	1,731,139,200	2,213,261,296	3,944,400,496	0	3,944,400,496	7,750,312	3,952,150,808
22:READINGTON TWP	1,056,851,362	1,677,404,200	2,734,255,562	0	2,734,255,562	6,296,043	2,740,551,605
23:STOCKTON BORO	55,613,400	38,565,500	94,178,900	0	94,178,900	128,804	94,307,704
24:TEWKSBURY TWP	585,466,700	778,110,510	1,363,577,210	0	1,363,577,210	1,953,975	1,365,531,185
25:UNION TWP	207,302,535	471,281,350	678,583,885	0	678,583,885	6,624,752	685,208,637
26:WEST AMWELL TWP	174,712,000	362,691,869	537,403,869	0	537,403,869	787,912	538,191,781
HUNTERDON	8,063,627,832	12,496,723,929	20,560,351,761	7,942,900	20,552,408,861	56,955,451	20,609,364,312

**2011 ABSTRACT OF RATABLES FOR THE COUNTY OF HUNTERDON**

TAXING DISTRICTS	7	8	9		10		11
	GENERAL TAX RATE PER \$100	COUNTY EQUALI- ZATION RATIO	TRUE VALUE		EQUALIZATION		NET VALUATION FOR COUNTY TAX APPORTIONMENT (COL 6-9A+9B -10A+10B)
			(A) UEZ ABATEMENT EXPIRED	(B) CLASS II RAILROADS	(A) AMOUNTS DEDUCTED	(B) AMOUNTS ADDED	
01:ALEXANDRIA TWP	2.003	97.95%	0	0		19,870,143	857,784,509
02:BETHLEHEM TWP	2.817	84.37%	0	0		99,605,968	630,813,595
03:BLOOMSBURY BORO	2.201	94.08%	0	0		7,563,356	117,050,196
04:CALIFON BORO	2.787	96.79%	0	0		5,423,861	153,958,918
05:TOWN OF CLINTON	2.461	105.49%	0	0	20,282,941		403,335,956
06:CLINTON TWP	2.137	103.49%	0	0	76,967,828		2,355,032,236
07:DELAWARE TWP	2.061	92.52%	0	0		77,404,783	988,099,003
08:EAST AMWELL TWP	1.902	97.38%	0	0		24,493,751	812,458,274
09:FLEMINGTON BORO	2.733	88.53%	0	0		64,141,489	525,523,353
10:FRANKLIN TWP	2.242	96.01%	0	0		25,627,806	582,350,960
11:FRENCHTOWN BORO	2.652	86.87%	0	0		24,508,931	173,888,121
12:GLEN GARDNER BORO	2.856	76.83%	0	0		42,269,986	181,731,242
13:HAMPTON BORO	3.063	90.98%	0	0		12,536,163	136,494,091
14:HIGH BRIDGE BORO	3.159	92.53%	0	0		33,372,169	410,415,386
15:HOLLAND TWP	1.973	98.25%	0	0		16,522,303	786,747,353
16:KINGWOOD TWP	2.036	92.06%	0	0		55,389,259	663,496,371
17:LAMBERTVILLE CITY	1.785	96.16%	0	0		33,557,274	754,013,659
18:LEBANON BORO	2.030	92.64%	0	0		22,661,647	300,683,493
19:LEBANON TWP	2.642	77.60%	0	0		218,594,676	968,536,834
20:MILFORD BORO	3.243	80.48%	0	0		36,037,441	153,339,279
21:RARITAN TWP	2.266	93.79%	0	0		276,519,567	4,228,670,375
22:READINGTON TWP	2.673	78.75%	0	0		743,192,316	3,483,743,921
23:STOCKTON BORO	1.968	100.25%	0	0		71,204	94,378,908
24:TEWKSBURY TWP	2.205	76.90%	0	0		414,841,465	1,780,372,650
25:UNION TWP	2.769	77.88%	0	0		195,120,457	880,329,094
26:WEST AMWELL TWP	1.996	96.50%	0	0		21,127,351	559,319,132
HUNTERDON		%	0	0	97,250,769	2,470,453,366	22,982,566,909

2011 ABSTRACT OF RATABLES FOR THE COUNTY OF HUNTERDON

SECTION 12 - A

TAXING DISTRICT	SECTION 12 - A							
	(i) TOTAL COUNTY TAXES APPORTIONED	(ii) ADJUSTMENTS RESULTING FROM:				(iii) NET COUNTY TAXES APPORTIONED	(iv) MUNICIPAL BUDGET STATE AID	(v) NET COUNTY TAXES APPORTIONED LESS STATE AID (COL. 12 AIII-12AIV-COUNTY BPP ADJUSTMENT)
		(A) EQUAL TABLE APPEALS		(B) APPEALS & CORRECTIONS				
		DEDUCT OVERPAY	ADD UNDERPAY	DEDUCT OVERPAY	ADD UNDERPAY			
01:ALEXANDRIA TWP	2,473,269.63	.00	.00	3,362.80	.00	2,469,906.83	.00	2,469,906.83
02:BETHLEHEM TWP	1,818,839.22	.00	.00	1,216.29	.00	1,817,622.93	.00	1,817,622.93
03:BLOOMSBURY BORO	337,493.50	.00	.00	154.00	.00	337,339.50	.00	337,339.50
04:CALIFON BORO	443,913.26	.00	.00	532.90	.00	443,380.36	.00	443,380.36
05:TOWN OF CLINTON	1,162,947.76	.00	.00	10,634.35	.00	1,152,313.41	.00	1,152,313.41
06:CLINTON TWP	6,790,318.14	.00	.00	28,176.02	.00	6,762,142.12	.00	6,762,142.12
07:DELAWARE TWP	2,849,008.38	.00	.00	2,693.74	.00	2,846,314.64	.00	2,846,314.64
08:EAST AMWELL TWP	2,342,579.47	.00	.00	477.74	.00	2,342,101.73	.00	2,342,101.73
09:FLEMINGTON BORO	1,515,253.47	.00	.00	1,151.73	.00	1,514,101.74	.00	1,514,101.74
10:FRANKLIN TWP	1,679,105.80	.00	.00	2,197.42	.00	1,676,908.38	.00	1,676,908.38
11:FRENCHTOWN BORO	501,375.58	.00	.00	382.70	.00	500,992.88	.00	500,992.88
12:GLEN GARDNER BORO	523,989.83	.00	.00	959.60	.00	523,030.23	.00	523,030.23
13:HAMPTON BORO	393,556.52	.00	.00	1,458.52	.00	392,098.00	.00	392,098.00
14:HIGH BRIDGE BORO	1,183,360.04	.00	.00	4,144.46	.00	1,179,215.58	.00	1,179,215.58
15:HOLLAND TWP	2,268,446.58	.00	.00	2,284.78	.00	2,266,161.80	.00	2,266,161.80
16:KINGWOOD TWP	1,913,074.21	.00	.00	5,125.32	.00	1,907,948.89	.00	1,907,948.89
17:LAMBERTVILLE CITY	2,174,064.77	.00	.00	1,006.46	.00	2,173,058.31	.00	2,173,058.31
18:LEBANON BORO	866,967.57	.00	.00	16,796.19	.00	850,171.38	.00	850,171.38
19:LEBANON TWP	2,792,604.34	.00	.00	4,383.62	.00	2,788,220.72	.00	2,788,220.72
20:MILFORD BORO	442,126.64	.00	.00	174.54	.00	441,952.10	.00	441,952.10
21:RARITAN TWP	12,192,621.71	.00	.00	.00	26,298.17	12,218,919.88	.00	12,218,919.88
22:READINGTON TWP	10,044,758.28	.00	.00	31,088.08	.00	10,013,670.20	.00	10,013,670.20
23:STOCKTON BORO	272,124.86	.00	.00	794.17	.00	271,330.69	.00	271,330.69
24:TEWKSBURY TWP	5,133,389.05	.00	.00	20,626.86	.00	5,112,762.19	.00	5,112,762.19
25:UNION TWP	2,538,272.95	.00	.00	22,608.25	.00	2,515,664.70	.00	2,515,664.70
26:WEST AMWELL TWP	1,612,697.42	.00	.00	4,026.61	.00	1,608,670.81	.00	1,608,670.81
HUNTERDON	66,266,158.98	.00	.00	166,457.15	26,298.17	66,126,000.00	.00	66,126,000.00

**2011 ABSTRACT OF RATABLES FOR THE COUNTY OF HUNTERDON**

TAXING DISTRICTS	SECTION 12 - B			SECTION 12 - C		
	(A)	(B)	(C)	LOCAL TAXES TO BE RAISED FOR:		
	COUNTY LIBRARY TAXES APPORTIONED	COUNTY HEALTH SERVICE TAXES APPORTIONED	COUNTY OPEN SPACE TAXES APPORTIONED	(i) DISTRICT SCHOOL PURPOSES		
				(A) DISTRICT SCHOOL (adjusted for BPP)	(B) REG., CONSOL. & JOINT SCHOOL (adjusted for BPP)	(C) LOCAL SCHOOL (adjusted for BPP)
01:ALEXANDRIA TWP	208,254.88	.00	257,763.53	7,760,088.00	4,337,911.17	.00
02:BETHLEHEM TWP	153,254.78	.00	189,687.99	7,413,169.00	3,450,922.19	.00
03:BLOOMSBURY BORO	28,443.58	.00	35,204.82	1,526,773.00	.00	.00
04:CALIFON BORO	37,384.71	.00	46,270.93	2,075,658.50	864,897.48	.00
05:TOWN OF CLINTON	97,161.22	.00	120,247.53	4,934,915.08	2,185,868.91	.00
06:CLINTON TWP	570,165.12	.00	705,676.46	24,552,697.00	13,739,949.19	.00
07:DELAWARE TWP	239,988.21	.00	297,052.34	7,642,622.00	4,974,378.17	.00
08:EAST AMWELL TWP	197,479.87	.00	244,425.00	6,611,971.00	4,090,334.74	.00
09:FLEMINGTON BORO	.00	.00	158,013.75	5,507,018.14	2,505,762.99	.00
10:FRANKLIN TWP	141,387.69	.00	175,001.53	5,435,308.00	3,330,142.42	.00
11:FRENCHTOWN BORO	42,242.24	.00	52,284.01	1,780,162.00	655,432.83	.00
12:GLEN GARDNER BORO	44,100.26	.00	54,583.47	1,639,802.00	1,036,112.18	.00
13:HAMPTON BORO	33,059.88	.00	40,916.06	1,990,013.00	803,947.03	.00
14:HIGH BRIDGE BORO	99,420.79	.00	123,063.62	5,343,727.00	2,187,434.29	.00
15:HOLLAND TWP	191,071.81	.00	236,496.76	8,416,472.00	4,079,542.76	.00
16:KINGWOOD TWP	160,863.97	.00	199,102.07	5,425,640.00	3,340,690.83	.00
17:LAMBERTVILLE CITY	.00	.00	226,784.14	3,035,582.00	4,886,711.39	.00
18:LEBANON BORO	71,686.04	.00	88,709.99	2,330,413.00	1,602,131.43	.00
19:LEBANON TWP	235,087.45	.00	290,973.17	10,356,595.00	5,384,155.77	.00
20:MILFORD BORO	.00	.00	46,122.38	1,736,759.00	776,592.41	.00
21:RARITAN TWP	1,030,485.12	.00	1,275,330.64	41,404,642.36	21,874,730.16	.00
22:READINGTON TWP	844,257.37	.00	1,045,006.56	29,496,732.55	19,454,665.46	.00
23:STOCKTON BORO	22,876.16	.00	28,316.91	648,821.00	568,914.42	.00
24:TEWKSBURY TWP	431,074.85	.00	533,543.59	11,807,002.00	6,985,439.21	.00
25:UNION TWP	212,077.69	.00	262,542.86	9,354,469.00	5,087,861.70	.00
26:WEST AMWELL TWP	135,635.31	.00	167,879.89	3,718,078.00	3,582,107.18	.00
HUNTERDON	5,227,459.00	.00	6,901,000.00	211,945,129.63	121,786,636.31	.00

**2011 ABSTRACT OF RATABLES FOR THE COUNTY OF HUNTERDON**

TAXING DISTRICTS	SECTION 12 - C			SECTION 12 - D  TOTAL LEVY ON WHICH TAX RATE IS COMPUTED
	LOCAL TAXES TO BE RAISED FOR:			
	(ii) LOCAL MUNICIPAL PURPOSES			
	(A) MUNICIPAL BUDGET (adjusted for BPP)	(B) MUNICIPAL OPEN SPACE BUDGET	(C) MUNICIPAL LIBRARY BUDGET	
01:ALEXANDRIA TWP	1,407,727.99	335,165.75	.00	16,776,818.15
02:BETHLEHEM TWP	1,673,258.34	265,603.81	.00	14,963,519.04
03:BLOOMSBURY BORO	481,883.00	.00	.00	2,409,643.90
04:CALIFON BORO	641,533.00	29,707.00	.00	4,138,831.98
05:TOWN OF CLINTON	1,931,400.00	.00	.00	10,421,906.15
06:CLINTON TWP	5,139,723.94	486,483.97	.00	51,956,837.80
07:DELAWARE TWP	2,217,461.00	548,000.00	.00	18,765,816.36
08:EAST AMWELL TWP	1,183,679.00	315,184.00	.00	14,985,175.34
09:FLEMINGTON BORO	2,747,666.43	.00	173,964.25	12,606,527.30
10:FRANKLIN TWP	1,440,000.00	278,000.00	.00	12,476,748.02
11:FRENCHTOWN BORO	930,233.28	.00	.00	3,961,347.24
12:GLEN GARDNER BORO	670,000.00	14,000.00	.00	3,981,628.14
13:HAMPTON BORO	535,738.00	.00	.00	3,795,771.97
14:HIGH BRIDGE BORO	2,975,990.32	.00	.00	11,908,851.60
15:HOLLAND TWP	.00	.00	.00	15,189,745.13
16:KINGWOOD TWP	1,162,954.00	182,500.00	.00	12,379,699.76
17:LAMBERTVILLE CITY	2,207,975.94	72,320.00	250,632.00	12,853,063.78
18:LEBANON BORO	699,500.00	.00	.00	5,642,611.84
19:LEBANON TWP	679,196.00	74,994.00	.00	19,809,222.11
20:MILFORD BORO	753,234.00	.00	48,695.00	3,803,354.89
21:RARITAN TWP	11,124,624.00	592,822.62	.00	89,521,554.78
22:READINGTON TWP	11,837,590.00	548,035.90	.00	73,239,958.04
23:STOCKTON BORO	315,125.82	.00	.00	1,855,385.00
24:TEWKSBURY TWP	4,548,354.00	682,766.00	.00	30,100,941.84
25:UNION TWP	1,403,511.02	137,060.25	.00	18,973,187.22
26:WEST AMWELL TWP	1,202,562.13	322,915.00	.00	10,737,848.32
HUNTERDON	59,910,921.21	4,885,558.30	473,291.25	477,255,995.70

2011 ABSTRACT OF RATABLES FOR THE COUNTY OF HUNTERDON

TAXING DISTRICTS	SECTION 13						
	REAL PROPERTY EXEMPT FROM TAXATION						
	(A) PUBLIC SCHOOL	(B) OTHER SCHOOL	(C) PUBLIC PROPERTY	(D) CHURCH AND CHARITABLE	(E) CEMETERIES AND GRAVEYARDS	(F) OTHER EXEMPTS	(G) TOTAL AMOUNT OF EXEMPTS (13A+B+C+D+E+F)
01:ALEXANDRIA TWP	45,617,200	0	11,976,900	9,684,500	338,400	3,117,300	70,734,300
02:BETHLEHEM TWP	4,233,197	0	18,592,929	491,500	693,100	3,679,200	27,689,926
03:BLOOMSBURY BORO	3,184,400	0	2,788,500	4,217,400	0	1,709,100	11,899,400
04:CALIFON BORO	3,021,600	0	1,776,200	3,949,900	290,800	2,224,900	11,263,400
05:TOWN OF CLINTON	3,110,100	0	14,072,100	4,390,700	311,300	7,280,600	29,164,800
06:CLINTON TWP	71,685,024	0	197,645,996	22,327,685	746,500	14,236,200	306,641,405
07:DELAWARE TWP	3,996,300	0	22,207,800	4,066,100	1,615,800	12,144,100	44,030,100
08:EAST AMWELL TWP	6,217,972	0	11,780,412	4,672,200	1,035,700	17,178,500	40,884,784
09:FLEMINGTON BORO	6,015,000	0	37,313,600	14,043,900	1,662,500	5,869,600	64,904,600
10:FRANKLIN TWP	4,766,500	0	14,538,600	11,023,900	450,600	3,450,100	34,229,700
11:FRENCHTOWN BORO	2,832,500	0	5,706,500	3,141,400	360,400	1,198,400	13,239,200
12:GLEN GARDNER BORO	0	0	2,419,642	554,200	124,500	2,591,100	5,689,442
13:HAMPTON BORO	3,066,800	0	2,208,300	1,425,400	290,000	3,582,500	10,573,000
14:HIGH BRIDGE BORO	6,181,500	0	23,413,900	4,119,700	0	275,800	33,990,900
15:HOLLAND TWP	8,428,500	0	25,079,800	5,893,000	0	2,400,200	41,801,500
16:KINGWOOD TWP	3,978,650	0	10,475,900	5,733,300	296,600	8,483,200	28,967,650
17:LAMBERTVILLE CITY	2,161,900	2,085,500	13,057,700	14,972,750	862,300	20,946,500	54,086,650
18:LEBANON BORO	3,975,150	0	4,620,300	4,554,117	605,900	1,002,900	14,758,367
19:LEBANON TWP	26,488,000	0	139,526,500	6,248,600	43,900	5,929,200	178,236,200
20:MILFORD BORO	883,800	0	4,426,200	3,241,700	344,100	1,696,600	10,592,400
21:RARITAN TWP	111,505,654	0	77,149,445	79,559,263	550,600	43,338,226	312,103,188
22:READINGTON TWP	22,069,805	0	86,057,852	15,197,625	1,626,100	19,923,100	144,874,482
23:STOCKTON BORO	479,800	0	7,886,000	2,145,000	13,000	608,100	11,131,900
24:TEWKSBURY TWP	19,294,394	0	31,332,600	5,375,900	1,262,500	10,214,600	67,479,994
25:UNION TWP	18,078,900	0	237,959,200	2,716,200	242,500	3,224,800	262,221,600
26:WEST AMWELL TWP	12,256,500	0	26,405,600	3,565,100	151,000	2,636,100	45,014,300
HUNTERDON	393,529,146	2,085,500	1,030,418,476	237,311,040	13,918,100	198,940,926	1,876,203,188

**2011 ABSTRACT OF RATABLES FOR THE COUNTY OF HUNTERDON**

TAXING DISTRICTS	SECTION 14				SECTION 15	
	AMOUNT OF MISCELLANEOUS REVENUES TO SUPPORT LOCAL BUDGET				DEDUCTIONS ALLOWED	
	(A) SURPLUS REVENUE	(B) MISCELLANEOUS REVENUES ANTICIPATED	(C) RECEIPTS FROM DELINQUENT TAX	(D) TOTAL OF MISCELLANEOUS REVENUES (COL. 14A+B+C)	(A) SENIOR CITIZEN, DISABLED AND SURVIVING SPOUSE	(B) VETERANS AND WIDOWS
01:ALEXANDRIA TWP	748,829.37	594,787.45	360,000.00	1,703,616.82	5,250.00	34,000.00
02:BETHLEHEM TWP	411,000.00	469,940.12	270,000.00	1,150,940.12	5,000.00	32,250.00
03:BLOOMSBURY BORO	58,800.00	394,575.14	89,400.00	542,775.14	750.00	7,750.00
04:CALIFON BORO	100,000.00	287,651.00	44,000.00	431,651.00	2,250.00	8,500.00
05:TOWN OF CLINTON	425,000.00	1,149,804.47	170,000.00	1,744,804.47	1,000.00	17,500.00
06:CLINTON TWP	3,600,000.00	2,611,333.38	582,500.00	6,793,833.38	5,500.00	88,000.00
07:DELAWARE TWP	518,000.00	1,176,977.75	416,465.64	2,111,443.39	7,000.00	44,500.00
08:EAST AMWELL TWP	100,000.00	1,052,936.80	231,799.00	1,384,735.80	5,000.00	39,500.00
09:FLEMINGTON BORO	295,000.00	1,489,234.00	253,100.00	2,037,334.00	4,750.00	19,000.00
10:FRANKLIN TWP	477,525.00	671,840.80	144,997.12	1,294,362.92	3,250.00	24,500.00
11:FRENCHTOWN BORO	186,484.00	328,849.49	220,000.00	735,333.49	2,250.00	10,750.00
12:GLEN GARDNER BORO	262,000.00	229,987.51	57,811.02	549,798.53	1,750.00	8,000.00
13:HAMPTON BORO	120,000.00	173,022.00	120,000.00	413,022.00	1,750.00	9,250.00
14:HIGH BRIDGE BORO	582,000.00	2,534,938.76	180,600.00	3,297,538.76	5,750.00	23,000.00
15:HOLLAND TWP	1,744,520.50	3,404,803.89	250,000.00	5,399,324.39	10,250.00	66,000.00
16:KINGWOOD TWP	657,000.00	548,153.73	403,253.00	1,608,406.73	7,250.00	28,000.00
17:LAMBERTVILLE CITY	142,400.00	1,689,245.67	225,000.00	2,056,645.67	11,750.00	27,000.00
18:LEBANON BORO	455,000.00	441,661.67	55,854.00	952,515.67	3,250.00	15,000.00
19:LEBANON TWP	1,000,000.00	2,819,682.00	275,000.00	4,094,682.00	8,750.00	51,000.00
20:MILFORD BORO	128,600.00	474,335.00	97,000.00	699,935.00	4,250.00	12,500.00
21:RARITAN TWP	1,280,000.00	4,156,961.50	790,000.00	6,226,961.50	21,000.00	133,000.00
22:READINGTON TWP	1,293,000.00	3,110,449.00	850,000.00	5,253,449.00	24,000.00	143,750.00
23:STOCKTON BORO	83,444.00	123,872.51	100,000.00	307,316.51	500.00	7,000.00
24:TEWKSBURY TWP	2,368,000.00	2,547,560.00	300,000.00	5,215,560.00	3,750.00	42,000.00
25:UNION TWP	517,000.00	1,121,240.41	282,000.00	1,920,240.41	3,000.00	30,500.00
26:WEST AMWELL TWP	85,000.00	1,697,254.00	175,000.00	1,957,254.00	6,250.00	29,250.00
HUNTERDON	17,638,602.87	35,301,098.05	6,943,779.78	59,883,480.70	155,250.00	951,500.00





2011 ABSTRACT OF RATABLES FOR THE COUNTY OF HUNTERDON

ADDENDUM TO ABSTRACT OF RATABLES -- ASSESSED VALUE OF PARTIAL EXEMPTIONS & ABATEMENTS (CONTINUED)

TAXING DISTRICTS	(10) DWELLING ABATEMENT	(11) DWELLING EXEMPTION	(12) NEW DWELLING CONVERSION ABATEMENT	(13) NEW DWELLING CONVERSION EXEMPTION	(14) MULTI-DWELLING EXEMPTION	(15) MULTI-DWELLING ABATEMENT	(16) COMMERCIAL/ INDUSTRIAL EXEMPTION	(17) TOTAL VALUE
01:ALEXANDRIA TWP	0	0	0	0	0	0	0	0
02:BETHLEHEM TWP	0	0	0	0	0	0	0	0
03:BLOOMSBURY BORO	0	0	0	0	0	0	0	0
04:CALIFON BORO	0	0	0	0	0	0	0	0
05:TOWN OF CLINTON	0	0	0	0	0	0	0	0
06:CLINTON TWP	0	0	0	0	0	0	0	0
07:DELAWARE TWP	0	0	0	0	0	0	0	0
08:EAST AMWELL TWP	0	0	0	0	0	0	0	0
09:FLEMINGTON BORO	241,600	0	0	0	0	0	7,546,700	7,788,300
10:FRANKLIN TWP	0	0	0	0	0	0	0	0
11:FRENCHTOWN BORO	0	0	0	0	0	0	0	0
12:GLEN GARDNER BORO	0	0	0	0	0	0	0	0
13:HAMPTON BORO	0	0	0	0	0	0	0	0
14:HIGH BRIDGE BORO	154,600	0	0	0	0	0	0	154,600
15:HOLLAND TWP	0	0	0	0	0	0	0	0
16:KINGWOOD TWP	0	0	0	0	0	0	0	0
17:LAMBERTVILLE CITY	0	0	0	0	0	0	0	0
18:LEBANON BORO	0	0	0	0	0	0	0	0
19:LEBANON TWP	0	0	0	0	0	0	0	0
20:MILFORD BORO	0	0	0	0	0	0	0	0
21:RARITAN TWP	0	0	0	0	0	0	0	0
22:READINGTON TWP	0	0	0	0	0	0	0	0
23:STOCKTON BORO	0	0	0	0	0	0	0	0
24:TEWKSBURY TWP	0	0	0	0	0	0	0	0
25:UNION TWP	0	0	0	0	0	0	0	0
26:WEST AMWELL TWP	0	0	0	0	0	0	0	0
HUNTERDON	396,200	0	0	0	0	0	7,546,700	7,942,900

2011 ABSTRACT OF RATABLES FOR THE COUNTY OF HUNTERDON

BREAKDOWN OF GENERAL TAX RATE

TAXING DISTRICTS	COUNTY TAX	LIBRARY TAX	HEALTH SERVICE TAX	COUNTY OPEN SPACE TAX	DISTRICT SCHOOL TAX	REGIONAL SCHOOL TAX	LOCAL SCHOOL TAX	MUNICIPAL PURPOSE TAX	MUNICIPAL OPEN SPACE TAX	MUNICIPAL LIBRARY TAX	GENERAL TAX RATE	EFFECTIVE TAX RATE
01:ALEXANDRIA TWP	.295	.025	.000	.031	.927	.517	.000	.168	.040	.000	2.003	1.956
02:BETHLEHEM TWP	.343	.029	.000	.036	1.396	.649	.000	.314	.050	.000	2.817	2.372
03:BLOOMSBURY BORO	.309	.026	.000	.032	1.394	.000	.000	.440	.000	.000	2.201	2.059
04:CALIFON BORO	.299	.026	.000	.032	1.398	.582	.000	.431	.019	.000	2.787	2.688
05:TOWN OF CLINTON	.273	.023	.000	.029	1.165	.516	.000	.455	.000	.000	2.461	2.584
06:CLINTON TWP	.279	.024	.000	.030	1.009	.564	.000	.211	.020	.000	2.137	2.206
07:DELAWARE TWP	.313	.027	.000	.033	.839	.546	.000	.243	.060	.000	2.061	1.899
08:EAST AMWELL TWP	.298	.026	.000	.031	.839	.519	.000	.150	.039	.000	1.902	1.844
09:FLEMINGTON BORO	.329	.000	.000	.035	1.194	.543	.000	.595	.000	.037	2.733	2.399
10:FRANKLIN TWP	.302	.026	.000	.032	.977	.598	.000	.258	.049	.000	2.242	2.142
11:FRENCHTOWN BORO	.336	.029	.000	.036	1.191	.438	.000	.622	.000	.000	2.652	2.278
12:GLEN GARDNER BORO	.376	.032	.000	.040	1.176	.742	.000	.480	.010	.000	2.856	2.191
13:HAMPTON BORO	.317	.027	.000	.034	1.605	.648	.000	.432	.000	.000	3.063	2.781
14:HIGH BRIDGE BORO	.313	.027	.000	.033	1.417	.580	.000	.789	.000	.000	3.159	2.902
15:HOLLAND TWP	.295	.025	.000	.031	1.093	.529	.000	.000	.000	.000	1.973	1.931
16:KINGWOOD TWP	.314	.027	.000	.033	.892	.549	.000	.191	.030	.000	2.036	1.866
17:LAMBERTVILLE CITY	.302	.000	.000	.032	.422	.679	.000	.306	.010	.034	1.785	1.705
18:LEBANON BORO	.306	.026	.000	.032	.839	.576	.000	.251	.000	.000	2.030	1.877
19:LEBANON TWP	.372	.032	.000	.039	1.381	.718	.000	.091	.009	.000	2.642	2.045
20:MILFORD BORO	.377	.000	.000	.040	1.481	.662	.000	.642	.000	.041	3.243	2.480
21:RARITAN TWP	.310	.027	.000	.033	1.047	.553	.000	.281	.015	.000	2.266	2.117
22:READINGTON TWP	.366	.031	.000	.039	1.077	.710	.000	.431	.019	.000	2.673	2.102
23:STOCKTON BORO	.288	.025	.000	.031	.687	.603	.000	.334	.000	.000	1.968	1.966
24:TEWKSBURY TWP	.375	.032	.000	.040	.864	.511	.000	.333	.050	.000	2.205	1.691
25:UNION TWP	.368	.031	.000	.039	1.365	.742	.000	.204	.020	.000	2.769	2.155
26:WEST AMWELL TWP	.299	.026	.000	.032	.691	.666	.000	.223	.059	.000	1.996	1.920

**2011 ABSTRACT OF RATABLES FOR THE COUNTY OF HUNTERDON**

TAXING DISTRICT	ADDENDUM: STATE AID ADJUSTMENT FOR BPP			ADDENDUM: REAP DISTRIBUTION SUMMARY		
	COUNTY	SCHOOL	MUNICIPAL	ELIGIBLE PROPERTY ASSESSMENTS	R.E.A.P. AID	TAX RATE CREDIT
01:ALEXANDRIA TWP						
02:BETHLEHEM TWP						
03:BLOOMSBURY BORO						
04:CALIFON BORO						
05:TOWN OF CLINTON						
06:CLINTON TWP						
07:DELAWARE TWP						
08:EAST AMWELL TWP						
09:FLEMINGTON BORO						
10:FRANKLIN TWP						
11:FRENCHTOWN BORO						
12:GLEN GARDNER BORO						
13:HAMPTON BORO						
14:HIGH BRIDGE BORO						
15:HOLLAND TWP						
16:KINGWOOD TWP						
17:LAMBERTVILLE CITY						
18:LEBANON BORO						
19:LEBANON TWP						
20:MILFORD BORO						
21:RARITAN TWP						
22:READINGTON TWP						
23:STOCKTON BORO						
24:TEWKSBURY TWP						
25:UNION TWP						
26:WEST AMWELL TWP						
HUNTERDON						

**2011 ABSTRACT OF RATABLES FOR THE COUNTY OF HUNTERDON**

**SPECIAL TAXING DISTRICTS**

TAXING DISTRICT	SPECIAL TAXING DISTRICT	NUMBER OF RATABLES	RATABLE VALUE	BUDGET	SPECIAL DISTRICT RATE

## 2011 ABSTRACT OF RATABLES FOR THE COUNTY OF HUNTERDON



## ADDENDUM -- EQUALIZED VALUE BASED ON IN LIEU OF TAXES (COL.10B)

TAXING DISTRICTS	(1)	(2)	(3)	(4)	(5)
	C.12 PL 1977 IN LIEU OF TAX	NJ HOUSING FINANCE AGENCY	URBAN RENEWAL	OTHER	TOTAL
01:ALEXANDRIA TWP	0	0	0	0	0
02:BETHLEHEM TWP	0	0	0	0	0
03:BLOOMSBURY BORO	0	0	0	0	0
04:CALIFON BORO	0	0	0	0	0
05:TOWN OF CLINTON	0	0	0	0	0
06:CLINTON TWP	0	0	0	0	0
07:DELAWARE TWP	0	0	0	0	0
08:EAST AMWELL TWP	0	0	0	0	0
09:FLEMINGTON BORO	0	0	0	0	0
10:FRANKLIN TWP	0	0	0	0	0
11:FRENCHTOWN BORO	0	0	0	0	0
12:GLEN GARDNER BORO	0	0	0	0	0
13:HAMPTON BORO	0	0	0	0	0
14:HIGH BRIDGE BORO	0	0	0	0	0
15:HOLLAND TWP	0	0	0	0	0
16:KINGWOOD TWP	0	0	0	0	0
17:LAMBERTVILLE CITY	0	0	0	0	0
18:LEBANON BORO	0	0	0	0	0
19:LEBANON TWP	0	0	0	0	0
20:MILFORD BORO	0	0	0	0	0
21:RARITAN TWP	0	0	0	0	0
22:READINGTON TWP	0	0	0	0	0
23:STOCKTON BORO	0	0	0	0	0
24:TEWKSBURY TWP	0	0	0	0	0
25:UNION TWP	0	0	0	0	0
26:WEST AMWELL TWP	0	0	0	0	0
HUNTERDON	0	0	0	0	0

**2011 ABSTRACT OF RATABLES FOR THE COUNTY OF HUNTERDON**

Total Amount of Miscellaneous Revenues (included Surplus Revenues Appropriated) for the Support of the County Budget .....	24,409,006.00
Rate per \$100 to be applied to Column 11 for apportionment of County Taxes .....	.28833228
Net County Taxes Apportioned (Column 12 A iii) .....	66,126,000.00
* Adjustments (Net Total (Column 12 A i)) .....	140,158.98
* Net Overpayments are added to the Net Taxes Apportioned Net Underpayments are deducted from the Net Taxes Apportioned	
Rate per \$100 to be applied to Column 11 for apportionment of Library Taxes .....	.02431143
Rate per \$100 to be applied to Column 11 for apportionment of Health Taxes .....	.00000000
Rate per \$100 to be applied to Column 11 for apportionment of Open Space Taxes .....	.03009078
County Percentage Level of Taxable Value of Real Property is 100%	

**HUNTERDON COUNTY BOARD OF TAXATION**


  
 \_\_\_\_\_  
 Anthony J. Danzo, President  
  
 \_\_\_\_\_  
 Edmund C. Watkinson, Vice President  
 \_\_\_\_\_  
 \_\_\_\_\_  
 \_\_\_\_\_  
 \_\_\_\_\_  
 \_\_\_\_\_

*Amy S. Banko*

ATTEST: \_\_\_\_\_  
~~Athan Efsthathiou, Tax Administrator~~

**AMY S. BANKO**  
 NOTARY PUBLIC OF NEW JERSEY  
 Commission Expires 3/21/2012

I hereby certify this to be a true copy of the Abstract of Ratables and Exemptions for the County of HUNTERDON, State of New Jersey for the year 2011 as filed with me by the HUNTERDON County Board of Taxation

  
 Margaret Pasqua  
 County Treasurer

**REGIONAL HIGH SCHOOLS CERTIFIED TAX LEVY FOR 2011-2012 AND TAX LEVY RAISED FOR 2011**

<u>North Hunterdon Regional High School</u>	.....	Levy in 2011 Rates	.....	\$	46,658,862
<u>Delaware Valley Regional High School</u>	.....	Levy in 2011 Rates	.....	\$	13,190,170
<u>Hunterdon Central Regional High School</u>	.....	Levy in 2011 Rates	.....	\$	52,899,872
<u>South Hunterdon Regional High School</u>	.....	Levy in 2011 Rates	.....	\$	9,037,733

Special Taxing Districts

	<u>Assessed Valuation</u>	<u>Total Levy</u>	<u>Tax Rate</u>
Lambertville City Fire District No. 1	\$ 720,456,385	\$ 491,219	.069
East Amwell Township Fire District No. 1	\$ 787,964,523	\$ 188,172	.024
Franklin Township Fire District No. 1	\$ 556,723,154	\$ 298,200	.054



HUNTERDON COUNTY TAX COLLECTORS

01. Alexandria Township .....	Susan Luthringer.....	782 Frenchtown Road, Milford NJ 08848.....	908-996-7071
02. Bethlehem Township .....	Steven Davis .....	405 Mine Road, Asbury NJ 08802.....	908-735-4107
03. Bloomsbury Borough .....	Rebecca Harm .....	91 Brunswick Avenue NJ 08804 .....	908-479-4200
04. Califon Borough .....	Bonnie Holborow.....	PO Box 277, Califon NJ 07830 .....	908-832-7850
05. Clinton Town.....	Kathy Olsen .....	PO Box 5194, Clinton 08809.....	908-735-2275
06. Clinton Township .....	Patti Centofanti.....	1225 Route 31 South, Lebanon NJ 08833.....	908-735-2053
07. Delaware Township.....	Donna Griffiths .....	PO Box 500, Sergeantsville NJ 08557 .....	609-397-3240
08. East Amwell Township .....	Mary Hyland .....	1070 Route 202, Ringoes NJ 08551.....	908-782-5209
09. Flemington Borough .....	Rebecca Newman.....	38 Park Avenue, Flemington NJ 08822 .....	908-782-8840
10. Franklin Township.....	Linda Swackhamer.....	202 Sidney Road, Pittstown NJ 08867 .....	908-735-6609
11. Frenchtown Borough .....	Diane Laudenbach .....	Boro Hall, 29 Second St., Frenchtown NJ 08825 ..	908-996-4524
12. Glen Gardner Borough .....	Diane Laudenbach .....	PO Box 307, Glen Gardner NJ 08826 .....	908-537-0084
13. Hampton Borough.....	Diane Laudenbach .....	PO Box 407, Hampton NJ 08827 .....	908-537-2329
14. High Bridge Borough .....	Bonnie A. Fleming.....	71 Main Street, High Bridge NJ 08829 .....	908-638-6170
15. Holland Township .....	Susan Luthringer.....	61 Church Street, Milford NJ 08848 .....	908-995-2047
16. Kingwood Township .....	Diane Laudenbach .....	P.O. Box 199, Baptistown, NJ 08803.....	908-996-3696
17. Lambertville City .....	Bonnie J. Eick.....	18 York Street, Lambertville NJ 08530.....	609-397-0801
18. Lebanon Borough .....	Kay Winzenried.....	6 High St., Lebanon NJ 08833.....	908-236-0620
19. Lebanon Township.....	Mary Hyland .....	530 West Hill Road, Glen Gardner NJ 08826 .....	908-638-8523
20. Milford Borough .....	Eloise Hagaman.....	PO Box 484, Milford NJ 08848 .....	908-995-2760
21. Raritan Township .....	Diane Giaquinto.....	One Municipal Drive, Flemington, NJ 08822 .....	908-806-8261
22. Readington Township.....	Michael Balogh .....	509 Co Rte 523, Whitehouse Station NJ 08889 .....	908-534-9761
23. Stockton Borough .....	Donna Griffiths .....	PO Box 400, Stockton NJ 08559.....	609-397-0070
24. Tewksbury Township.....	Kay Winzenried.....	169 Old Turnpike Rd., Califon NJ 07830 .....	908-439-0022
25. Union Township .....	Alice Anne Pareti.....	140 Perryville Road, Hampton NJ 08827 .....	908-735-6980
26. West Amwell Township .....	Mary Hyland .....	150 Rocktown Rd Lambertville NJ 08530 .....	609-397-2058

HUNTERDON COUNTY TAX ASSESSORS

01. Alexandria Township.....	Eloise Hagaman.....	782 Frenchtown Road, Milford NJ 08848 .....	908-479-6657
02. Bethlehem Township.....	Eloise Hagaman.....	405 Mine Road, Asbury NJ 08802.....	908-479-6657
03. Bloomsbury Borough.....	Eloise Hagaman.....	91 Brunswick Ave, Bloomsbury NJ 08804 .....	908-479-6657
04. Califon Borough.....	Eloise Hagaman.....	PO Box 368, Califon NJ 07830 .....	908-479-6657
05. Clinton Town .....	Ann Marie Obiedzinski	PO Box 5194, Clinton NJ 08809 .....	908-735-8616
06. Clinton Township.....	Jeff Ward .....	1225 Route 31 South, Lebanon NJ 08833.....	908-735-5242
07. Delaware Township.....	Michelle Trivigno .....	PO Box 500, Sergeantsville NJ 08557 .....	609-397-3240
08. East Amwell Township.....	Marianne Busher .....	1070 Route 202, Ringoes NJ 08551.....	908-782-8520
09. Flemington Borough.....	Edward Kerwin.....	38 Park Ave., Flemington NJ 08822.....	908-782-8840
10. Franklin Township .....	Mary Mastro .....	202 Sidney Road, Pittstown NJ 08867 .....	908-735-5215
11. Frenchtown Borough.....	David Gill .....	Boro Hall 29 Second St., Frenchtown NJ 08825 ..	609-466-1878
12. Glen Gardner Borough.....	Robert Vance .....	PO Box 307, Glen Gardner NJ 08826 .....	908-526-1226
13. Hampton Borough.....	Robert Vance .....	PO Box 418, Hampton NJ 08827 .....	908-526-1226
14. High Bridge Borough.....	Pat Spychala .....	71 Main Street, High Bridge NJ 08829.....	908-638-4090
15. Holland Township .....	Michelle Trivigno .....	61 Church Street, Milford NJ 08848.....	908-995-4830
16. Kingwood Township.....	David Gill .....	PO Box 199, Baptistown NJ 08803 .....	609-466-1878
17. Lambertville City .....	Richard Carmosino ....	18 York Street, Lambertville NJ 08530 .....	609-397-0801
18. Lebanon Borough .....	Curtis Schick.....	6 High Street, Lebanon NJ 08833 .....	908-236-2425
19. Lebanon Township .....	Mary Mastro .....	530 West Hill Road, Glen Gardner NJ 08826 .....	908-638-4971
20. Milford Borough .....	David Gill .....	PO Box 507, Milford NJ 08848 .....	609-466-1878
21. Raritan Township.....	Marianne Busher .....	One Municipal Drive, Flemington NJ 08822 .....	908-806-6100
22. Readington Township .....	Mary Mastro .....	509 Route 523, Whitehouse Station NJ 08889 .....	908-638-4971
23. Stockton Borough.....	Michelle Trivigno .....	PO Box M, Stockton NJ 08559 .....	609-397-0070
24. Tewksbury Township .....	Ann Marie Obiedzinski	169 Old Turnpike Rd., Califon NJ 07830 .....	908-439-0022
25. Union Township.....	Robert Vance .....	140 Perryville Road, Hampton NJ 08827.....	908-735-9555
26. West Amwell Township.....	David Gill .....	150 Rocktown Rd Lambertville NJ 08530 .....	609-466-1878