

2012 ABSTRACT OF RATABLES

Hunterdon County



HUNTERDON COUNTY BOARD OF TAXATION
71 Main Street, Bldg. 3 B
P.O. Box 2900 - Flemington, NJ 08822

Commissioners

Anthony J. Danzo, Esq. – Board President
Edmund C. Watkinson – Vice President
Michael J. Pierce – Commissioner
Timothy J. Korzun – Commissioner
William T. Meglaughlin – Commissioner

Vacant
Tax Administrator

2012 ABSTRACT OF RATABLES FOR THE COUNTY OF HUNTERDON

TAXING DISTRICTS	1		2	3	4	5	6
	TAXABLE VALUE						
	(A)	(B)					
LAND	IMPROVEMENTS (INCLUDES PARTIAL EXEMPTIONS & ABATEMENTS)	TAXABLE VALUE OF LAND AND IMPROVEMENTS (COL 1A+1B)	TOTAL TAXABLE VALUE OF PARTIAL EXEMPTIONS & ABATEMENTS (ASSESSED VAL.)	NET TAXABLE VALUE OF LAND & IMPROVEMENTS (COL 2-3)	TAXABLE VALUE COMMUNICATION EQUIPMENT	NET TAXABLE VALUE (COL 4+5)	
01:ALEXANDRIA TWP	311,984,951	514,301,988	826,286,939	0	826,286,939	2,293,602	828,580,541
02:BETHLEHEM TWP	175,781,328	351,422,300	527,203,628	0	527,203,628	888,986	528,092,614
03:BLOOMSBURY BORO	42,863,800	66,409,900	109,273,700	0	109,273,700	173,524	109,447,224
04:CALIFON BORO	56,763,408	89,809,800	146,573,208	0	146,573,208	744,317	147,317,525
05:TOWN OF CLINTON	133,546,560	276,362,500	409,909,060	0	409,909,060	1,207,689	411,116,749
06:CLINTON TWP	683,229,300	1,522,116,400	2,205,345,700	0	2,205,345,700	7,336,516	2,212,682,216
07:DELAWARE TWP	357,468,820	552,744,800	910,213,620	0	910,213,620	1,449,513	911,663,133
08:EAST AMWELL TWP	353,517,300	434,096,661	787,613,961	0	787,613,961	1,837,274	789,451,235
09:FLEMINGTON BORO	183,566,200	272,020,480	455,586,680	7,930,400	447,656,280	2,709,007	450,365,287
10:FRANKLIN TWP	226,721,204	312,886,500	539,607,704	0	539,607,704	2,520,284	542,127,988
11:FRENCHTOWN BORO	64,843,500	84,060,950	148,904,450	0	148,904,450	592,657	149,497,107
12:GLEN GARDNER BORO	39,701,490	99,457,300	139,158,790	0	139,158,790	289,166	139,447,956
13:HAMPTON BORO	39,485,500	83,213,535	122,699,035	0	122,699,035	554,908	123,253,943
14:HIGH BRIDGE BORO	171,360,354	200,669,700	372,030,054	154,600	371,875,454	921,445	372,796,899
15:HOLLAND TWP	265,011,300	500,168,300	765,179,600	0	765,179,600	1,948,801	767,128,401
16:KINGWOOD TWP	258,607,800	345,986,000	604,593,800	0	604,593,800	1,663,096	606,256,896
17:LAMBERTVILLE CITY	361,906,362	357,039,400	718,945,762	0	718,945,762	1,490,108	720,435,870
18:LEBANON BORO	90,363,359	181,202,600	271,565,959	0	271,565,959	780,720	272,346,679
19:LEBANON TWP	281,440,679	462,444,800	743,885,479	0	743,885,479	1,326,945	745,212,424
20:MILFORD BORO	46,123,000	71,262,870	117,385,870	0	117,385,870	241,622	117,627,492
21:RARITAN TWP	1,728,499,140	2,225,455,396	3,953,954,536	0	3,953,954,536	8,313,709	3,962,268,245
22:READINGTON TWP	1,002,604,792	1,677,812,300	2,680,417,092	0	2,680,417,092	4,845,327	2,685,262,419
23:STOCKTON BORO	55,512,700	38,389,100	93,901,800	0	93,901,800	124,161	94,025,961
24:TEWKSBURY TWP	585,875,355	765,357,810	1,351,233,165	0	1,351,233,165	2,067,188	1,353,300,353
25:UNION TWP	206,868,694	472,525,350	679,394,044	0	679,394,044	6,624,752	686,018,796
26:WEST AMWELL TWP	147,923,700	315,312,499	463,236,199	0	463,236,199	769,481	464,005,680
HUNTERDON	7,871,570,596	12,272,529,239	20,144,099,835	8,085,000	20,136,014,835	53,714,798	20,189,729,633

2012 ABSTRACT OF RATABLES FOR THE COUNTY OF HUNTERDON

TAXING DISTRICTS	7	8	9		10		NET VALUATION FOR COUNTY TAX APPORTIONMENT (COL 6-9A+9B -10A+10B)
	GENERAL TAX RATE PER \$100	COUNTY EQUALIZATION RATIO	TRUE VALUE		EQUALIZATION		
			(A) UEZ ABATEMENT EXPIRED	(B) CLASS II RAILROADS	(A) AMOUNTS DEDUCTED	(B) AMOUNTS ADDED	
01:ALEXANDRIA TWP	2.079	103.29%	0	0	23,985,571		804,594,970
02:BETHLEHEM TWP	2.822	88.54%	0	0		69,539,111	597,631,725
03:BLOOMSBURY BORO	2.201	99.20%	0	0		1,535,316	110,982,540
04:CALIFON BORO	2.842	100.22%	0	0		179,822	147,497,347
05:TOWN OF CLINTON	2.543	105.23%	0	0	18,740,916		392,375,833
06:CLINTON TWP	2.331	103.21%	0	0	64,057,673		2,148,624,543
07:DELAWARE TWP	2.096	95.17%	0	0		49,974,501	961,637,634
08:EAST AMWELL TWP	1.885	100.53%	0	0	961,760		788,489,475
09:FLEMINGTON BORO	2.720	95.06%	0	0		27,730,891	478,096,178
10:FRANKLIN TWP	2.361	93.75%	0	0		38,454,709	580,582,697
11:FRENCHTOWN BORO	2.743	89.71%	0	0		19,065,579	168,562,686
12:GLEN GARDNER BORO	2.818	81.11%	0	0		32,693,568	172,141,524
13:HAMPTON BORO	3.015	94.09%	0	0		7,983,903	131,237,846
14:HIGH BRIDGE BORO	3.168	96.88%	0	0		14,873,108	387,670,007
15:HOLLAND TWP	1.944	102.83%	0	0	18,406,252		748,722,149
16:KINGWOOD TWP	2.076	94.84%	0	0		35,766,743	642,023,639
17:LAMBERTVILLE CITY	1.778	98.29%	0	0		16,985,437	737,421,307
18:LEBANON BORO	2.050	95.57%	0	0		13,189,573	285,536,252
19:LEBANON TWP	2.596	79.88%	0	0		189,722,316	934,934,740
20:MILFORD BORO	3.076	91.26%	0	0		18,617,614	136,245,106
21:RARITAN TWP	2.287	95.79%	0	0		188,741,688	4,151,009,933
22:READINGTON TWP	2.668	83.71%	0	0		526,810,852	3,212,073,271
23:STOCKTON BORO	2.075	101.50%	0	0	1,099,306		92,926,655
24:TEWKSBURY TWP	2.254	78.67%	0	0		371,374,421	1,724,674,774
25:UNION TWP	2.666	80.60%	0	0		165,821,317	851,840,113
26:WEST AMWELL TWP	2.367	84.65%	0	0		85,565,783	549,571,463
HUNTERDON		%	0	0	127,251,478	1,874,626,252	21,937,104,407

2012 ABSTRACT OF RATABLES FOR THE COUNTY OF HUNTERDON

SECTION 12 - A

TAXING DISTRICT	(i)	(ii)				(iii)	(iv)	(v)
	TOTAL COUNTY TAXES APPORTIONED	ADJUSTMENTS RESULTING FROM:				NET COUNTY TAXES APPORTIONED	MUNICIPAL BUDGET STATE AID	NET COUNTY TAXES APPORTIONED LESS STATE AID (COL.12 AIII-12AIV-COUNTY BPP ADJUSTMENT)
		(A) EQUAL TABLE APPEALS		(B) APPEALS & CORRECTIONS				
		DEDUCT OVERPAY	ADD UNDERPAY	DEDUCT OVERPAY	ADD UNDERPAY			
01:ALEXANDRIA TWP	2,356,420.19	.00	.00	6,145.37	.00	2,350,274.82	.00	2,350,274.82
02:BETHLEHEM TWP	1,750,286.18	.00	.00	6,484.55	.00	1,743,801.63	.00	1,743,801.63
03:BLOOMSBURY BORO	325,034.96	.00	.00	352.26	.00	324,682.70	.00	324,682.70
04:CALIFON BORO	431,976.01	.00	.00	360.00	.00	431,616.01	.00	431,616.01
05:TOWN OF CLINTON	1,149,152.51	.00	.00	13,193.52	.00	1,135,958.99	.00	1,135,958.99
06:CLINTON TWP	6,292,684.43	.00	.00	10,678.81	.00	6,282,005.62	.00	6,282,005.62
07:DELAWARE TWP	2,816,351.60	.00	.00	1,533.86	.00	2,814,817.74	.00	2,814,817.74
08:EAST AMWELL TWP	2,309,251.96	.00	.00	1,958.46	.00	2,307,293.50	.00	2,307,293.50
09:FLEMINGTON BORO	1,400,202.00	.00	.00	1,708.94	.00	1,398,493.06	.00	1,398,493.06
10:FRANKLIN TWP	1,700,354.63	.00	.00	1,185.10	.00	1,699,169.53	.00	1,699,169.53
11:FRENCHTOWN BORO	493,670.15	.00	.00	163.04	.00	493,507.11	.00	493,507.11
12:GLEN GARDNER BORO	504,151.50	.00	.00	.00	.00	504,151.50	.00	504,151.50
13:HAMPTON BORO	384,356.75	.00	.00	.00	.00	384,356.75	.00	384,356.75
14:HIGH BRIDGE BORO	1,135,370.55	.00	.00	4,860.89	.00	1,130,509.66	.00	1,130,509.66
15:HOLLAND TWP	2,192,785.25	.00	.00	3,458.28	.00	2,189,326.97	.00	2,189,326.97
16:KINGWOOD TWP	1,880,296.94	.00	.00	1,298.18	.00	1,878,998.76	.00	1,878,998.76
17:LAMBERTVILLE CITY	2,159,688.44	.00	.00	200.53	.00	2,159,487.91	.00	2,159,487.91
18:LEBANON BORO	836,251.05	.00	.00	9,369.65	.00	826,881.40	.00	826,881.40
19:LEBANON TWP	2,738,146.74	.00	.00	2,352.59	.00	2,735,794.15	.00	2,735,794.15
20:MILFORD BORO	399,021.53	.00	.00	602.45	.00	398,419.08	.00	398,419.08
21:RARITAN TWP	12,157,077.73	.00	.00	.00	6,048.54	12,163,126.27	.00	12,163,126.27
22:READINGTON TWP	9,407,210.55	.00	.00	6,501.45	.00	9,400,709.10	.00	9,400,709.10
23:STOCKTON BORO	272,154.63	.00	.00	142.56	.00	272,012.07	.00	272,012.07
24:TEWKSBURY TWP	5,051,061.22	.00	.00	15,891.19	.00	5,035,170.03	.00	5,035,170.03
25:UNION TWP	2,494,787.21	.00	.00	2,685.17	.00	2,492,102.04	.00	2,492,102.04
26:WEST AMWELL TWP	1,609,532.58	.00	.00	7,198.98	.00	1,602,333.60	.00	1,602,333.60
HUNTERDON	64,247,277.29	.00	.00	98,325.83	6,048.54	64,155,000.00	.00	64,155,000.00

2012 ABSTRACT OF RATABLES FOR THE COUNTY OF HUNTERDON

TAXING DISTRICTS	SECTION 12 - B			SECTION 12 - C		
	(A)	(B)	(C)	LOCAL TAXES TO BE RAISED FOR:		
	COUNTY LIBRARY TAXES APPORTIONED	COUNTY HEALTH SERVICE TAXES APPORTIONED	COUNTY OPEN SPACE TAXES APPORTIONED	(I) DISTRICT SCHOOL PURPOSES		
				(A) DISTRICT SCHOOL (adjusted for BPP)	(B) REG., CONSOL. & JOINT SCHOOL (adjusted for BPP)	(C) LOCAL SCHOOL (adjusted for BPP)
01:ALEXANDRIA TWP	234,878.97	.00	241,086.45	7,944,964.00	4,726,575.26	.00
02:BETHLEHEM TWP	174,297.84	.00	178,867.68	7,368,104.00	3,470,891.61	.00
03:BLOOMSBURY BORO	32,440.43	.00	33,306.96	1,526,774.00	.00	.00
04:CALIFON BORO	43,121.88	.00	44,275.37	2,112,219.50	861,863.28	.00
05:TOWN OF CLINTON	113,685.55	.00	116,483.76	4,933,546.00	2,189,587.54	.00
06:CLINTON TWP	627,703.77	.00	644,382.76	24,451,895.00	13,760,939.76	.00
07:DELAWARE TWP	281,213.24	.00	288,751.34	7,732,399.00	5,132,132.70	.00
08:EAST AMWELL TWP	230,516.86	.00	236,688.94	6,668,547.00	3,934,414.90	.00
09:FLEMINGTON BORO	.00	.00	143,456.75	5,403,011.89	2,213,160.56	.00
10:FRANKLIN TWP	169,758.57	.00	174,303.89	5,616,369.25	3,436,045.08	.00
11:FRENCHTOWN BORO	49,302.18	.00	50,625.27	1,812,078.00	713,972.34	.00
12:GLEN GARDNER BORO	50,363.31	.00	51,717.96	1,662,388.66	955,804.92	.00
13:HAMPTON BORO	38,396.15	.00	39,428.91	1,889,463.00	806,944.76	.00
14:HIGH BRIDGE BORO	113,000.99	.00	115,958.54	5,391,565.00	2,009,596.94	.00
15:HOLLAND TWP	218,758.35	.00	224,581.00	8,298,760.00	3,979,402.09	.00
16:KINGWOOD TWP	187,724.71	.00	192,752.25	5,496,052.00	3,459,339.28	.00
17:LAMBERTVILLE CITY	.00	.00	221,528.58	3,217,609.00	4,676,688.41	.00
18:LEBANON BORO	82,757.46	.00	84,825.66	2,268,599.00	1,549,244.25	.00
19:LEBANON TWP	273,330.32	.00	280,641.14	10,037,176.00	5,198,112.15	.00
20:MILFORD BORO	.00	.00	40,869.37	1,768,703.00	603,348.03	.00
21:RARITAN TWP	1,214,986.55	.00	1,247,775.17	42,119,039.12	21,935,563.62	.00
22:READINGTON TWP	939,202.17	.00	964,338.40	29,204,708.69	18,668,932.02	.00
23:STOCKTON BORO	27,175.10	.00	27,903.40	664,284.00	628,494.89	.00
24:TEWKSBURY TWP	503,230.67	.00	516,463.81	11,702,219.00	7,390,120.67	.00
25:UNION TWP	248,992.16	.00	255,645.16	8,675,787.00	5,069,414.71	.00
26:WEST AMWELL TWP	160,162.77	.00	164,341.48	3,791,804.00	3,780,602.20	.00
HUNTERDON	6,015,000.00	.00	6,581,000.00	211,758,065.11	121,151,191.97	.00

2012 ABSTRACT OF RATABLES FOR THE COUNTY OF HUNTERDON

TAXING DISTRICTS	SECTION 12 - C			SECTION 12 - D
	LOCAL TAXES TO BE RAISED FOR:			TOTAL LEVY ON WHICH TAX RATE IS COMPUTED
	(ii) LOCAL MUNICIPAL PURPOSES			
	(A) MUNICIPAL BUDGET (adjusted for BPP)	(B) MUNICIPAL OPEN SPACE BUDGET	(C) MUNICIPAL LIBRARY BUDGET	
01:ALEXANDRIA TWP	1,392,413.84	331,432.22	.00	17,221,625.56
02:BETHLEHEM TWP	1,702,600.00	264,046.31	.00	14,902,609.07
03:BLOOMSBURY BORO	491,480.00	.00	.00	2,408,684.09
04:CALIFON BORO	663,087.00	29,464.00	.00	4,185,647.04
05:TOWN OF CLINTON	1,962,468.00	.00	.00	10,451,729.84
06:CLINTON TWP	5,289,899.24	504,686.32	.00	51,561,512.47
07:DELAWARE TWP	2,310,000.00	547,000.00	.00	19,106,314.02
08:EAST AMWELL TWP	1,185,385.00	315,780.00	.00	14,878,626.20
09:FLEMINGTON BORO	2,932,376.99	.00	157,627.01	12,248,126.26
10:FRANKLIN TWP	1,429,914.66	270,993.24	.00	12,796,554.22
11:FRENCHTOWN BORO	980,337.33	.00	.00	4,099,822.23
12:GLEN GARDNER BORO	704,000.00	.00	.00	3,928,426.35
13:HAMPTON BORO	557,263.10	.00	.00	3,715,852.67
14:HIGH BRIDGE BORO	3,048,735.07	.00	.00	11,809,366.20
15:HOLLAND TWP	.00	.00	.00	14,910,828.41
16:KINGWOOD TWP	1,184,954.00	181,900.00	.00	12,581,721.00
17:LAMBERTVILLE CITY	2,211,141.26	72,062.00	244,321.53	12,802,838.69
18:LEBANON BORO	770,000.00	.00	.00	5,582,307.77
19:LEBANON TWP	740,622.00	74,995.00	.00	19,340,670.76
20:MILFORD BORO	763,743.00	.00	42,838.00	3,617,920.48
21:RARITAN TWP	11,329,909.00	594,340.00	.00	90,604,739.73
22:READINGTON TWP	11,923,000.00	537,088.48	.00	71,637,978.86
23:STOCKTON BORO	330,657.72	.00	.00	1,950,527.18
24:TEWKSBURY TWP	4,670,060.00	676,650.00	.00	30,493,914.18
25:UNION TWP	1,408,378.14	137,203.76	.00	18,287,522.97
26:WEST AMWELL TWP	1,202,562.13	278,403.00	.00	10,980,209.18
HUNTERDON	61,184,987.48	4,816,044.33	444,786.54	476,106,075.43

2012 ABSTRACT OF RATABLES FOR THE COUNTY OF HUNTERDON

TAXING DISTRICTS	SECTION 13						
	REAL PROPERTY EXEMPT FROM TAXATION						
	(A) PUBLIC SCHOOL	(B) OTHER SCHOOL	(C) PUBLIC PROPERTY	(D) CHURCH AND CHARITABLE	(E) CEMETERIES AND GRAVEYARDS	(F) OTHER EXEMPTS	(G) TOTAL AMOUNT OF EXEMPTS (13A+B+C+D+E+F)
01:ALEXANDRIA TWP	45,617,200	0	12,121,700	9,684,500	338,400	3,117,300	70,879,100
02:BETHLEHEM TWP	4,233,197	0	19,024,629	491,500	693,100	4,027,800	28,470,226
03:BLOOMSBURY BORO	3,184,400	0	2,788,500	4,217,400	0	1,709,100	11,899,400
04:CALIFON BORO	3,021,600	0	1,776,200	3,949,900	290,800	3,182,300	12,220,800
05:TOWN OF CLINTON	3,110,100	0	14,046,900	4,390,700	311,300	7,280,600	29,139,600
06:CLINTON TWP	71,471,322	0	195,010,896	21,751,385	713,900	20,120,400	309,067,903
07:DELAWARE TWP	3,996,300	0	22,569,300	4,066,100	1,615,800	13,652,800	45,900,300
08:EAST AMWELL TWP	6,217,972	0	11,782,612	4,171,900	1,035,700	17,387,700	40,595,884
09:FLEMINGTON BORO	6,011,900	0	36,621,500	13,796,600	1,683,500	5,787,700	63,901,200
10:FRANKLIN TWP	4,759,300	0	14,520,900	10,944,600	450,300	3,398,000	34,073,100
11:FRENCHTOWN BORO	2,832,500	0	5,706,500	3,141,400	360,400	1,198,400	13,239,200
12:GLEN GARDNER BORO	0	0	2,419,642	554,200	124,500	2,591,100	5,689,442
13:HAMPTON BORO	3,066,800	0	2,208,300	1,425,400	328,300	3,582,500	10,611,300
14:HIGH BRIDGE BORO	6,181,500	0	23,413,900	4,056,000	0	468,100	34,119,500
15:HOLLAND TWP	8,428,500	0	24,448,700	5,893,000	0	2,400,200	41,170,400
16:KINGWOOD TWP	3,978,650	0	11,547,700	5,733,300	296,600	10,165,900	31,722,150
17:LAMBERTVILLE CITY	2,310,900	2,085,500	13,247,200	13,656,850	862,300	20,946,500	53,109,250
18:LEBANON BORO	3,975,150	0	4,620,300	4,554,117	605,900	1,242,500	14,997,967
19:LEBANON TWP	26,466,900	0	139,977,000	6,509,800	43,900	5,733,200	178,730,800
20:MILFORD BORO	883,800	0	4,426,200	3,241,700	344,100	1,696,600	10,592,400
21:RARITAN TWP	111,505,654	0	79,052,245	80,424,763	550,600	43,168,326	314,701,588
22:READINGTON TWP	22,069,805	0	83,618,852	14,726,325	1,593,700	20,898,100	142,906,782
23:STOCKTON BORO	479,800	0	8,158,700	2,145,000	13,000	608,100	11,404,600
24:TEWKSBURY TWP	19,294,394	0	30,705,600	5,375,900	1,262,500	8,729,800	65,368,194
25:UNION TWP	17,902,000	0	238,684,000	2,716,200	242,500	3,224,800	262,769,500
26:WEST AMWELL TWP	14,423,700	0	22,432,400	3,617,400	129,400	3,180,200	43,783,100
HUNTERDON	395,423,344	2,085,500	1,024,930,376	235,235,940	13,890,500	209,498,026	1,881,063,686

2012 ABSTRACT OF RATABLES FOR THE COUNTY OF HUNTERDON

TAXING DISTRICTS	SECTION 14				SECTION 15	
	AMOUNT OF MISCELLANEOUS REVENUES TO SUPPORT LOCAL BUDGET				DEDUCTIONS ALLOWED	
	(A) SURPLUS REVENUE	(B) MISCELLANEOUS REVENUES ANTICIPATED	(C) RECEIPTS FROM DELINQUENT TAX	(D) TOTAL OF MISCELLANEOUS REVENUES (COL. 14A+B+C)	(A) SENIOR CITIZEN, DISABLED AND SURVIVING SPOUSE	(B) VETERANS AND WIDOWS
01:ALEXANDRIA TWP	326,890.00	595,820.04	250,000.00	1,172,710.04	4,500.00	33,000.00
02:BETHLEHEM TWP	140,000.00	429,549.10	293,088.85	862,637.95	5,500.00	32,250.00
03:BLOOMSBURY BORO	158,995.00	175,653.00	61,000.00	395,648.00	500.00	7,500.00
04:CALIFON BORO	110,000.00	143,251.00	46,000.00	299,251.00	2,000.00	7,500.00
05:TOWN OF CLINTON	100,000.00	1,083,979.91	470,000.00	1,653,979.91	1,000.00	17,250.00
06:CLINTON TWP	3,050,000.00	2,611,151.81	668,560.00	6,329,711.81	5,750.00	86,250.00
07:DELAWARE TWP	414,000.00	649,952.58	340,504.50	1,404,457.08	6,500.00	43,500.00
08:EAST AMWELL TWP	161,000.00	822,647.00	263,000.00	1,246,647.00	4,750.00	39,750.00
09:FLEMINGTON BORO	350,000.00	1,196,319.62	297,400.00	1,843,719.62	4,250.00	19,000.00
10:FRANKLIN TWP	488,300.00	1,050,741.00	120,000.00	1,659,041.00	2,500.00	24,250.00
11:FRENCHTOWN BORO	147,802.00	285,258.08	260,000.00	693,060.08	2,250.00	9,500.00
12:GLEN GARDNER BORO	177,400.00	311,779.77	61,966.28	551,146.05	1,250.00	7,000.00
13:HAMPTON BORO	238,500.00	171,645.59	104,000.00	514,145.59	1,000.00	8,500.00
14:HIGH BRIDGE BORO	582,000.00	2,346,203.42	175,000.00	3,103,203.42	5,500.00	22,500.00
15:HOLLAND TWP	1,884,833.50	3,171,549.23	250,000.00	5,306,382.73	10,500.00	63,000.00
16:KINGWOOD TWP	641,000.00	613,509.07	421,545.50	1,676,054.57	7,250.00	29,250.00
17:LAMBERTVILLE CITY	225,000.00	1,916,830.15	225,000.00	2,366,830.15	9,500.00	25,000.00
18:LEBANON BORO	455,000.00	537,493.08	53,124.25	1,045,617.33	3,250.00	14,250.00
19:LEBANON TWP	999,838.00	2,983,147.00	275,000.00	4,257,985.00	8,250.00	47,250.00
20:MILFORD BORO	126,350.00	513,435.00	115,000.00	754,785.00	4,000.00	11,750.00
21:RARITAN TWP	400,000.00	4,077,439.92	1,125,000.00	5,602,439.92	20,000.00	135,000.00
22:READINGTON TWP	1,359,175.00	3,567,173.00	864,000.00	5,790,348.00	22,750.00	140,500.00
23:STOCKTON BORO	124,084.67	123,174.94	25,000.00	272,259.61	250.00	6,750.00
24:TEWKSBURY TWP	2,368,000.00	1,958,948.00	300,000.00	4,626,948.00	2,000.00	40,500.00
25:UNION TWP	425,000.00	1,332,153.00	290,000.00	2,047,153.00	3,250.00	29,500.00
26:WEST AMWELL TWP	96,000.00	1,784,638.87	170,000.00	2,050,638.87	6,000.00	28,000.00
HUNTERDON	15,549,168.17	34,453,443.18	7,524,189.38	57,526,800.73	144,250.00	928,500.00

2012 ABSTRACT OF RATABLES FOR THE COUNTY OF HUNTERDON

ADDENDUM TO ABSTRACT OF RATABLES -- ASSESSED VALUE OF PARTIAL EXEMPTIONS & ABATEMENTS (CONTINUED)

TAXING DISTRICTS	(10)	(11)	(12)	(13)	(14)	(15)	(16)	(17)
	DWELLING ABATEMENT	DWELLING EXEMPTION	NEW DWELLING CONVERSION ABATEMENT	NEW DWELLING CONVERSION EXEMPTION	MULTI-DWELLING EXEMPTION	MULTI-DWELLING ABATEMENT	COMMERCIAL/ INDUSTRIAL EXEMPTION	TOTAL VALUE
01:ALEXANDRIA TWP	0	0	0	0	0	0	0	0
02:BETHLEHEM TWP	0	0	0	0	0	0	0	0
03:BLOOMSBURY BORO	0	0	0	0	0	0	0	0
04:CALIFON BORO	0	0	0	0	0	0	0	0
05:TOWN OF CLINTON	0	0	0	0	0	0	0	0
06:CLINTON TWP	0	0	0	0	0	0	0	0
07:DELAWARE TWP	0	0	0	0	0	0	0	0
08:EAST AMWELL TWP	0	0	0	0	0	0	0	0
09:FLEMINGTON BORO	383,700	0	0	0	0	0	7,546,700	7,930,400
10:FRANKLIN TWP	0	0	0	0	0	0	0	0
11:FRENCHTOWN BORO	0	0	0	0	0	0	0	0
12:GLEN GARDNER BORO	0	0	0	0	0	0	0	0
13:HAMPTON BORO	0	0	0	0	0	0	0	0
14:HIGH BRIDGE BORO	154,600	0	0	0	0	0	0	154,600
15:HOLLAND TWP	0	0	0	0	0	0	0	0
16:KINGWOOD TWP	0	0	0	0	0	0	0	0
17:LAMBERTVILLE CITY	0	0	0	0	0	0	0	0
18:LEBANON BORO	0	0	0	0	0	0	0	0
19:LEBANON TWP	0	0	0	0	0	0	0	0
20:MILFORD BORO	0	0	0	0	0	0	0	0
21:RARITAN TWP	0	0	0	0	0	0	0	0
22:READINGTON TWP	0	0	0	0	0	0	0	0
23:STOCKTON BORO	0	0	0	0	0	0	0	0
24:TEWKSBURY TWP	0	0	0	0	0	0	0	0
25:UNION TWP	0	0	0	0	0	0	0	0
26:WEST AMWELL TWP	0	0	0	0	0	0	0	0
HUNTERDON	538,300	0	0	0	0	0	7,546,700	8,085,000

2012 ABSTRACT OF RATABLES FOR THE COUNTY OF HUNTERDON

TAXING DISTRICTS	ADDENDUM -- EQUALIZED VALUE BASED ON IN LIEU OF TAXES (COL.10B)				
	(1) C.12 PL 1977 IN LIEU OF TAX	(2) NJ HOUSING FINANCE AGENCY	(3) URBAN RENEWAL	(4) OTHER	(5) TOTAL
01:ALEXANDRIA TWP	0	0	0	0	0
02:BETHLEHEM TWP	0	0	0	0	0
03:BLOOMSBURY BORO	0	0	0	0	0
04:CALIFON BORO	0	0	0	0	0
05:TOWN OF CLINTON	0	0	0	0	0
06:CLINTON TWP	0	0	0	0	0
07:DELAWARE TWP	0	0	0	0	0
08:EAST AMWELL TWP	0	0	0	0	0
09:FLEMINGTON BORO	0	0	0	0	0
10:FRANKLIN TWP	0	0	0	0	0
11:FRENCHTOWN BORO	0	0	0	0	0
12:GLEN GARDNER BORO	0	0	0	0	0
13:HAMPTON BORO	0	0	0	0	0
14:HIGH BRIDGE BORO	0	0	0	0	0
15:HOLLAND TWP	0	0	0	0	0
16:KINGWOOD TWP	0	0	0	0	0
17:LAMBERTVILLE CITY	0	0	0	0	0
18:LEBANON BORO	0	0	0	0	0
19:LEBANON TWP	0	0	0	0	0
20:MILFORD BORO	0	0	0	0	0
21:RARITAN TWP	0	0	0	0	0
22:READINGTON TWP	0	0	0	0	0
23:STOCKTON BORO	0	0	0	0	0
24:TEWKSBURY TWP	0	0	0	0	0
25:UNION TWP	0	0	0	0	0
26:WEST AMWELL TWP	0	0	0	0	0
HUNTERDON	0	0	0	0	0

2012 ABSTRACT OF RATABLES FOR THE COUNTY OF HUNTERDON

TAXING DISTRICTS	BREAKDOWN OF GENERAL TAX RATE											
	COUNTY TAX	LIBRARY TAX	HEALTH SERVICE TAX	COUNTY OPEN SPACE TAX	DISTRICT SCHOOL TAX	REGIONAL SCHOOL TAX	LOCAL SCHOOL TAX	MUNICIPAL PURPOSE TAX	MUNICIPAL OPEN SPACE TAX	MUNICIPAL LIBRARY TAX	GENERAL TAX RATE	EFFECTIVE TAX RATE
01:ALEXANDRIA TWP	.284	.029	.000	.030	.958	.570	.000	.168	.040	.000	2.079	2.140
02:BETHLEHEM TWP	.331	.034	.000	.033	1.395	.657	.000	.322	.050	.000	2.822	2.494
03:BLOOMSBURY BORO	.297	.030	.000	.031	1.394	.000	.000	.449	.000	.000	2.201	2.170
04:CALIFON BORO	.293	.030	.000	.031	1.433	.585	.000	.450	.020	.000	2.842	2.838
05:TOWN OF CLINTON	.277	.028	.000	.029	1.200	.532	.000	.477	.000	.000	2.543	2.664
06:CLINTON TWP	.284	.029	.000	.030	1.106	.621	.000	.239	.022	.000	2.331	2.400
07:DELAWARE TWP	.309	.031	.000	.032	.849	.562	.000	.253	.060	.000	2.096	1.987
08:EAST AMWELL TWP	.293	.030	.000	.030	.845	.498	.000	.150	.039	.000	1.885	1.887
09:FLEMINGTON BORO	.311	.000	.000	.032	1.200	.492	.000	.651	.000	.034	2.720	2.562
10:FRANKLIN TWP	.314	.032	.000	.033	1.036	.634	.000	.263	.049	.000	2.361	2.204
11:FRENCHTOWN BORO	.331	.033	.000	.034	1.213	.477	.000	.655	.000	.000	2.743	2.432
12:GLEN GARDNER BORO	.362	.037	.000	.038	1.192	.685	.000	.504	.000	.000	2.818	2.282
13:HAMPTON BORO	.312	.032	.000	.032	1.533	.654	.000	.452	.000	.000	3.015	2.831
14:HIGH BRIDGE BORO	.304	.031	.000	.031	1.446	.539	.000	.817	.000	.000	3.168	3.046
15:HOLLAND TWP	.286	.029	.000	.030	1.081	.518	.000	.000	.000	.000	1.944	1.992
16:KINGWOOD TWP	.310	.031	.000	.032	.907	.571	.000	.195	.030	.000	2.076	1.960
17:LAMBERTVILLE CITY	.300	.000	.000	.031	.447	.650	.000	.307	.010	.033	1.778	1.736
18:LEBANON BORO	.304	.031	.000	.032	.833	.568	.000	.282	.000	.000	2.050	1.955
19:LEBANON TWP	.368	.037	.000	.038	1.347	.697	.000	.099	.010	.000	2.596	2.069
20:MILFORD BORO	.339	.000	.000	.035	1.504	.513	.000	.649	.000	.036	3.076	2.655
21:RARITAN TWP	.307	.031	.000	.032	1.064	.554	.000	.285	.014	.000	2.287	2.183
22:READINGTON TWP	.351	.035	.000	.036	1.087	.695	.000	.444	.020	.000	2.668	2.230
23:STOCKTON BORO	.290	.029	.000	.030	.707	.668	.000	.351	.000	.000	2.075	2.099
24:TEWKSBURY TWP	.373	.038	.000	.039	.864	.546	.000	.345	.049	.000	2.254	1.768
25:UNION TWP	.364	.037	.000	.038	1.264	.738	.000	.205	.020	.000	2.666	2.147
26:WEST AMWELL TWP	.346	.035	.000	.036	.818	.814	.000	.259	.059	.000	2.367	1.998

2012 ABSTRACT OF RATABLES FOR THE COUNTY OF HUNTERDON

TAXING DISTRICT	SPECIAL TAXING DISTRICTS				
	SPECIAL TAXING DISTRICT	NUMBER OF RATABLES	RATABLE VALUE	BUDGET	SPECIAL DISTRICT RATE
08: EAST AMWELL TWP	FIRE DISTRICT: F01	2,121	789,451,235	214,547.00	.028
10: FRANKLIN TWP	FIRE DISTRICT: F01	1,612	542,127,988	298,200.00	.056
17: LAMBERTVILLE CITY	FIRE DISTRICT: F01	2,044	718,945,762	503,375.00	.071

REGIONAL HIGH SCHOOLS CERTIFIED TAX LEVY FOR 2012-2013 AND TAX LEVY RAISED FOR 2012

<u>North Hunterdon/Voorhees Regional High School</u>	Levy in 2012 Rates	\$	46,698,565
<u>Delaware Valley Regional High School</u>	Levy in 2012 Rates	\$	13,482,637
<u>Hunterdon Central Regional High School</u>	Levy in 2012 Rates	\$	51,884,203
<u>South Hunterdon Regional High School</u>	Levy in 2012 Rates	\$	9,085,785


Special Taxing Districts

	<u>Assessed Valuation</u>	<u>Total Levy</u>	<u>Tax Rate</u>
Lambertville City Fire District No. 1	\$ 718,945,762	\$ 503,375	.071
East Amwell Township Fire District No. 1	\$ 789,451,235	\$ 214,547	.028
Franklin Township Fire District No. 1	\$ 542,127,988	\$ 298,200	.056


2012 ABSTRACT OF RATABLES FOR THE COUNTY OF HUNTERDON

Total Amount of Miscellaneous Revenues (included Surplus Revenues Appropriated) for the Support of the County Budget	11,988,053.00
Rate per \$100 to be applied to Column 11 for apportionment of County Taxes29287036
Net County Taxes Apportioned (Column 12 A iii)	64,155,000.00
* Adjustments (Net Total (Column 12 A i))	92,277.29
* Net Overpayments are added to the Net Taxes Apportioned Net Underpayments are deducted from the Net Taxes Apportioned	
Rate per \$100 to be applied to Column 11 for apportionment of Library Taxes02925692
Rate per \$100 to be applied to Column 11 for apportionment of Health Taxes00000000
Rate per \$100 to be applied to Column 11 for apportionment of Open Space Taxes03004386
County Percentage Level of Taxable Value of Real Property is 100%	


HUNTERDON COUNTY BOARD OF TAXATION




Anthony A. Dahzo, President




Edmund C. Watkinson, Vice President




Michael J. Pierce, Commissioner




Timothy J. Korzun, Commissioner



William T. Meglaughlin, Commissioner

ATTEST: 
Tax Administrator

I hereby certify this to be a true copy of the Abstract of Ratables and Exemptions for the County of HUNTERDON, State of New Jersey for the year 2012 as filed with me by the HUNTERDON County Board of Taxation



Margaret Pasqua
County Treasurer

HUNTERDON COUNTY TAX ASSESSORS

01. Alexandria Township.....	Eloise Hagaman.....	782 Frenchtown Road, Milford NJ 08848.....	908-479-6657
02. Bethlehem Township.....	Eloise Hagaman.....	405 Mine Road, Asbury NJ 08802.....	908-479-6657
03. Bloomsbury Borough.....	Eloise Hagaman.....	91 Brunswick Ave, Bloomsbury NJ 08804.....	908-479-6657
04. Califon Borough.....	Eloise Hagaman.....	PO Box 368, Califon NJ 07830.....	908-479-6657
05. Clinton Town.....	Fran Kuczynski.....	PO Box 5194, Clinton NJ 08809.....	908-735-8616
06. Clinton Township.....	Jeff Ward.....	1225 Route 31 South, Lebanon NJ 08833.....	908-735-5242
07. Delaware Township.....	Michelle Trivigno.....	PO Box 500, Sergeantsville NJ 08557.....	609-397-3240
08. East Amwell Township.....	Marianne Busher.....	1070 Route 202, Ringoes NJ 08551.....	908-782-8520
09. Flemington Borough.....	Edward Kerwin.....	38 Park Ave., Flemington NJ 08822.....	908-782-8840
10. Franklin Township.....	Mary Mastro.....	202 Sidney Road, Pittstown NJ 08867.....	908-735-5215
11. Frenchtown Borough.....	David Gill.....	Boro Hall 29 Second St., Frenchtown NJ 08825..	609-466-1878
12. Glen Gardner Borough.....	Robert Vance.....	PO Box 307, Glen Gardner NJ 08826.....	908-526-1226
13. Hampton Borough.....	Robert Vance.....	PO Box 418, Hampton NJ 08827.....	908-526-1226
14. High Bridge Borough.....	Pat Spychala.....	71 Main Street, High Bridge NJ 08829.....	908-638-4090
15. Holland Township.....	Michelle Trivigno.....	61 Church Street, Milford NJ 08848.....	908-995-4830
16. Kingwood Township.....	David Gill.....	PO Box 199, Baptistown NJ 08803.....	609-466-1878
17. Lambertville City.....	Richard Carmosino....	18 York Street, Lambertville NJ 08530.....	609-397-0801
18. Lebanon Borough.....	Curtis Schick.....	6 High Street, Lebanon NJ 08833.....	908-236-2425
19. Lebanon Township.....	Mary Mastro.....	530 West Hill Road, Glen Gardner NJ 08826.....	908-638-4971
20. Milford Borough.....	David Gill.....	PO Box 507, Milford NJ 08848.....	609-466-1878
21. Raritan Township.....	Marianne Busher.....	One Municipal Drive, Flemington NJ 08822.....	908-806-6100
22. Readington Township.....	Mary Mastro.....	509 Route 523, Whitehouse Station NJ 08889.....	908-638-4971
23. Stockton Borough.....	Michelle Trivigno.....	PO Box M, Stockton NJ 08559.....	609-397-0070
24. Tewksbury Township.....	Ann Marie Obiedzinski	169 Old Turnpike Rd., Califon NJ 07830.....	908-439-0022
25. Union Township.....	Ryan Riccio.....	140 Perryville Road, Hampton NJ 08827.....	908-735-8027
26. West Amwell Township.....	David Gill.....	150 Rocktown Rd Lambertville NJ 08530.....	609-466-1878

HUNTERDON COUNTY TAX COLLECTORS

01. Alexandria Township	Susan Luthringer.....	782 Frenchtown Road, Milford NJ 08848.....	908-996-7071
02. Bethlehem Township	405 Mine Road, Asbury NJ 08802.....	908-735-4107
03. Bloomsbury Borough	Rebecca Harm	91 Brunswick Avenue NJ 08804	908-479-4200
04. Califon Borough	Bonnie Holborow.....	PO Box 277, Califon NJ 07830	908-832-7850
05. Clinton Town.....	Kathy Olsen	PO Box 5194, Clinton 08809.....	908-735-2275
06. Clinton Township	Patti Centofanti.....	1225 Route 31 South, Lebanon NJ 08833.....	908-735-2053
07. Delaware Township.....	Danene Gooding.....	PO Box 500, Sergeantsville NJ 08557	609-397-3240
08. East Amwell Township	Mary Hyland	1070 Route 202, Ringoes NJ 08551.....	908-782-8536
09. Flemington Borough.....	Rebecca Newman.....	38 Park Avenue, Flemington NJ 08822	908-782-8840
10. Franklin Township.....	Rebecca Newman.....	202 Sidney Road, Pittstown NJ 08867	908-735-6609
11. Frenchtown Borough	Diane Laudenbach	Boro Hall, 29 Second St., Frenchtown NJ 08825 ..	908-996-4524
12. Glen Gardner Borough	Diane Laudenbach	PO Box 307, Glen Gardner NJ 08826	908-537-0084
13. Hampton Borough.....	Diane Laudenbach	PO Box 407, Hampton NJ 08827.....	908-537-2329
14. High Bridge Borough	Bonnie A. Fleming.....	71 Main Street, High Bridge NJ 08829	908-638-6170
15. Holland Township	Susan Luthringer.....	61 Church Street, Milford NJ 08848	908-995-2047
16. Kingwood Township	Diane Laudenbach	P.O. Box 199, Baptistown, NJ 08803.....	908-996-3696
17. Lambertville City	Bonnie J. Eick.....	18 York Street, Lambertville NJ 08530.....	609-397-0801
18. Lebanon Borough	Kay Winzenried.....	6 High St., Lebanon NJ 08833.....	908-236-0620
19. Lebanon Township.....	Mary Hyland	530 West Hill Road, Glen Gardner NJ 08826.....	908-638-8523
20. Milford Borough	Eloise Hagaman.....	PO Box 484, Milford NJ 08848	908-995-2760
21. Raritan Township.....	Diane Giaquinto.....	One Municipal Drive, Flemington, NJ 08822	908-806-8261
22. Readington Township.....	Michael Balogh	509 Co Rte 523, Whitehouse Station NJ 08889.....	908-534-9761
23. Stockton Borough	Donna Griffiths	PO Box 400, Stockton NJ 08559.....	609-397-0070
24. Tewksbury Township.....	Kay Winzenried.....	169 Old Turnpike Rd., Califon NJ 07830	908-439-0022
25. Union Township	Sharon Brown.....	140 Perryville Road, Hampton NJ 08827	908-735-8027
26. West Amwell Township	Mary Hyland	150 Rocktown Rd Lambertville NJ 08530	609-397-2058