



2014 ABSTRACT OF RATABLES



MERCER COUNTY BOARD OF TAXATION

RICHARD J. CARABELLI MAI CTA, PRESIDENT
EDWARD A. HOFFMAN ESQ, COMMISSIONER

MARTIN M. GUHL, TAX ADMINISTRATOR
TINA M. ROONEY, ASST. TAX ADMINISTRATOR

TELEPHONE - 609-989-6704

ADDRESS - 640 S. BROAD ST., TRENTON, N. J., 08650
E-MAIL - MGUHL@MERCERCOUNTY.ORG

FAX - 609-396-4510

2014 ABSTRACT OF RATABLES FOR THE COUNTY OF MERCER

| TAXING DISTRICTS | 1 | | 2 | 3 | 4 | 5 | 6 |
|----------------------|--|---|---|---|--|--------------------------------------|----------------|
| | TAXABLE VALUE | | | | | | |
| | (A) | (B) | | | | | |
| LAND | IMPROVEMENTS (INCLUDES PARTIAL EXEMPTIONS & ABATEMENTS) | TAXABLE VALUE OF LAND AND IMPROVEMENTS (COL 1A+1B) | TOTAL TAXABLE VALUE OF PARTIAL EXEMPTIONS & ABATEMENTS (ASSESSED VAL.) | NET TAXABLE VALUE OF LAND & IMPROVEMENTS (COL 2-3) | TAXABLE VALUE COMMUNICATION EQUIPMENT | NET TAXABLE VALUE (COL 4+5) | |
| 01: EAST WINDSOR TWP | 1,232,560,449 | 1,518,688,498 | 2,751,248,947 | 0 | 2,751,248,947 | 4,913,771 | 2,756,162,718 |
| 02: EWING TWP | 597,957,500 | 1,334,902,950 | 1,932,860,450 | 2,998,200 | 1,929,862,250 | 9,071,727 | 1,938,933,977 |
| 03: HAMILTON TWP | 1,561,214,385 | 3,590,239,480 | 5,151,453,865 | 1,512,150 | 5,149,941,715 | 16,360,925 | 5,166,302,640 |
| 04: HIGHTSTOWN BORO | 145,998,400 | 242,512,100 | 388,510,500 | 0 | 388,510,500 | 3,348,297 | 391,858,797 |
| 05: HOPEWELL BORO | 199,193,400 | 138,029,500 | 337,222,900 | 0 | 337,222,900 | 1,897,655 | 339,120,555 |
| 06: HOPEWELL TWP | 1,611,322,300 | 2,372,929,400 | 3,984,251,700 | 1,473,700 | 3,982,778,000 | 5,426,768 | 3,988,204,768 |
| 07: LAWRENCE TWP | 1,350,286,450 | 3,227,751,200 | 4,578,037,650 | 100,600 | 4,577,937,050 | 6,197,824 | 4,584,134,874 |
| 08: PENNINGTON BORO | 268,272,400 | 228,311,200 | 496,583,600 | 0 | 496,583,600 | 1,710,251 | 498,293,851 |
| 11: TRENTON CITY | 439,432,250 | 1,562,007,790 | 2,001,440,040 | 36,124,400 | 1,965,315,640 | 14,089,704 | 1,979,405,344 |
| 12: ROBBINSVILLE TWP | 1,131,735,154 | 1,261,534,000 | 2,393,269,154 | 4,591,200 | 2,388,677,954 | 2,859,888 | 2,391,537,842 |
| 13: WEST WINDSOR TWP | 2,243,349,664 | 3,718,758,989 | 5,962,108,653 | 11,422,300 | 5,950,686,353 | 11,563,751 | 5,962,250,104 |
| 14: PRINCETON | 3,564,203,610 | 3,205,676,150 | 6,769,879,760 | 251,000 | 6,769,628,760 | 8,619,869 | 6,778,248,629 |
| MERCER | 14,345,525,962 | 22,401,341,257 | 36,746,867,219 | 58,473,550 | 36,688,393,669 | 86,060,430 | 36,774,454,099 |

2017 ABSTRACT OF TAXABLES FOR THE COUNTY OF MERCER

| TAXING DISTRICTS | 7 | 8 | 9 | | 10 | | 11 |
|---------------------|-------------------------------------|--------------------------------------|------------------------------------|------------------------------|----------------------------|-------------------------|----------------|
| | GENERAL TAX RATE PER \$100 | COUNTY EQUALI- ZATION RATIO | TRUE VALUE | | EQUALIZATION | | |
| | | | (A) UEZ ABATEMENT EXPIRED | (B) CLASS II RAILROADS | (A) AMOUNTS DEDUCTED | (B) AMOUNTS ADDED | |
| 01:EAST WINDSOR TWP | 3.060 | 103.64% | 0 | 0 | 87,226,942 | | 2,668,935,776 |
| 02:EWING TWP | 5.247 | 67.65% | 0 | 0 | | 961,255,356 | 2,900,189,333 |
| 03:HAMILTON TWP | 4.281 | 61.15% | 0 | 0 | | 3,310,091,720 | 8,476,394,360 |
| 04:HIGHTSTOWN BORO | 4.086 | 92.84% | 0 | 0 | | 32,309,574 | 424,168,371 |
| 05:HOPEWELL BORO | 2.502 | 108.14% | 0 | 0 | 24,134,435 | | 314,986,120 |
| 06:HOPEWELL TWP | 2.523 | 102.16% | 0 | 0 | 73,087,086 | | 3,915,117,682 |
| 07:LAWRENCE TWP | 2.620 | 97.76% | 0 | 0 | | 129,910,311 | 4,714,045,185 |
| 08:PENNINGTON BORO | 2.562 | 99.60% | 0 | 0 | | 2,905,067 | 501,198,918 |
| 11:TRENTON CITY | 5.706 | 85.80% | 1,607,751 | 0 | | 398,496,990 | 2,376,294,583 |
| 12:ROBBINSVILLE TWP | 2.871 | 102.18% | 0 | 0 | 48,747,501 | | 2,342,790,341 |
| 13:WEST WINDSOR TWP | 2.540 | 97.31% | 0 | 0 | | 175,041,060 | 6,137,291,164 |
| 14:PRINCETON | 2.185 | 93.17% | 0 | 0 | | 512,839,013 | 7,291,087,642 |
| MERCER | | % | 1,607,751 | 0 | 233,195,964 | 5,522,849,091 | 42,062,499,475 |

2014 ABSTRACT OF RATABLES FOR THE COUNTY OF MERCER

SECTION 12 - A

| TAXING DISTRICT | (i) | (ii) | | | | (iii) | (iv) | (v) |
|----------------------|--------------------------------|-----------------------------|--------------|---------------------------|--------------|------------------------------|----------------------------|--|
| | TOTAL COUNTY TAXES APPORTIONED | ADJUSTMENTS RESULTING FROM: | | | | NET COUNTY TAXES APPORTIONED | MUNICIPAL BUDGET STATE AID | NET COUNTY TAXES APPORTIONED LESS STATE AID (COL. 12 AIII-12AIV-COUNTY BPP ADJUSTMENT) |
| | | (A) EQUAL TABLE APPEALS | | (B) APPEALS & CORRECTIONS | | | | |
| | | DEDUCT OVERPAY | ADD UNDERPAY | DEDUCT OVERPAY | ADD UNDERPAY | | | |
| 01: EAST WINDSOR TWP | 15,937,203.29 | .00 | .00 | 45,715.99 | .00 | 15,891,487.30 | .00 | 15,891,487.30 |
| 02: EWING TWP | 17,318,103.87 | .00 | .00 | .00 | 267,099.77 | 17,585,203.64 | .00 | 17,585,203.64 |
| 03: HAMILTON TWP | 50,615,687.84 | .00 | .00 | 59,367.52 | .00 | 50,556,320.32 | .00 | 50,556,320.32 |
| 04: HIGHTSTOWN BORO | 2,532,866.33 | .00 | .00 | 2,261.69 | .00 | 2,530,604.64 | .00 | 2,530,604.64 |
| 05: HOPEWELL BORO | 1,880,898.70 | .00 | .00 | 17,574.61 | .00 | 1,863,324.09 | .00 | 1,863,324.09 |
| 06: HOPEWELL TWP | 23,378,616.66 | .00 | .00 | 46,401.50 | .00 | 23,332,215.16 | .00 | 23,332,215.16 |
| 07: LAWRENCE TWP | 28,149,308.47 | .00 | .00 | 72,046.70 | .00 | 28,077,261.77 | .00 | 28,077,261.77 |
| 08: PENNINGTON BORO | 2,992,844.23 | .00 | .00 | 9,690.14 | .00 | 2,983,154.09 | .00 | 2,983,154.09 |
| 11: TRENTON CITY | 14,189,734.42 | .00 | .00 | 73,122.17 | .00 | 14,116,612.25 | .00 | 14,116,612.25 |
| 12: ROBBINSVILLE TWP | 13,989,668.19 | .00 | .00 | 86,906.77 | .00 | 13,902,761.42 | .00 | 13,902,761.42 |
| 13: WEST WINDSOR TWP | 36,648,036.95 | .00 | .00 | 9,850.37 | .00 | 36,638,186.58 | .00 | 36,638,186.58 |
| 14: PRINCETON | 43,537,783.84 | .00 | .00 | 124,100.10 | .00 | 43,413,683.74 | .00 | 43,413,683.74 |
| MERCER | 251,170,752.79 | .00 | .00 | 547,037.56 | 267,099.77 | 250,890,815.00 | .00 | 250,890,815.00 |

ESTIMATED STATEMENT OF TAXABLES FOR THE COUNTY OF MERCER

| TAXING DISTRICTS | SECTION 12 - B | | | SECTION 12 - C | | |
|---------------------|----------------------------------|---|-------------------------------------|--|---|-------------------------------------|
| | (A) | (B) | (C) | LOCAL TAXES TO BE RAISED FOR: | | |
| | COUNTY LIBRARY TAXES APPORTIONED | COUNTY HEALTH SERVICE TAXES APPORTIONED | COUNTY OPEN SPACE TAXES APPORTIONED | (i) DISTRICT SCHOOL PURPOSES | | |
| | | | | (A) DISTRICT SCHOOL (adjusted for BPP) | (B) REG., CONSOL. & JOINT SCHOOL (adjusted for BPP) | (C) LOCAL SCHOOL (adjusted for BPP) |
| 01:EAST WINDSOR TWP | 1,617,014.00 | .00 | 665,646.58 | .00 | 54,262,964.00 | .00 |
| 02:EWING TWP | 1,790,030.85 | .00 | 736,973.41 | 56,545,169.00 | .00 | .00 |
| 03:HAMILTON TWP | .00 | .00 | 2,117,033.94 | 102,495,636.00 | .00 | .00 |
| 04:HIGHTSTOWN BORO | 257,490.02 | .00 | 105,962.86 | .00 | 8,591,391.00 | .00 |
| 05:HOPEWELL BORO | .00 | .00 | 78,139.44 | .00 | 4,749,279.00 | .00 |
| 06:HOPEWELL TWP | 2,374,102.89 | .00 | 977,134.59 | .00 | 59,075,934.00 | .00 |
| 07:LAWRENCE TWP | 2,856,734.20 | .00 | 1,175,724.70 | 62,445,496.00 | .00 | .00 |
| 08:PENNINGTON BORO | .00 | .00 | 124,958.39 | .00 | 7,428,434.00 | .00 |
| 11:TRENTON CITY | .00 | .00 | 591,376.39 | 21,115,662.00 | .00 | 1,668,596.00 |
| 12:ROBBINSVILLE TWP | 1,414,573.83 | .00 | 582,684.40 | 38,846,900.00 | .00 | .00 |
| 13:WEST WINDSOR TWP | 3,727,948.21 | .00 | 1,533,987.47 | .00 | 85,614,227.00 | .00 |
| 14:PRINCETON | .00 | .00 | 1,817,980.83 | 70,974,744.00 | .00 | .00 |
| MERCER | 14,037,894.00 | .00 | 10,507,603.00 | 352,423,607.00 | 219,722,229.00 | 1,668,596.00 |

2014 ABSTRACT OF RATABLES FOR THE COUNTY OF MERCER

| TAXING DISTRICTS | SECTION 12 - C | | | SECTION 12 - D |
|---------------------|--|--|---------------------------------------|--|
| | LOCAL TAXES TO BE RAISED FOR: | | | |
| | (ii) LOCAL MUNICIPAL PURPOSES | | | |
| | (A) MUNICIPAL BUDGET (adjusted for BPP) | (B) MUNICIPAL OPEN SPACE BUDGET | (C) MUNICIPAL LIBRARY BUDGET | TOTAL LEVY ON WHICH TAX RATE IS COMPUTED |
| 01:EAST WINDSOR TWP | 11,892,414.00 | .00 | .00 | 84,329,525.88 |
| 02:EWING TWP | 25,076,199.17 | .00 | .00 | 101,733,576.07 |
| 03:HAMILTON TWP | 63,147,753.31 | .00 | 2,807,616.05 | 221,124,359.62 |
| 04:HIGHTSTOWN BORO | 4,525,716.00 | .00 | .00 | 16,011,164.52 |
| 05:HOPEWELL BORO | 1,651,858.34 | 33,912.00 | 105,739.00 | 8,482,251.87 |
| 06:HOPEWELL TWP | 13,633,684.83 | 1,194,831.00 | .00 | 100,587,902.47 |
| 07:LAWRENCE TWP | 24,139,043.31 | 1,375,240.00 | .00 | 120,069,499.98 |
| 08:PENNINGTON BORO | 2,009,695.44 | 50,000.00 | 167,848.69 | 12,764,090.61 |
| 11:TRENTON CITY | 74,680,173.00 | .00 | 767,134.00 | 112,939,553.64 |
| 12:ROBBINSVILLE TWP | 12,704,061.16 | 1,195,768.90 | .00 | 68,646,749.71 |
| 13:WEST WINDSOR TWP | 22,681,414.18 | 1,192,450.00 | .00 | 151,388,213.44 |
| 14:PRINCETON | 28,297,248.28 | 1,152,302.00 | 2,409,609.00 | 148,065,567.85 |
| MERCER | 284,439,261.02 | 6,194,503.90 | 6,257,946.74 | 1,146,142,455.66 |

| TAXING DISTRICTS | SECTION 13 | | | | | | |
|---------------------|------------------------------------|------------------------|---------------------------|------------------------------------|--|-------------------------|--|
| | REAL PROPERTY EXEMPT FROM TAXATION | | | | | | |
| | (A) PUBLIC SCHOOL | (B) OTHER SCHOOL | (C) PUBLIC PROPERTY | (D) CHURCH AND CHARITABLE | (E) CEMETERIES AND GRAVEYARDS | (F) OTHER EXEMPTS | (G) TOTAL AMOUNT OF EXEMPTS (13A+B+C+D+E+F) |
| 01:EAST WINDSOR TWP | 64,788,900 | 11,880,900 | 51,021,200 | 8,580,000 | 466,500 | 50,382,300 | 187,119,800 |
| 02:EWING TWP | 54,384,500 | 206,129,900 | 335,559,700 | 37,928,110 | 5,851,100 | 32,309,600 | 672,162,910 |
| 03:HAMILTON TWP | 116,172,800 | 2,618,400 | 163,074,831 | 86,881,900 | 10,840,900 | 98,052,050 | 477,640,881 |
| 04:HIGHTSTOWN BORO | 48,900,100 | 56,457,700 | 14,805,800 | 15,293,400 | 1,877,500 | 6,138,700 | 143,473,200 |
| 05:HOPEWELL BORO | 7,146,500 | 0 | 7,713,800 | 7,861,800 | 425,000 | 1,352,200 | 24,499,300 |
| 06:HOPEWELL TWP | 55,848,700 | 15,797,400 | 235,239,100 | 16,552,900 | 1,728,300 | 188,366,000 | 513,532,400 |
| 07:LAWRENCE TWP | 73,170,700 | 368,600,754 | 112,920,800 | 69,154,000 | 314,500 | 98,253,100 | 722,413,854 |
| 08:PENNINGTON BORO | 9,571,300 | 21,619,200 | 9,508,400 | 11,307,000 | 1,791,700 | 5,511,500 | 59,309,100 |
| 11:TRENTON CITY | 130,080,500 | 16,472,900 | 1,450,239,720 | 107,664,900 | 4,417,300 | 366,215,520 | 2,075,090,840 |
| 12:ROBBINSVILLE TWP | 68,513,600 | 0 | 87,553,119 | 39,713,621 | 2,360,000 | 28,667,800 | 226,808,140 |
| 13:WEST WINDSOR TWP | 247,851,352 | 28,835,500 | 258,974,470 | 79,917,770 | 28,500 | 17,217,700 | 632,825,292 |
| 14:PRINCETON | 76,049,800 | 1,717,695,000 | 289,556,600 | 135,287,900 | 4,097,100 | 41,722,600 | 2,264,409,000 |
| MERCER | 952,478,752 | 2,446,107,654 | 3,016,167,540 | 616,143,301 | 34,198,400 | 934,189,070 | 7,999,284,717 |

2014 ABSTRACT OF RATABLES FOR THE COUNTY OF MERCER

| TAXING DISTRICTS | SECTION 14 | | | | SECTION 15 | |
|---------------------|--|---|--|--|--|-------------------------------|
| | AMOUNT OF MISCELLANEOUS REVENUES TO SUPPORT LOCAL BUDGET | | | | DEDUCTIONS ALLOWED | |
| | (A) SURPLUS REVENUE | (B) MISCELLANEOUS REVENUES ANTICIPATED | (C) RECEIPTS FROM DELINQUENT TAX | (D) TOTAL OF MISCELLANEOUS REVENUES (COL. 14A+B+C) | (A) SENIOR CITIZEN, DISABLED AND SURVIVING SPOUSE | (B) VETERANS AND WIDOWS |
| 01:EAST WINDSOR TWP | 2,050,000.00 | 6,392,530.00 | 650,000.00 | 9,092,530.00 | 22,000.00 | 90,000.00 |
| 02:EWING TWP | 2,974,530.85 | 14,469,121.67 | 69,000.00 | 17,512,652.52 | 59,500.00 | 283,250.00 |
| 03:HAMILTON TWP | 2,400,000.00 | 27,351,135.04 | 437,740.57 | 30,188,875.61 | 237,000.00 | 935,500.00 |
| 04:HIGHTSTOWN BORO | 720,000.00 | 1,341,414.58 | 260,000.00 | 2,321,414.58 | 3,500.00 | 20,750.00 |
| 05:HOPEWELL BORO | 268,000.00 | 534,108.66 | 140,000.00 | 942,108.66 | 2,250.00 | 12,250.00 |
| 06:HOPEWELL TWP | 1,615,811.16 | 5,014,164.65 | 700,000.00 | 7,329,975.81 | 14,250.00 | 124,500.00 |
| 07:LAWRENCE TWP | 3,450,000.00 | 14,634,482.32 | 945,000.00 | 19,029,482.32 | 39,250.00 | 158,000.00 |
| 08:PENNINGTON BORO | 506,082.09 | 500,210.62 | 151,000.00 | 1,157,292.71 | 250.00 | 14,500.00 |
| 11:TRENTON CITY | 3,331,862.00 | 103,767,637.86 | 1,250,000.00 | 108,349,499.86 | 138,000.00 | 174,000.00 |
| 12:ROBBINSVILLE TWP | 3,089,692.55 | 5,107,135.93 | 450,000.00 | 8,646,828.48 | 15,250.00 | 59,000.00 |
| 13:WEST WINDSOR TWP | 4,620,529.00 | 9,852,906.82 | 600,000.00 | 15,073,435.82 | 5,500.00 | 77,000.00 |
| 14:PRINCETON | 5,800,000.00 | 21,567,977.83 | 1,221,945.00 | 28,589,922.83 | 6,875.00 | 86,875.00 |
| MERCER | 30,826,507.65 | 210,532,825.98 | 6,874,685.57 | 248,234,019.20 | 543,625.00 | 2,035,625.00 |

ADDENDUM TO ABSTRACT OF RATABLES -- ASSESSED VALUE OF PARTIAL EXEMPTIONS & ABATEMENTS (COLUMN 3)

| TAXING DISTRICTS | (1) | (2) | (3) | (4) | (5) | (6) | (7) | (8) | (9) |
|---------------------|-------------------|------------------|-----------------|----------------------|------------------|---------------|------------------|-----------------------|-------------------|
| | POLLUTION CONTROL | FIRE SUPPRESSION | FALLOUT SHELTER | WATER-SEWER FACILITY | RENEWABLE ENERGY | UEZ ABATEMENT | HOME IMPROVEMENT | MULTI-FAMILY DWELLING | CLASS 4 ABATEMENT |
| 01:EAST WINDSOR TWP | 0 | 0 | 0 | 0 | 0 | 0 | 0 | 0 | 0 |
| 02:EWING TWP | 0 | 2,191,300 | 0 | 0 | 0 | 0 | 0 | 0 | 0 |
| 03:HAMILTON TWP | 0 | 1,163,950 | 0 | 0 | 0 | 0 | 0 | 0 | 0 |
| 04:HIGHTSTOWN BORO | 0 | 0 | 0 | 0 | 0 | 0 | 0 | 0 | 0 |
| 05:HOPEWELL BORO | 0 | 0 | 0 | 0 | 0 | 0 | 0 | 0 | 0 |
| 06:HOPEWELL TWP | 0 | 1,473,700 | 0 | 0 | 0 | 0 | 0 | 0 | 0 |
| 07:LAWRENCE TWP | 0 | 100,600 | 0 | 0 | 0 | 0 | 0 | 0 | 0 |
| 08:PENNINGTON BORO | 0 | 0 | 0 | 0 | 0 | 0 | 0 | 0 | 0 |
| 11:TRENTON CITY | 0 | 8,100 | 0 | 0 | 0 | 35,830,500 | 0 | 0 | 0 |
| 12:ROBBINSVILLE TWP | 0 | 4,591,200 | 0 | 0 | 0 | 0 | 0 | 0 | 0 |
| 13:WEST WINDSOR TWP | 0 | 11,422,300 | 0 | 0 | 0 | 0 | 0 | 0 | 0 |
| 14:PRINCETON | 0 | 251,000 | 0 | 0 | 0 | 0 | 0 | 0 | 0 |
| MERCER | 0 | 21,202,150 | 0 | 0 | 0 | 35,830,500 | 0 | 0 | 0 |

2014 ABSTRACT OF RATABLES FOR THE COUNTY OF MERCER

| TAXING DISTRICTS | ADDENDUM TO ABSTRACT OF RATABLES -- ASSESSED VALUE OF PARTIAL EXEMPTIONS & ABATEMENTS (CONTINUED) | | | | | | | |
|----------------------|---|-------------------------------|---|---|-------------------------------------|-------------------------------------|--|------------------------|
| | (10) DWELLING ABATEMENT | (11) DWELLING EXEMPTION | (12) NEW DWELLING CONVERSION ABATEMENT | (13) NEW DWELLING CONVERSION EXEMPTION | (14) MULTI-DWELLING EXEMPTION | (15) MULTI-DWELLING ABATEMENT | (16) COMMERCIAL/ INDUSTRIAL EXEMPTION | (17) TOTAL VALUE |
| 01: EAST WINDSOR TWP | 0 | 0 | 0 | 0 | 0 | 0 | 0 | 0 |
| 02: EWING TWP | 0 | 806,900 | 0 | 0 | 0 | 0 | 0 | 2,998,200 |
| 03: HAMILTON TWP | 0 | 348,200 | 0 | 0 | 0 | 0 | 0 | 1,512,150 |
| 04: HIGHTSTOWN BORO | 0 | 0 | 0 | 0 | 0 | 0 | 0 | 0 |
| 05: HOPEWELL BORO | 0 | 0 | 0 | 0 | 0 | 0 | 0 | 0 |
| 06: HOPEWELL TWP | 0 | 0 | 0 | 0 | 0 | 0 | 0 | 1,473,700 |
| 07: LAWRENCE TWP | 0 | 0 | 0 | 0 | 0 | 0 | 0 | 100,600 |
| 08: PENNINGTON BORO | 0 | 0 | 0 | 0 | 0 | 0 | 0 | 0 |
| 11: TRENTON CITY | 0 | 285,800 | 0 | 0 | 0 | 0 | 0 | 36,124,400 |
| 12: ROBBINSVILLE TWP | 0 | 0 | 0 | 0 | 0 | 0 | 0 | 4,591,200 |
| 13: WEST WINDSOR TWP | 0 | 0 | 0 | 0 | 0 | 0 | 0 | 11,422,300 |
| 14: PRINCETON | 0 | 0 | 0 | 0 | 0 | 0 | 0 | 251,000 |
| MERCER | 0 | 1,440,900 | 0 | 0 | 0 | 0 | 0 | 58,473,550 |

ADDENDUM -- EQUALIZED VALUE BASED ON IN LIEU OF TAXES (COL.10B)

| TAXING DISTRICTS | (1) | (2) | (3) | (4) | (5) |
|---------------------|-----------------------------------|---------------------------------|------------------|-------|-------|
| | C.12 PL 1977 IN LIEU OF TAX | NJ HOUSING FINANCE AGENCY | URBAN RENEWAL | OTHER | TOTAL |
| 01:EAST WINDSOR TWP | 0 | 0 | 0 | 0 | 0 |
| 02:EWING TWP | 0 | 0 | 0 | 0 | 0 |
| 03:HAMILTON TWP | 0 | 0 | 0 | 0 | 0 |
| 04:HIGHTSTOWN BORO | 0 | 0 | 0 | 0 | 0 |
| 05:HOPEWELL BORO | 0 | 0 | 0 | 0 | 0 |
| 06:HOPEWELL TWP | 0 | 0 | 0 | 0 | 0 |
| 07:LAWRENCE TWP | 0 | 0 | 0 | 0 | 0 |
| 08:PENNINGTON BORO | 0 | 0 | 0 | 0 | 0 |
| 11:TRENTON CITY | 0 | 0 | 0 | 0 | 0 |
| 12:ROBBINSVILLE TWP | 0 | 0 | 0 | 0 | 0 |
| 13:WEST WINDSOR TWP | 0 | 0 | 0 | 0 | 0 |
| 14:PRINCETON | 0 | 0 | 0 | 0 | 0 |
| MERCER | 0 | 0 | 0 | 0 | 0 |

2014 ABSTRACT OF RATABLES FOR THE COUNTY OF MERCER


| TAXING DISTRICT | ADDENDUM: STATE AID ADJUSTMENT FOR BPP | | |
|----------------------|--|-------------|-----------|
| | COUNTY | SCHOOL | MUNICIPAL |
| 01: EAST WINDSOR TWP | | | |
| 02: EWING TWP | | | |
| 03: HAMILTON TWP | | | |
| 04: HIGHTSTOWN BORO | | \$41,696.00 | |
| 05: HOPEWELL BORO | | | |
| 06: HOPEWELL TWP | | | |
| 07: LAWRENCE TWP | | | |
| 08: PENNINGTON BORO | | | |
| 11: TRENTON CITY | | | |
| 12: ROBBINSVILLE TWP | | | |
| 13: WEST WINDSOR TWP | | | |
| 14: PRINCETON | | | |
| MERCER | | \$41,696.00 | |

| ADDENDUM: REAP DISTRIBUTION SUMMARY | | |
|-------------------------------------|--------------|-----------------|
| ELIGIBLE PROPERTY ASSESSMENTS | R.E.A.P. AID | TAX RATE CREDIT |
| | | |

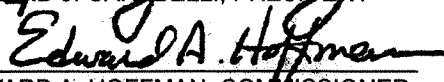
2014 ABSTRACT OF RATABLES FOR THE COUNTY OF MERCER

| | |
|---|----------------|
| Total Amount of Miscellaneous Revenues (included Surplus Revenues Appropriated) for the Support of the County Budget | 54,460,171.00 |
| Rate per \$100 to be applied to Column 11 for apportionment of County Taxes | .59713701 |
| Net County Taxes Apportioned (Column 12 A iii) | 250,890,815.00 |
| * Adjustments (Net Total (Column 12 A i)) | 279,937.79 |
| * Net Overpayments are added to the Net Taxes Apportioned Net Underpayments are deducted from the Net Taxes Apportioned | |
| Rate per \$100 to be applied to Column 11 for apportionment of Library Taxes | .06075895 |
| Rate per \$100 to be applied to Column 11 for apportionment of Health Taxes | .00000000 |
| Rate per \$100 to be applied to Column 11 for apportionment of Open Space Taxes | .02500000 |
| County Percentage Level of Taxable Value of Real Property is 100% | |

MERCER COUNTY BOARD OF TAXATION



 RICHARD J. CARABELLI, PRESIDENT

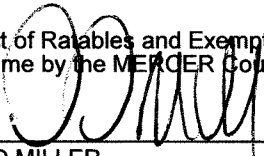


 EDWARD A. HOFFMAN, COMMISSIONER

ATTEST: 

 MARTIN M. GUHL

I hereby certify this to be a true copy of the Abstract of Ratables and Exemptions for the County of MERCER, State of New Jersey for the year 2014 as filed with me by the MERCER County Board of Taxation



 DAVID MILLER
 COUNTY TREASURER

SPECIAL TAXING DISTRICTS

| | ASSESSED VALUATION | TOTAL LEVY | TAX RATE |
|---------------------------------|-----------------------|---------------|-------------|
| <u>EAST WINDSOR TWP.</u> | | | |
| Garbage District #1 | 1,772,235,947 | 2,180,969 | 0.123 |
| <u>HAMILTON TWP.</u> | | | |
| Fire District #1 | 6,875,469 | 10,747 | 0.160 |
| Fire District #2 | 884,939,119 | 3,519,958 | 0.400 |
| Fire District #3 | 413,025,961 | 3,607,661 | 0.860 |
| Fire District #4 | 352,440,451 | 2,350,446 | 0.660 |
| Fire District #5 | 164,875,711 | 1,415,134 | 0.840 |
| Fire District #6 | 864,491,783 | 2,367,338 | 0.280 |
| Fire District #7 | 1,507,201,029 | 3,453,991 | 0.230 |
| Fire District #8 | 308,533,680 | 1,528,634 | 0.500 |
| Fire District #9 | 663,919,437 | 3,408,116 | 0.520 |
| <u>HOPEWELL BORO.</u> | | | |
| Fire District #1 | 339,120,555 | 175,109 | 0.060 |
| <u>HOPEWELL TWP.</u> | | | |
| Fire District #1 | 2,446,465,200 | 1,863,525 | 0.077 |
| Fire District #2 | 853,954,900 | 650,476 | 0.077 |
| Fire District #3 | 687,784,668 | 523,900 | 0.077 |
| <u>PENNINGTON BORO</u> | | | |
| Fire District #1 | 498,293,851 | 199,706 | 0.040 |

REGIONAL SCHOOL LEVIES

| DISTRICT | LEVY |
|--|---------------|
| <u>EAST WINDSOR REGIONAL</u> | |
| East Windsor Twp. | 54,262,964.00 |
| Hightstown Boro | 8,591,391.00 |
| <u>HOPEWELL VALLEY REGIONAL</u> | |
| Hopewell Boro | 4,749,279.00 |
| Hopewell Twp. | 59,075,934.00 |
| Pennington Boro | 7,428,434.00 |
| <u>W. WINDSOR - PLAINSBORO REGIONAL</u> | |
| West Windsor Twp. | 85,614,227.00 |

FISCAL YEAR BUDGETS

The following municipalities operate under a State Fiscal Year (July1 - June 30). Because of the change, the municipal tax levy shown in column 12CIIA reflects a tax levy used to calculate the municipal tax rate for the calendar year tax billing cycle. The final municipal budget amount to be raised by taxes is set in the adopted fiscal year budget. Shown below is the amount for the 2013 - 2014 fiscal year:

| | |
|---------------------|------------------------|
| TRENTON CITY | \$73,024,580.01 |
|---------------------|------------------------|

2014 ABSTRACT OF RATABLES FOR THE COUNTY OF MERCER

BREAKDOWN OF GENERAL TAX RATE

| Taxing District | County Tax | County Library Tax | Open Space Tax | School Tax | Municipal Purpose Tax | Municipal Open Space Tax | Municipal Library Tax | Total Tax Rate | Tax Rate Effective | Ratio to True Value |
|------------------------------|-------------------|---------------------------|-----------------------|-------------------|------------------------------|---------------------------------|------------------------------|-----------------------|---------------------------|----------------------------|
| 1. E. Windsor Twp. | 0.577 | 0.059 | 0.024 | 1.969 | 0.431 | | | 3.060 | 3.160 | 103.64% |
| 2. Ewing Twp. | 0.907 | 0.093 | 0.038 | 2.916 | 1.293 | | | 5.247 | 3.508 | 67.65% |
| 3. Hamilton Twp. | 0.979 | | 0.041 | 1.984 | 1.222 | | 0.055 | 4.281 | 2.609 | 61.15% |
| 4. Hightstown Boro. | 0.646 | 0.066 | 0.027 | 2.192 | 1.155 | | | 4.086 | 3.775 | 92.84% |
| 5. Hopewell Boro. | 0.550 | | 0.023 | 1.401 | 0.487 | 0.010 | 0.031 | 2.502 | 2.693 | 108.14% |
| 6. Hopewell Twp. | 0.585 | 0.060 | 0.025 | 1.481 | 0.342 | 0.030 | | 2.523 | 2.569 | 102.16% |
| 7. Lawrence Twp. | 0.613 | 0.062 | 0.026 | 1.362 | 0.527 | 0.030 | | 2.620 | 2.547 | 97.76% |
| 8. Pennington Boro. | 0.599 | | 0.025 | 1.491 | 0.403 | 0.010 | 0.034 | 2.562 | 2.547 | 99.60% |
| 11. Trenton City | 0.713 | | 0.030 | 1.067 | 3.857 | | 0.039 | 5.706 | 4.753 | 85.80% |
| 12. Robbinsville Twp. | 0.581 | 0.059 | 0.025 | 1.625 | 0.531 | 0.050 | | 2.871 | 2.930 | 102.18% |
| 13. W. Windsor Twp. | 0.615 | 0.063 | 0.026 | 1.436 | 0.380 | 0.020 | | 2.540 | 2.467 | 97.31% |
| 14. Princeton | 0.641 | | 0.027 | 1.047 | 0.417 | 0.017 | 0.036 | 2.185 | 2.031 | 93.18% |

2014 LINE ITEM BREAKDOWN

| MUNICIPALITY | CLASS 1 | CLASS 2 | CLASS 3A | CLASS 3B | CLASS 4A | CLASS 4B | CLASS 4C | PERS. PROP | TOTAL LINE ITEMS |
|--------------|--------------|----------------|------------|--------------|--------------|------------|------------|------------|---------------------|
| EAST WINDSOR | 304 | 7,758 | 35 | 106 | 156 | 13 | 20 | 1 | 8,393 |
| EWING | 443 | 10,735 | 0 | 0 | 591 | 33 | 20 | 2 | 11,824 |
| HAMILTON | 1,617 | 28,891 | 61 | 112 | 1,593 | 60 | 63 | 1 | 32,398 |
| HIGHTSTOWN | 69 | 1,466 | 0 | 0 | 99 | 7 | 6 | 1 | 1,648 |
| HOPEWELL BOR | 37 | 660 | 3 | 3 | 70 | 2 | 2 | 1 | 778 |
| HOPEWELL TWP | 339 | 5,871 | 335 | 537 | 183 | 27 | 7 | 1 | 7,300 |
| LAWRENCE | 637 | 9,884 | 45 | 79 | 437 | 37 | 19 | 1 | 11,139 |
| PENNINGTON | 52 | 872 | 0 | 0 | 56 | 2 | 2 | 1 | 985 |
| TRENTON | 1,079 | 21,314 | 0 | 0 | 2,060 | 83 | 161 | 1 | 24,698 |
| ROBBINSVILLE | 414 | 4,847 | 66 | 206 | 168 | 23 | 1 | 1 | 5,726 |
| WEST WINDSOR | 268 | 8,057 | 30 | 90 | 257 | 9 | 5 | 1 | 8,717 |
| PRINCETON | 536 | 7,038 | 23 | 43 | 386 | 2 | 204 | 2 | 8,234 |
| TOTAL | 5,795 | 107,393 | 598 | 1,176 | 6,056 | 298 | 510 | 14 | 121,840 |

2014 RATABLE BREAKDOWN

| MUNICIPALITY | CLASS 1 | CLASS 2 | CLASS 3A | CLASS 3B | CLASS 4A | CLASS 4B | CLASS 4C | PERS. PROP | TOTAL RATABLES |
|---------------|--------------------|-----------------------|--------------------|-------------------|----------------------|----------------------|----------------------|-------------------|-----------------------|
| EAST WINDSOR | 33,339,600 | 2,009,223,497 | 15,586,700 | 1,844,800 | 427,125,450 | 105,284,500 | 158,844,400 | 4,913,771 | 2,756,162,718 |
| EWING | 18,299,700 | 1,324,231,900 | - | - | 503,935,650 | 18,768,500 | 64,626,500 | 9,071,727 | 1,938,933,977 |
| HAMILTON | 48,363,059 | 3,866,022,600 | 13,307,150 | 1,710,726 | 955,339,980 | 98,057,000 | 167,141,200 | 16,360,925 | 5,166,302,640 |
| HIGHTSTOWN | 2,562,400 | 311,352,900 | - | - | 57,641,600 | 3,909,700 | 13,043,900 | 3,348,297 | 391,858,797 |
| HOPEWELL BORO | 5,528,900 | 278,896,700 | 1,890,200 | 28,900 | 48,322,600 | 857,700 | 1,697,900 | 1,897,655 | 339,120,555 |
| HOPEWELL TWP | 45,419,400 | 2,739,937,800 | 261,480,900 | 5,330,800 | 525,123,300 | 400,165,600 | 5,320,200 | 5,426,768 | 3,988,204,768 |
| LAWRENCE | 46,576,700 | 2,786,993,300 | 31,634,400 | 675,000 | 1,425,089,200 | 73,448,350 | 213,520,100 | 6,197,824 | 4,584,134,874 |
| PENNINGTON | 1,713,600 | 430,813,400 | - | - | 56,604,900 | 6,633,300 | 818,400 | 1,710,251 | 498,293,851 |
| TRENTON | 17,785,320 | 1,334,319,300 | - | - | 522,861,920 | 37,421,100 | 52,928,000 | 14,089,704 | 1,979,405,344 |
| ROBBINSVILLE | 69,457,440 | 1,780,356,300 | 27,764,000 | 2,053,114 | 216,201,200 | 285,995,900 | 6,850,000 | 2,859,888 | 2,391,537,842 |
| WEST WINDSOR | 34,046,310 | 4,206,201,200 | 28,890,600 | 2,006,749 | 1,462,567,994 | 65,315,500 | 151,658,000 | 11,563,751 | 5,962,250,104 |
| PRINCETON | 90,710,900 | 5,572,589,600 | 46,939,300 | 341,110 | 788,160,750 | 8,981,700 | 261,905,400 | 8,619,869 | 6,778,248,629 |
| TOTAL | 413,803,329 | 26,640,938,497 | 427,493,250 | 13,991,199 | 6,988,974,544 | 1,104,838,850 | 1,098,354,000 | 86,060,430 | 36,774,454,099 |

MERCER COUNTY COLLECTORS

| MUNICIPALITY | COLLECTOR | MAILING ADDRESS | TELEPHONE |
|---------------------------|----------------------|---|--------------|
| 1. East Windsor Township | Anne M Blake | 16 Lanning Blvd., E. Windsor, N.J. 08520 | 609-443-4000 |
| 2. Ewing Township | Thomas Hesper | 2 Jake Garzio Drive, Trenton, N.J. 08628 | 609-883-2900 |
| 3. Hamilton Township | Michele Rossi | 2090 Greenwood Ave., Hamilton, N.J. 08609 | 609-890-3890 |
| 4. Hightstown Borough | Toni Mullen | 148 N. Main St., Hightstown, N.J. 08520 | 609-490-5100 |
| 5. Hopewell Borough | Donna Griffiths | P.O. Box 128, Hopewell, N.J. 08525 | 609-466-0965 |
| 6. Hopewell Township | Mary Kennedy | 201 Wash. Cross.- Penn. Rd., Titusville, N.J. 08560 | 609-737-0630 |
| 7. Lawrence Township | Sharon McCloskey | P.O. Box 6006, Lawrenceville, N.J. 08648 | 609-844-7041 |
| 8. Pennington Borough | Wayne Blauth | 30 N. Main St., Pennington, N.J. 08534 | 609-737-0276 |
| 11. Trenton City | Edward A. Kirkendoll | 319 E. State St., Trenton, N.J. 08608 | 609-989-3070 |
| 12. Robbinsville Township | Janice Garcia | 1 Washington Blvd., Suite 6, Robbinsville, NJ 08691 | 609-918-0002 |
| 13. West Windsor Township | Rita Carr | 271 Clarksville Rd., Princeton Jct., N.J. 08550 | 609-799-2400 |
| 14. Princeton | Tammie Tisdale | 400 Witherspoon St., Princeton, N.J. 08640 | 609-924-1058 |

MERCER COUNTY ASSESSORS

| MUNICIPALITY | ASSESSOR | MAILING ADDRESS | TELEPHONE |
|---------------------------|----------------------|---|--------------|
| 1. East Windsor Township | H. Rick Kline | 16 Lanning Blvd., E. Windsor, N.J. 08520 | 609-443-4000 |
| 2. Ewing Township | Jeffrey Burd | 2 Jake Garzio Drive, Trenton, N.J. 08628 | 609-883-2900 |
| 3. Hamilton Township | Donald Kosul | 2090 Greenwood Ave., Hamilton, N.J. 08609 | 609-890-3654 |
| 4. Hightstown Borough | Kenneth Pacera | 148 N. Main St., Hightstown, N.J. 08520 | 609-490-5100 |
| 5. Hopewell Borough | Christopher L. Fuges | 4 Forrest Blend Dr., Titusville, N.J. 08560 | 609-466-0965 |
| 6. Hopewell Township | Deborah Fox | 201 Wash. Cross.- Penn. Rd., Titusville, N.J. 08560 | 609-737-0607 |
| 7. Lawrence Township | Geoffrey Acolia | P.O. Box 6006, Lawrenceville, N.J. 08648 | 609-844-7040 |
| 8. Pennington Borough | Marianne Busher | 30 N. Main St., Pennington, N.J. 08534 | 609-737-0276 |
| 11. Trenton City | Patricia Hice | 319 E. State St., Trenton, N.J. 08608 | 609-989-3083 |
| 12. Robbinsville Township | Gregory J. Busa | 1 Washington Blvd., Suite 6, Robbinsville, NJ 08691 | 609-918-0002 |
| 13. West Windsor Township | Stephen Benner | 271 Clarksville Rd., Princeton Jct., N.J. 08550 | 609-799-2400 |
| 14. Princeton | Neal A. Snyder | 400 Witherspoon St., Princeton, N.J. 08540 | 609-924-1084 |