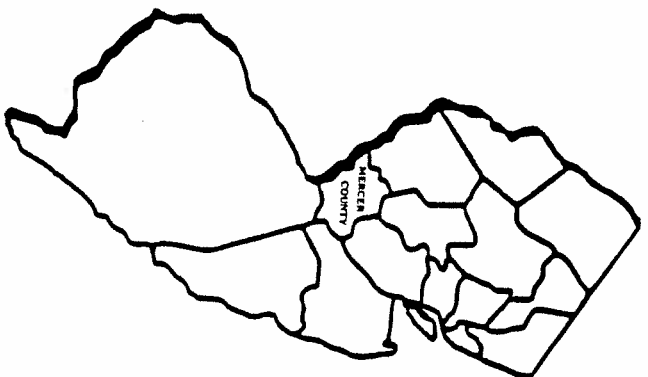




2009 ABSTRACT OF RATABLES



MERCER COUNTY BOARD OF TAXATION

RICHARD J. CARABELLI, PRESIDENT
W. RUTH ROSSER, COMMISSIONER
EDWARD A. HOFFMAN, COMMISSIONER
PETER J. MCDONOUGH, COMMISSIONER

MARTIN M. GUHL, TAX ADMINISTRATOR
TINA M. ROONEY, ASST. TAX ADMINISTRATOR

TELEPHONE - 609-989-6704

ADDRESS - 640 S. BROAD ST., TRENTON, N. J., 08650
E-MAIL - MGUHL@MERCERCOUNTY.ORG

FAX - 609-396-4510

12/11/09 10/15/09

2009 ABSTRACT OF RATABLES FOR THE COUNTY OF MERCER

	1		2	3	4	5	6
	TAXABLE VALUE						
	(A)	(B)		TOTAL			
TAXING DISTRICTS	LAND	IMPROVEMENTS (INCLUDES PARTIAL EXEMPTIONS & ABATEMENTS)	TAXABLE VALUE OF LAND AND IMPROVEMENTS (COL 1A+1B)	TAXABLE VALUE OF PARTIAL EXEMPTIONS & ABATEMENTS (ASSESSED VAL.)	NET TAXABLE VALUE OF LAND & IMPROVEMENTS (COL 2-3)	TAXABLE VALUE COMMUNICATION EQUIPMENT	NET TAXABLE VALUE (COL 4+5)
01: EAST WINDSOR TWP	439,784,180	980,536,000	1,420,320,180	0	1,420,320,180 ✓	1,999,449 ✓	1,422,319,629
02: EWING TWP	591,239,800	1,237,289,200	1,828,529,000	4,842,400	1,823,686,600 ✓	8,783,222 ✓	1,832,469,822
03: HAMILTON TWP	1,553,447,635	3,615,316,060	5,168,763,695	1,287,900	5,167,475,795 ✓	15,953,486 ✓	5,183,429,281
04: HIGHTSTOWN BORO	217,526,100	276,753,300	494,279,400	0	494,279,400 ✓	5,449,518 ✓	499,728,918
05: HOPEWELL BORO	200,484,200	157,756,900	358,241,100	0	358,241,100 ✓	1,897,655 ✓	360,138,755
06: HOPEWELL TWP	1,911,442,800	2,571,680,500	4,483,123,300	1,345,600	4,481,777,700 ✓	7,222,300 ✓	4,489,000,000
07: LAWRENCE TWP	866,662,100	1,817,709,323	2,684,371,423	100,600	2,684,270,823 ✓	3,859,603 ✓	2,688,130,426
08: PENNINGTON BORO	291,291,000	230,547,600	521,838,600	0	521,838,600 ✓	2,510,108 ✓	524,348,708
09: PRINCETON BORO	446,820,600	559,891,000	1,006,711,600	0	1,006,711,600 ✓	2,881,200 ✓	1,009,592,800
10: PRINCETON TWP	943,980,910	1,492,649,900	2,436,630,810	0	2,436,630,810 ✓	1,992,461 ✓	2,438,623,271
11: TRENTON CITY	437,925,410	1,579,791,390	2,017,716,800	46,518,120	1,971,198,680 ✓	12,666,783 ✓	1,983,865,463
12: ROBBINSVILLE TWP	1,274,487,527	1,363,838,500	2,638,326,027	975,000	2,637,351,027 ✓	4,144,234 ✓	2,641,495,261
13: WEST WINDSOR TWP	2,358,389,414	3,841,458,739	6,199,848,153	827,900	6,199,020,253 ✓	18,295,166 ✓	6,217,315,419
MERCER	11,533,481,676	19,725,218,412	31,258,700,088	55,897,520	31,202,802,568 ✓	87,655,185 ✓	31,290,457,753

2009 ABSTRACT OF RATABLES FOR THE COUNTY OF MERCER

TAXING DISTRICTS	GENERAL TAX RATE PER \$100	COUNTY EQUALIZATION RATIO	TRUE VALUE		EQUALIZATION		NET VALUATION FOR COUNTY TAX APPORTIONMENT (COL 6-9A+9B -10A+10B)
			(A)	(B)	(A)	(B)	
			UEZ ABATEMENT EXPIRED	CLASS II RAILROADS	AMOUNTS DEDUCTED	AMOUNTS ADDED	
01: EAST WINDSOR TWP	5.270	45.05%	0	0	1,744,639,567	3,166,959,196	
02: EWING TWP	4.597	49.19%	0	0	1,939,954,414	3,772,424,236	
03: HAMILTON TWP	3.998	49.78%	0	0	5,261,175,430	10,444,604,711	
04: HIGHTSTOWN BORO	2.943	93.83%	0	0	35,729,565	535,458,483	
05: HOPEWELL BORO	2.037	108.26%	0	0	25,763,535	334,375,220	
06: HOPEWELL TWP	2.009	104.20%	0	0	166,976,852	4,322,023,148	
07: LAWRENCE TWP	4.069	47.45%	0	0	3,003,871,692	5,692,002,118	
08: PENNINGTON BORO	2.110	101.25%	0	0	5,367,472	518,981,236	
09: PRINCETON BORO	4.290	39.53%	0	0	1,551,374,209	2,560,967,009	
10: PRINCETON TWP	3.628	47.63%	0	0	2,687,539,669	5,126,162,940	
11: TRENTON CITY	4.690	61.38%	2,247,393	0	1,360,571,180	3,342,189,250	
12: ROBBINSVILLE TWP	2.225	103.20%	0	0	78,941,521	2,562,553,740	
13: WEST WINDSOR TWP	2.190	100.47%	0	0	16,880,031	6,200,435,388	
MERCER			2,247,393	0	293,929,411	17,584,855,726	48,579,136,675

2009 ABSTRACT OF RATABLES FOR THE COUNTY OF MERCER

SECTION 12 - A

	(i) TOTAL COUNTY TAXES APPORTIONED	(ii) ADJUSTMENTS RESULTING FROM:				(iii) NET COUNTY TAXES APPORTIONED	(iv) MUNICIPAL BUDGET STATE AID	(v) NET COUNTY TAXES APPORTIONED LESS STATE AID (COL 12 AIII-12AIV-COUNTY BPP ADJUSTMENT)
		(A) EQUAL TABLE APPEALS		(B) APPEALS & CORRECTIONS				
		DEDUCT OVERPAY	ADD UNDERPAY	DEDUCT OVERPAY	ADD UNDERPAY			
01: EAST WINDSOR TWP	14,272,969.20	.00	.00	.00	4,850.07	14,277,819.27	.00	14,277,819.27
02: EWING TWP	17,001,701.50	.00	.00	.00	379,622.54	17,381,324.04	.00	17,381,324.04
03: HAMILTON TWP	47,072,132.01	.00	.00	278.75	.00	47,071,853.26	.00	47,071,853.26
04: HIGHTSTOWN BORO	2,413,224.16	.00	.00	971.12	.00	2,412,253.04	.00	2,412,253.04
05: HOPEWELL BORO	1,506,974.65	.00	.00	4,334.34	.00	1,502,640.31	.00	1,502,640.31
06: HOPEWELL TWP	19,478,654.27	.00	.00	145,326.53	.00	19,333,327.74	.00	19,333,327.74
07: LAWRENCE TWP	25,652,926.32	.00	.00	99,589.52	.00	25,553,336.80	.00	25,553,336.80
08: PENNINGTON BORO	2,338,963.89	.00	.00	3,574.62	.00	2,335,389.27	.00	2,335,389.27
09: PRINCETON BORO	11,541,861.13	.00	.00	5,804.53	.00	11,536,056.60	.00	11,536,056.60
10: PRINCETON TWP	23,102,781.32	.00	.00	2,789.05	.00	23,099,992.27	.00	23,099,992.27
11: TRENTON CITY	15,062,702.51	.00	.00	12,109.40	.00	15,050,593.11	.00	15,050,593.11
12: ROBINSVILLE TWP	11,549,012.27	.00	.00	29,623.90	.00	11,519,388.37	.00	11,519,388.37
13: WEST WINDSOR TWP	27,944,352.68	.00	.00	4,991.76	.00	27,939,360.92	.00	27,939,360.92
MERCER	218,938,255.91	.00	.00	309,393.52	384,472.61	219,013,335.00	.00	219,013,335.00

2009 ABSTRACT OF RATABLES FOR THE COUNTY OF MERCER

SECTION 12 - B			SECTION 12 - C				SECTION 12 - D		
(A)	(B)	(C)	LOCAL TAXES TO BE RAISED FOR:			TOTAL LEVY ON WHICH TAX RATE IS COMPUTED			
			(i) DISTRICT SCHOOL PURPOSES		(ii) LOCAL MUNICIPAL PURPOSES				
COUNTY LIBRARY TAXES APPORTIONED	COUNTY HEALTH SERVICE TAXES APPORTIONED	COUNTY OPEN SPACE TAXES APPORTIONED	(A) DISTRICT SCHOOL (adjusted for BPP)	(B) REG., CONSOL. & JOINT SCHOOL	(C) LOCAL SCHOOL	(A) MUNICIPAL BUDGET (adjusted for BPP)	(B) OPEN SPACE BUDGET		
1,445,158.30	.00	950,425.85	.00	49,348,541.28	.00	8,932,065.00	.00	74,954,009.70	01
1,758,351.92	.00	1,157,416.81	47,562,598.00	.00	.00	16,374,321.25	.00	84,234,012.02	02
.00	.00	3,133,258.04	96,254,242.00	.00	.00	60,757,106.15	.00	207,216,459.45	03
244,163.49	.00	160,571.01	.00	8,212,075.99	.00	3,677,583.78	.00	14,706,647.31	04
.00	.00	100,013.62	.00	4,240,962.62	.00	1,455,315.34	36,014.00	7,334,945.89	05
1,957,068.08	.00	1,290,556.23	.00	54,142,639.45	.00	12,111,687.53	1,344,534.00	90,179,813.03	06
2,586,694.15	.00	1,700,621.35	59,376,324.00	.00	.00	19,354,331.57	806,439.00	109,377,746.87	07
.00	.00	155,439.07	.00	6,306,595.77	.00	2,212,047.00	52,434.87	11,061,905.98	08
.00	.00	767,886.16	.00	20,506,165.10	.00	10,398,805.85	100,959.28	43,309,872.99	09
.00	.00	1,537,658.29	.00	41,556,916.89	.00	21,787,385.96	487,725.00	88,469,678.41	10
.00	.00	1,001,831.47	21,115,662.00	.00	751,135.00	55,116,997.00	.00	93,036,218.58	11
1,166,281.13	.00	766,691.21	33,330,476.00	.00	.00	10,654,409.64	1,320,747.65	58,757,994.00	12
2,827,960.93	.00	1,859,785.89	.00	81,044,602.33	.00	20,581,456.14	1,865,194.63	136,118,360.84	13
11,985,678.00	.00	14,582,155.00	257,639,302.00	265,358,499.43	751,135.00	243,413,512.21	6,014,048.43	1,018,757,665.07	99

2009 ABSTRACT OF RATABLES FOR THE COUNTY OF MERCER

SECTION 13

REAL PROPERTY EXEMPT FROM TAXATION

TAXING DISTRICTS	(A) PUBLIC SCHOOL	(B) OTHER SCHOOL	(C) PUBLIC PROPERTY	(D) CHURCH AND CHARITABLE	(E) CEMETERIES AND GRAVEYARDS	(F) OTHER EXEMPTS	(G) TOTAL AMOUNT OF EXEMPTS (13A+B+C+D+E+F)
01: EAST WINDSOR TWP	16,505,300	2,813,400	21,717,800	3,326,900	168,900	28,278,800	72,811,100
02: EWING TWP	54,384,500	170,874,800	340,334,300	29,629,100	5,803,500	30,176,200	631,202,400
03: HAMILTON TWP	116,170,500	2,618,400	171,470,263	88,350,100	10,792,200	97,992,550	487,394,013
04: HIGHTSTOWN BORO	51,849,900	56,356,000	17,961,900	17,087,600	2,364,500	6,728,200	152,348,100
05: HOPEWELL BORO	7,146,500	0	7,713,800	8,336,000	425,000	1,769,400	25,390,700
06: HOPEWELL TWP	56,083,700	15,173,600	218,331,400	14,760,300	1,843,300	31,977,500	338,169,800
07: LAWRENCE TWP	32,642,900	184,267,900	74,783,950	49,651,100	302,000	54,696,550	396,344,400
08: PENNINGTON BORO	9,631,300	21,679,700	9,788,300	11,659,600	1,911,700	18,478,600	73,149,200
09: PRINCETON BORO	20,457,200	1,003,002,000	62,742,780	124,204,200	1,623,200	2,956,900	1,214,986,280
10: PRINCETON TWP	20,418,900	394,541,400	110,278,300	64,551,800	123,200	35,000,800	624,914,400
11: TRENTON CITY	109,294,800	17,904,700	1,469,123,920	100,767,800	4,417,300	446,436,980	2,147,945,500
12: ROBINSVILLE TWP	68,513,600	0	96,360,748	14,430,821	2,393,500	17,385,500	199,084,169
13: WEST WINDSOR TWP	247,851,352	11,908,800	257,949,370	81,572,836	28,500	16,155,600	615,466,458
MERCER	810,950,452	1,881,140,700	2,858,556,831	608,328,157	32,196,800	788,033,580	6,979,206,520

2009 ABSTRACT OF RATABLES FOR THE COUNTY OF MERCER

	SECTION 14				SECTION 15	
	AMOUNT OF MISCELLANEOUS REVENUES TO SUPPORT LOCAL BUDGET				DEDUCTIONS ALLOWED	
	(A) SURPLUS REVENUE	(B) MISCELLANEOUS REVENUES ANTICIPATED	(C) RECEIPTS FROM DELINQUENT TAX	(D) TOTAL OF MISCELLANEOUS REVENUES (COL. 14A+B+C)	(A) SENIOR CITIZEN, DISABLED AND SURVIVING SPOUSE	(B) VETERANS AND WIDOWS
TAXING DISTRICTS						
01: EAST WINDSOR TWP	3,864,967.00	7,969,296.00	525,000.00	12,359,263.00	21,500.00	92,750.00
02: EWING TWP	2,383,000.00	25,072,942.16	78,000.00	27,533,942.16	84,250.00	347,500.00
03: HAMILTON TWP	.00	34,787,562.90	80,037.00	34,867,599.90	348,250.00	1,155,000.00
04: HIGHTSTOWN BORO	385,000.00	1,601,558.42	300,000.00	2,286,558.42	6,500.00	25,250.00
05: HOPEWELL BORO	248,500.00	727,289.63	146,000.00	1,121,789.63	3,500.00	15,000.00
06: HOPEWELL TWP	1,415,811.16	5,419,488.66	1,100,000.00	7,935,299.82	20,750.00	145,500.00
07: LAWRENCE TWP	6,150,000.00	14,543,825.20	793,000.00	21,486,825.20	52,000.00	197,250.00
08: PENNINGTON BORO	254,200.00	1,333,464.60	90,000.00	1,677,664.60	2,000.00	18,250.00
09: PRINCETON BORO	799,807.96	13,057,874.13	390,886.87	14,248,568.96	5,750.00	27,250.00
10: PRINCETON TWP	3,200,000.00	11,076,577.47	815,189.00	15,091,766.47	3,500.00	84,750.00
11: TRENTON CITY	.00	135,358,754.34	800,000.00	136,158,754.34	236,500.00	250,500.00
12: ROBINSVILLE TWP	2,658,000.00	4,536,638.45	445,000.00	7,639,638.45	20,000.00	65,750.00
13: WEST WINDSOR TWP	4,200,000.00	11,132,543.86	600,000.00	15,932,543.86	7,000.00	88,500.00
MERCER	25,559,286.12	266,617,815.82	6,163,112.87	298,340,214.81	811,500.00	2,513,250.00

2009 ABSTRACT OF RATABLES FOR THE COUNTY OF MERCER

ADDENDUM TO ABSTRACT OF RATABLES -- ASSESSED VALUE OF PARTIAL EXEMPTIONS & ABATEMENTS (COLUMN 3)

TAXING DISTRICTS	(1) POLLUTION CONTROL	(2) FIRE SUPPRESSION	(3) FALLOUT SHELTER	(4) WATER-SEWER FACILITY	(5) UEZ ABATEMENT	(6) HOME IMPROVEMENT	(7) MULTI-FAMILY DWELLING	(8) CLASS 4 ABATEMENT
01: EAST WINDSOR TWP	0	0	0	0	0	0	0	0
02: EWING TWP	0	1,522,100	0	0	0	0	0	0
03: HAMILTON TWP	0	0	0	0	0	0	0	0
04: HIGHTSTOWN BORO	0	0	0	0	0	0	0	0
05: HOPEWELL BORO	0	0	0	0	0	0	0	0
06: HOPEWELL TWP	0	1,345,600	0	0	0	0	0	0
07: LAWRENCE TWP	0	0	100,600	0	0	0	0	0
08: PENNINGTON BORO	0	0	0	0	0	0	0	0
09: PRINCETON BORO	0	0	0	0	0	0	0	0
10: PRINCETON TWP	0	0	0	0	0	0	0	0
11: TRENTON CITY	0	8,100	0	0	45,334,240	0	0	0
12: ROBINSVILLE TWP	0	375,000	0	0	0	0	0	0
13: WEST WINDSOR TWP	0	827,900	0	0	0	0	0	0
MERCER	0	4,078,700	100,600	0	45,334,240	0	0	0

2009 ABSTRACT OF RATABLES FOR THE COUNTY OF MERCER

ADDENDUM TO ABSTRACT OF RATABLES - ASSESSED VALUE OF PARTIAL EXEMPTIONS & ABATEMENTS (CONTINUED)

TAXING DISTRICTS	(9) DWELLING ABATEMENT	(10) DWELLING EXEMPTION	(11) NEW DWELLING CONVERSION ABATEMENT	(12) NEW DWELLING CONVERSION EXEMPTION	(13) MULTI-DWELLING EXEMPTION	(14) MULTI-DWELLING ABATEMENT	(15) COMMERCIAL/ INDUSTRIAL EXEMPTION	(16) TOTAL VALUE
01: EAST WINDSOR TWP	0	0	0	0	0	0	0	0
02: EWING TWP	0	3,320,300	0	0	0	0	0	4,842,400
03: HAMILTON TWP	0	1,287,900	0	0	0	0	0	1,287,900
04: HIGHTSTOWN BORO	0	0	0	0	0	0	0	0
05: HOPEWELL BORO	0	0	0	0	0	0	0	0
06: HOPEWELL TWP	0	0	0	0	0	0	0	1,345,600
07: LAWRENCE TWP	0	0	0	0	0	0	0	100,600
08: PENNINGTON BORO	0	0	0	0	0	0	0	0
09: PRINCETON BORO	0	0	0	0	0	0	0	0
10: PRINCETON TWP	0	0	0	0	0	0	0	0
11: TRENTON CITY	5,300	639,800	0	0	0	167,300	363,380	46,518,120
12: ROBBINSVILLE TWP	0	600,000	0	0	0	0	0	975,000
13: WEST WINDSOR TWP	0	0	0	0	0	0	0	827,900
MERCER	5,300	5,848,000	0	0	0	167,300	363,380	55,897,520

2009 ABSTRACT OF RATABLES FOR THE COUNTY OF MERCER

ADDENDUM - EQUALIZED VALUE BASED ON IN LIEU OF TAXES (COL. 10B)

TAXING DISTRICTS	ADDENDUM - EQUALIZED VALUE BASED ON IN LIEU OF TAXES (COL. 10B)				
	(1) C.12 PL 1977 IN LIEU OF TAX	(2) NJ HOUSING FINANCE AGENCY	(3) URBAN RENEWAL	(4) OTHER	(5) TOTAL
01: EAST WINDSOR TWP	0	0	0	0	0
02: EWING TWP	0	0	0	0	0
03: HAMILTON TWP	0	0	0	0	0
04: HIGHTSTOWN BORO	0	0	0	0	0
05: HOPEWELL BORO	0	0	0	0	0
06: HOPEWELL TWP	0	0	0	0	0
07: LAWRENCE TWP	0	0	0	0	0
08: PENNINGTON BORO	0	0	0	0	0
09: PRINCETON BORO	0	0	0	0	0
10: PRINCETON TWP	0	0	0	0	0
11: TRENTON CITY	0	0	0	0	0
12: ROBINSVILLE TWP	0	0	0	0	0
13: WEST WINDSOR TWP	0	0	0	0	0
MERCER	0	0	0	0	0





2009 ABSTRACT OF RATABLES FOR THE COUNTY OF MERCER

ADDENDUM: STATE AID ADJUSTMENT FOR BPP			ADDENDUM: REAP DISTRIBUTION SUMMARY			
TAXING DISTRICT	COUNTY	SCHOOL	MUNICIPAL	ELIGIBLE PROPERTY ASSESSMENTS	REAP AID	TAX RATE CREDIT
01: EAST WINDSOR TWP						
02: EWING TWP						
03: HAMILTON TWP						
04: HIGHTSTOWN BORO		\$54,820.00				
05: HOPEWELL BORO						
06: HOPEWELL TWP						
07: LAWRENCE TWP						
08: PENNINGTON BORO						
09: PRINCETON BORO						
10: PRINCETON TWP						
11: TRENTON CITY						
12: ROBBINSVILLE TWP						
13: WEST WINDSOR TWP						
MERCER		\$54,820.00				

2009 ABSTRACT OF RATABLES FOR THE COUNTY OF MERCER

Total Amount of Miscellaneous Revenues (included Surplus Revenues Appropriated) for the Support of the County Budget	68,336,444.00
Rate per \$100 to be applied to Column 11 for apportionment of County Taxes		45068371
Net County Taxes Apportioned (Column 12 A iii)	219,013,335.00
* Adjustments (Net Total (Column 12 A i))		-75,079.09
* Net Overpayments are added to the Net Taxes Apportioned Net Underpayments are deducted from the Net Taxes Apportioned		
Rate per \$100 to be applied to Column 11 for apportionment of Library Taxes04561725
Rate per \$100 to be applied to Column 11 for apportionment of Health Taxes00000000
Rate per \$100 to be applied to Column 11 for apportionment of Open Space Taxes03000000
County Percentage Level of Taxable Value of Real Property is 100%		

MERCER COUNTY BOARD OF TAXATION


 RICHARD CARABELL, PRESIDENT

 W. RUTH ROSSER, COMMISSIONER

 EDWARD A. HOFFMANN, COMMISSIONER

 PETER J. MCDONOUGH, COMMISSIONER

ATTEST: 9/16/09 
 MARTIN M. GUHL

I hereby certify this to be a true copy of the Abstract of Ratables and Exemptions for the County of MERCER,
 State of New Jersey for the year 2009 as filed with me by the MERCER County Board of Taxation


 DAVID MILLER
 COUNTY TREASURER

SPECIAL TAXING DISTRICTS			
	ASSESSED VALUATION	TOTAL LEVY	TAX RATE
<u>EAST WINDSOR TWP.</u>			
Garbage District #1	949,362,329	2,034,414	0.214
<u>HAMILTON TWP.</u>			
Fire District #1	6,402,942	11,926	0.18
Fire District #2	885,109,475	2,579,374	0.29
Fire District #3	405,041,097	2,643,979	0.65
Fire District #4	360,005,187	1,793,936	0.49
Fire District #5	176,547,997	1,170,832	0.66
Fire District #6	876,039,367	1,862,042	0.22
Fire District #7	1,508,245,515	2,706,290	0.18
Fire District #8	313,793,601	1,323,044	0.43
Fire District #9	652,244,100	2,908,122	0.44
<u>HOPEWELL BORO.</u>			
Fire District #1	360,138,755	139,375	0.04
<u>HOPEWELL TWP.</u>			
Fire District #1	2,735,569,300	1,367,785	0.05
Fire District #2	968,680,000	484,340	0.05
Fire District #3	784,750,700	392,375	0.05
<u>PENNINGTON BORO</u>			
Fire District #1	524,348,708	154,547	0.03

DISTRICT	REGIONAL SCHOOL LEVIES	LEVY
<u>EAST WINDSOR REGIONAL</u>		
East Windsor Twp.		49,348,541.28
Hightstown Boro		8,266,895.99
<u>HOPEWELL VALLEY REGIONAL</u>		
Hopewell Boro		4,240,962.62
Hopewell Twp.		54,142,639.45
Pennington Boro		6,306,595.77
<u>PRINCETON REGIONAL</u>		
Princeton Boro		20,506,165.10
Princeton Twp.		41,556,916.89
<u>W. WINDSOR - PLAINSBORO REGIONAL</u>		
West Windsor Twp.		81,044,602.33

FISCAL YEAR BUDGETS						
<p>The following municipalities operate under a State Fiscal Year (July 1 - June 30). Because of the change, the municipal tax levy shown in column 12CIIA reflects a tax levy used to calculate the municipal tax rate for the calendar year tax billing cycle. The final municipal budget amount to be raised by taxes is set in the adopted fiscal year budget. Shown below is the amount for the 2008 - 2009 fiscal year:</p>						
<table> <tr> <td>EWING TOWNSHIP</td> <td>\$16,219,546.01</td> </tr> <tr> <td>HAMILTON TOWNSHIP</td> <td>\$59,503,227.21</td> </tr> <tr> <td>TRENTON CITY</td> <td>\$53,011,627.92</td> </tr> </table>	EWING TOWNSHIP	\$16,219,546.01	HAMILTON TOWNSHIP	\$59,503,227.21	TRENTON CITY	\$53,011,627.92
EWING TOWNSHIP	\$16,219,546.01					
HAMILTON TOWNSHIP	\$59,503,227.21					
TRENTON CITY	\$53,011,627.92					

**2009 ABSTRACT OF RATABLES FOR THE COUNTY OF MERCER
BREAKDOWN OF GENERAL TAX RATE**

Taxing District	County Tax	Library Tax	Open Space Tax	School Tax	Municipal Open Space Tax	Municipal Purpose Tax	Total Tax Rate	Tax Rate Effective	Ratio to True Value
1. E. Windsor Township	1.004	0.102	0.067	3.469		0.628	5.270	2.367	45.05
2. Ewing Township	0.948	0.096	0.063	2.596		0.894	4.597	2.233	49.19
3. Hamilton Township	0.908		0.061	1.857		1.172	3.998	1.984	49.78
4. Hightstown Borough	0.483	0.049	0.032	1.643		0.736	2.943	2.735	93.83
5. Hopewell Borough	0.417		0.028	1.178	0.010	0.404	2.037	2.194	108.26
6. Hopewell Township	0.431	0.043	0.029	1.206	0.030	0.270	2.009	2.087	104.20
7. Lawrence Township	0.951	0.096	0.063	2.209	0.030	0.720	4.069	1.922	47.45
8. Pennington Borough	0.445		0.030	1.203	0.010	0.422	2.110	2.131	101.25
9. Princeton Borough	1.143		0.076	2.031	0.010	1.030	4.290	1.691	39.53
10. Princeton Township	0.947		0.063	1.704	0.020	0.894	3.628	1.726	47.63
11. Trenton City	0.759		0.051	1.064		2.816	4.690	2.784	61.38
12. Robbinsville Township	0.436	0.044	0.029	1.262	0.050	0.404	2.225	2.293	103.20
13. W. Windsor Township	0.449	0.046	0.030	1.304	0.030	0.331	2.190	2.195	100.47

2009 LINE ITEM BREAKDOWN

MUNICIPALITY	CLASS 1	CLASS 2	CLASS 3A	CLASS 3B	CLASS 4A	CLASS 4B	CLASS 4C	PERS. PROP	TOTAL LINE ITEMS
EAST WINDSOR	392	7,689	34	115	157	12	19	1	8,419
EWING	658	10,563	0	4	594	19	19	1	11,858
HAMILTON	1,319	28,691	62	113	1,581	58	58	1	31,883
HIGHTSTOWN	102	1,438	0	0	98	6	6	1	1,651
HOPEWELL BORO	30	663	3	3	72	2	3	1	777
HOPEWELL TWP.	375	5,876	326	539	173	30	6	1	7,326
LAWRENCE TWP.	713	9,835	47	78	411	36	20	1	11,141
PENNINGTON	55	864	0	0	55	2	3	1	980
PRINCETON BORO	142	2,084	0	0	201	0	42	1	2,470
PRINCETON TWP	380	4,892	18	39	113	2	7	1	5,452
TRENTON	1,229	21,198	0	0	2,112	87	159	1	24,786
ROBBINSVILLE	496	4,661	69	213	162	21	1	1	5,624
WEST WINDSOR	437	7,884	31	99	253	10	5	1	8,720
TOTAL	6,328	106,338	590	1,203	5,982	285	348	13	121,087

2009 RATABLE BREAKDOWN

MUNICIPALITY	CLASS 1	CLASS 2	CLASS 3A	CLASS 3B	CLASS 4A	CLASS 4B	CLASS 4C	PERS. PROP	TOTAL RATABLES
EAST WINDSOR	25,441,100	1,027,073,500	5,641,500	1,457,280	224,058,500	64,477,300	72,171,000	1,999,449	1,422,319,629
EWING	21,081,300	1,303,560,800	-	22,300	418,748,700	14,937,800	66,335,700	8,783,222	1,832,469,822
HAMILTON	67,175,459	3,848,536,560	14,173,550	3,013,176	981,648,650	96,414,400	156,514,000	15,963,486	5,183,429,281
HIGHTSTOWN	7,038,500	369,033,900	-	-	75,358,900	7,051,600	15,796,500	5,449,518	499,728,918
HOPEWELL BORO	4,512,700	286,872,200	2,032,500	28,700	51,614,400	857,700	2,322,900	1,897,655	360,138,755
HOPEWELL TWP	73,046,500	3,133,774,300	277,719,300	5,840,500	585,026,000	401,139,500	5,231,600	7,222,300	4,489,000,000
LAWRENCE	41,359,900	1,618,650,550	16,365,000	619,500	833,289,973	45,157,200	128,828,700	3,859,603	2,688,130,426
PENNINGTON	2,568,100	456,274,500	-	-	53,672,000	7,594,900	1,729,100	2,510,108	524,348,708
PRINCETON BORO	15,711,700	733,069,400	-	-	209,353,700	-	48,576,800	2,881,200	1,009,592,800
PRINCETON TWP	47,143,000	2,112,050,500	19,419,900	324,710	174,077,500	5,180,100	78,435,100	1,982,461	2,438,623,271
TRENTON	19,115,080	1,322,452,320	-	-	537,886,880	43,058,100	48,706,300	12,666,783	1,983,865,463
ROBBINSVILLE	91,818,700	1,875,007,800	31,062,700	2,128,327	278,125,500	349,358,500	9,849,500	4,144,234	2,641,495,261
WEST WINDSOR	66,220,410	4,331,037,300	31,212,900	1,645,449	1,541,964,794	75,128,900	151,810,500	18,295,166	6,217,315,419
TOTAL	482,232,449	22,447,393,630	397,627,350	15,079,942	5,964,805,497	1,110,356,000	785,307,700	87,655,185	31,290,457,753

MERCER COUNTY COLLECTORS

MUNICIPALITY	COLLECTOR	MAILING ADDRESS	TELEPHONE
1. East Windsor Township	Lois A. Burns	16 Lanning Blvd., E. Windsor, N.J. 08520	609-443-4000
2. Ewing Township	Thomas Hespe	2 Jake Garzio Drive, Trenton, N.J. 08628	609-883-2900
3. Hamilton Township	Michele Rossi	2090 Greenwood Ave., Hamilton, N.J. 08609	609-890-3654
4. Hightstown Borough	Kathy Monzo	148 N. Main St., Hightstown, N.J. 08520	609-490-0062
5. Hopewell Borough	Donna Griffiths	P.O. Box 128, Hopewell, N.J. 08525	609-466-0965
6. Hopewell Township	Mary Kennedy	201 Wash. Cross. - Penn. Rd., Titusville, N.J. 08560	609-737-0607
7. Lawrence Township	Alice W. Fish	P.O. Box 6006, Lawrenceville, N.J. 08648	609-844-7037
8. Pennington Borough	Sandra Webb	30 N. Main St., Pennington, N.J. 08534	609-737-0276
9. Princeton Borough	Carol Coe	P.O. Box 390, Princeton, N.J. 08540	609-497-7607
10. Princeton Township	Kathy Monzo	400 Witherspoon St., Princeton, N.J. 08540	609-924-1084
11. Trenton City	Edward A. Kirkendoll	319 E. State St., Trenton, N.J. 08608	609-989-3083
12. Robbinsville Township	Janice Garcia	1 Washington Blvd., Suite 6, Robbinsville, NJ 08691	609-426-0045
13. West Windsor Township	Rita Carr	271 Clarksville Rd., Princeton Jct., N.J. 08550	609-799-2400

MERCER COUNTY ASSESSORS

MUNICIPALITY	ASSESSOR	MAILING ADDRESS	TELEPHONE
1. East Windsor Township	H. Rick Kline	16 Lanning Blvd., E. Windsor, N.J. 08520	609-443-4000
2. Ewing Township	Jeffrey Burd	2 Jake Garzio Drive, Trenton, N.J. 08628	609-883-2900
3. Hamilton Township	Donald Kosul	2090 Greenwood Ave., Hamilton, N.J. 08609	609-890-3654
4. Hightstown Borough	Kenneth Pacera	148 N. Main St., Hightstown, N.J. 08520	609-490-0062
5. Hopewell Borough	Christopher L. Fuges	4 Forrest Blend Dr., Titusville, N.J. 08560	609-466-0965
6. Hopewell Township	Antoinette Sost	201 Wash. Cross.- Penn. Rd., Titusville, N.J. 08560	609-737-0607
7. Lawrence Township	Geoffrey Accolla	P.O. Box 6006, Lawrenceville, N.J. 08648	609-844-7037
8. Pennington Borough	Antoinette Sost	30 N. Main St., Pennington, N.J. 08534	609-737-0276
9. Princeton Borough	Neal A. Snyder	P.O. Box 390, Princeton, N.J. 08540	609-497-7607
10. Princeton Township	Neal A. Snyder	400 Witherspoon St., Princeton, N.J. 08540	609-924-1084
11. Trenton City	Patricia Hice	319 E. State St., Trenton, N.J. 08608	609-989-3083
12. Robbinsville Township	Gregory J. Busa	1 Washington Blvd., Suite 6, Robbinsville, NJ 08691	609-426-0045
13. West Windsor Township	Stephen Benner	271 Clarksville Rd., Princeton Jct., N.J. 08550	609-799-2400

