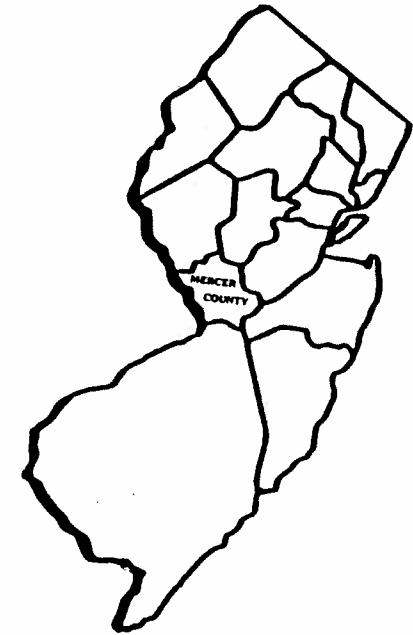




2012 ABSTRACT OF RATABLES



MERCER COUNTY BOARD OF TAXATION

RICHARD J. CARABELLI, PRESIDENT
EDWARD A. HOFFMAN ESQ, COMMISSIONER
HAZEL A. HOLLOWAY, COMMISSIONER
JOHN W. HARTMANN ESQ, COMMISSIONER

MARTIN M. GUHL, TAX ADMINISTRATOR
TINA M. ROONEY, ASST. TAX ADMINISTRATOR

TELEPHONE - 609-989-6704

ADDRESS - 640 S. BROAD ST., TRENTON, N. J., 08650
E-MAIL - MGUHL@MERCERCOUNTY.ORG

FAX - 609-396-4510

2012 ABSTRACT OF RATABLES FOR THE COUNTY OF MERCER

TAXING DISTRICTS	1		2	3	4	5	6
	TAXABLE VALUE						
	(A)	(B)					
LAND	IMPROVEMENTS (INCLUDES PARTIAL EXEMPTIONS & ABATEMENTS)	TAXABLE VALUE OF LAND AND IMPROVEMENTS (COL 1A+1B)	TOTAL TAXABLE VALUE OF PARTIAL EXEMPTIONS & ABATEMENTS (ASSESSED VAL.)	NET TAXABLE VALUE OF LAND & IMPROVEMENTS (COL 2-3)	TAXABLE VALUE COMMUNICATION EQUIPMENT	NET TAXABLE VALUE (COL 4+5)	
01:EAST WINDSOR TWP	1,259,308,350	1,555,820,800	2,815,129,150	0	2,815,129,150	4,455,660	2,819,584,810
02:EWING TWP	599,744,200	1,289,227,900	1,888,972,100	3,739,700	1,885,232,400	9,613,329	1,894,845,729
03:HAMILTON TWP	1,560,526,301	3,579,911,750	5,140,438,051	823,200	5,139,614,851	18,695,945	5,158,310,796
04:HIGHTSTOWN BORO	206,499,000	270,564,800	477,063,800	0	477,063,800	4,266,822	481,330,622
05:HOPEWELL BORO	199,988,700	145,335,500	345,324,200	0	345,324,200	1,897,655	347,221,855
06:HOPEWELL TWP	1,653,406,700	2,399,014,200	4,052,420,900	1,473,700	4,050,947,200	6,828,000	4,057,775,200
07:LAWRENCE TWP	850,182,250	1,674,458,940	2,524,641,190	100,600	2,524,540,590	3,302,202	2,527,842,792
08:PENNINGTON BORO	268,460,900	225,484,500	493,945,400	0	493,945,400	2,481,413	496,426,813
09:PRINCETON BORO	1,208,492,985	971,861,750	2,180,354,735	0	2,180,354,735	6,319,781	2,186,674,516
10:PRINCETON TWP	2,413,050,210	2,168,451,999	4,581,502,209	0	4,581,502,209	4,760,781	4,586,262,990
11:TRENTON CITY	435,739,120	1,572,807,150	2,008,546,270	38,160,300	1,970,385,970	14,149,127	1,984,535,097
12:ROBBINSVILLE TWP	1,181,043,220	1,282,259,000	2,463,302,220	2,854,700	2,460,447,520	3,781,126	2,464,228,646
13:WEST WINDSOR TWP	2,252,945,664	3,688,797,889	5,941,743,553	2,455,300	5,939,288,253	15,473,552	5,954,761,805
MERCER	14,089,387,600	20,823,996,178	34,913,383,778	49,607,500	34,863,776,278	96,025,393	34,959,801,671

2012 ABSTRACT OF RATABLES FOR THE COUNTY OF MERCER

TAXING DISTRICTS	7	8	9		10		11
	GENERAL TAX RATE PER \$100	COUNTY EQUALI- ZATION RATIO	TRUE VALUE		EQUALIZATION		
			(A) UEZ ABATEMENT EXPIRED	(B) CLASS II RAILROADS	(A) AMOUNTS DEDUCTED	(B) AMOUNTS ADDED	
01:EAST WINDSOR TWP	2.921	94.92%	0	0		161,603,909	2,981,188,719
02:EWING TWP	5.107	59.99%	0	0		1,299,884,936	3,194,730,665
03:HAMILTON TWP	4.074	56.51%	0	0		4,001,844,234	9,160,155,030
04:HIGHTSTOWN BORO	3.188	104.39%	0	0	17,299,101		464,031,521
05:HOPEWELL BORO	2.293	105.79%	0	0	17,506,233		329,715,622
06:HOPEWELL TWP	2.359	101.66%	0	0	53,933,378		4,003,841,822
07:LAWRENCE TWP	4.489	49.20%	0	0		2,634,000,223	5,161,843,015
08:PENNINGTON BORO	2.371	100.98%	0	0	3,807,326		492,619,487
09:PRINCETON BORO	2.105	91.55%	0	0		211,644,915	2,398,319,431
10:PRINCETON TWP	2.045	95.65%	0	0		215,966,800	4,802,229,790
11:TRENTON CITY	5.534	72.20%	1,910,596	0		847,321,283	2,829,945,784
12:ROBBINSVILLE TWP	2.665	101.55%	0	0	35,049,539		2,429,179,107
13:WEST WINDSOR TWP	2.461	96.18%	0	0		246,942,278	6,201,704,083
MERCER		%	1,910,596	0	127,595,577	9,619,208,578	44,449,504,076

2012 ABSTRACT OF RATABLES FOR THE COUNTY OF MERCER

TAXING DISTRICT	SECTION 12 - A							
	(i)	(ii)				(iii)	(iv)	(v)
	TOTAL COUNTY TAXES APPORTIONED	ADJUSTMENTS RESULTING FROM:				NET COUNTY TAXES APPORTIONED	MUNICIPAL BUDGET STATE AID	NET COUNTY TAXES APPORTIONED LESS STATE AID (COL.12 AIII-12AIV-COUNTY BPP ADJUSTMENT)
		(A) EQUAL TABLE APPEALS		(B) APPEALS & CORRECTIONS				
DEDUCT OVERPAY		ADD UNDERPAY	DEDUCT OVERPAY	ADD UNDERPAY				
01:EAST WINDSOR TWP	15,794,570.37	.00	.00	6,511.11	.00	15,788,059.26	.00	15,788,059.26
02:EWING TWP	16,925,932.25	.00	.00	.00	688,682.59	17,614,614.84	.00	17,614,614.84
03:HAMILTON TWP	48,531,215.84	.00	.00	150,645.01	.00	48,380,570.83	.00	48,380,570.83
04:HIGHTSTOWN BORO	2,458,475.19	.00	.00	8,930.25	.00	2,449,544.94	.00	2,449,544.94
05:HOPEWELL BORO	1,746,859.08	.00	.00	8,996.96	.00	1,737,862.12	.00	1,737,862.12
06:HOPEWELL TWP	21,212,666.27	.00	.00	.00	836,114.15	22,048,780.42	.00	22,048,780.42
07:LAWRENCE TWP	27,347,846.92	.00	.00	357,672.95	.00	26,990,173.97	.00	26,990,173.97
08:PENNINGTON BORO	2,609,936.47	.00	.00	3,695.37	.00	2,606,241.10	.00	2,606,241.10
09:PRINCETON BORO	12,706,483.41	.00	.00	29,107.88	.00	12,677,375.53	.00	12,677,375.53
10:PRINCETON TWP	25,442,588.00	.00	.00	55,275.85	.00	25,387,312.15	.00	25,387,312.15
11:TRENTON CITY	14,993,273.50	.00	.00	67,260.74	.00	14,926,012.76	.00	14,926,012.76
12:ROBBINSVILLE TWP	12,869,980.38	.00	.00	45,175.98	.00	12,824,804.40	.00	12,824,804.40
13:WEST WINDSOR TWP	32,857,114.18	.00	.00	43,945.50	.00	32,813,168.68	.00	32,813,168.68
MERCER	235,496,941.86	.00	.00	777,217.60	1,524,796.74	236,244,521.00	.00	236,244,521.00

2012 ABSTRACT OF RATABLES FOR THE COUNTY OF MERCER

TAXING DISTRICTS	SECTION 12 - B			SECTION 12 - C		
	(A)	(B)	(C)	LOCAL TAXES TO BE RAISED FOR:		
	COUNTY LIBRARY TAXES APPORTIONED	COUNTY HEALTH SERVICE TAXES APPORTIONED	COUNTY OPEN SPACE TAXES APPORTIONED	(i) DISTRICT SCHOOL PURPOSES		
				(A) DISTRICT SCHOOL (adjusted for BPP)	(B) REG., CONSOL. & JOINT SCHOOL (adjusted for BPP)	(C) LOCAL SCHOOL (adjusted for BPP)
01:EAST WINDSOR TWP	1,600,922.90	.00	595,966.96	.00	52,653,898.91	.00
02:EWING TWP	1,790,153.13	.00	670,892.74	53,335,558.00	.00	.00
03:HAMILTON TWP	.00	.00	1,825,743.56	98,041,074.50	.00	.00
04:HIGHTSTOWN BORO	248,307.62	.00	92,438.80	.00	8,204,935.07	.00
05:HOPEWELL BORO	.00	.00	65,572.54	.00	4,494,250.72	.00
06:HOPEWELL TWP	2,240,517.97	.00	838,415.70	.00	57,166,011.01	.00
07:LAWRENCE TWP	2,734,398.68	.00	1,017,648.88	59,452,163.87	.00	.00
08:PENNINGTON BORO	.00	.00	98,372.76	.00	6,844,591.86	.00
09:PRINCETON BORO	.00	.00	478,472.66	.00	22,380,495.14	.00
10:PRINCETON TWP	.00	.00	958,152.15	.00	44,918,715.85	.00
11:TRENTON CITY	.00	.00	563,167.33	21,115,662.00	.00	2,048,483.00
12:ROBBINSVILLE TWP	1,300,143.78	.00	483,706.65	36,446,392.00	.00	.00
13:WEST WINDSOR TWP	3,327,211.92	.00	1,238,494.27	.00	85,110,195.09	.00
MERCER	13,241,656.00	.00	8,927,045.00	268,390,850.37	281,773,093.65	2,048,483.00

2012 ABSTRACT OF RATABLES FOR THE COUNTY OF MERCER

TAXING DISTRICTS	SECTION 12 - C			SECTION 12 - D
	LOCAL TAXES TO BE RAISED FOR:			TOTAL LEVY ON WHICH TAX RATE IS COMPUTED
	(ii) LOCAL MUNICIPAL PURPOSES			
	(A) MUNICIPAL BUDGET (adjusted for BPP)	(B) MUNICIPAL OPEN SPACE BUDGET	(C) MUNICIPAL LIBRARY BUDGET	
01:EAST WINDSOR TWP	11,704,705.00	.00	.00	82,343,553.03
02:EWING TWP	23,350,248.44	.00	.00	96,761,467.15
03:HAMILTON TWP	58,840,987.63	.00	3,037,370.00	210,125,746.52
04:HIGHTSTOWN BORO	4,345,693.00	.00	.00	15,340,919.43
05:HOPEWELL BORO	1,517,616.13	34,722.00	110,389.00	7,960,412.51
06:HOPEWELL TWP	12,211,510.44	1,217,331.00	.00	95,722,566.54
07:LAWRENCE TWP	22,518,589.80	758,352.00	.00	113,471,327.20
08:PENNINGTON BORO	2,005,564.32	49,642.00	164,440.89	11,768,852.93
09:PRINCETON BORO	9,456,742.59	218,685.54	799,609.31	46,011,380.77
10:PRINCETON TWP	19,958,902.64	923,356.00	1,609,195.90	93,755,634.69
11:TRENTON CITY	* 70,250,450.00	.00	912,667.00	109,816,442.09
12:ROBBINSVILLE TWP	13,361,195.59	1,232,114.30	.00	65,648,356.72
13:WEST WINDSOR TWP	22,271,110.61	1,786,428.54	.00	146,546,609.11
MERCER	271,793,316.19	6,220,631.38	6,633,672.10	1,095,273,268.69

*FISCAL YEAR DISTRICT

2012 ABSTRACT OF RATABLES FOR THE COUNTY OF MERCER

TAXING DISTRICTS	SECTION 13						
	REAL PROPERTY EXEMPT FROM TAXATION						
	(A) PUBLIC SCHOOL	(B) OTHER SCHOOL	(C) PUBLIC PROPERTY	(D) CHURCH AND CHARITABLE	(E) CEMETERIES AND GRAVEYARDS	(F) OTHER EXEMPTS	(G) TOTAL AMOUNT OF EXEMPTS (13A+B+C+D+E+F)
01:EAST WINDSOR TWP	64,788,900	11,880,900	50,406,200	8,373,000	466,500	49,369,500	185,285,000
02:EWING TWP	54,384,500	190,630,000	340,140,900	32,933,710	5,851,100	29,849,400	653,789,610
03:HAMILTON TWP	116,172,800	2,618,400	162,927,323	85,852,100	10,840,900	101,832,950	480,244,473
04:HIGHTSTOWN BORO	51,849,900	57,694,600	18,092,100	17,264,400	2,364,500	7,265,400	154,530,900
05:HOPEWELL BORO	7,146,500	0	7,713,800	7,861,800	425,000	1,352,200	24,499,300
06:HOPEWELL TWP	55,848,700	15,797,400	228,272,300	16,244,800	1,728,300	189,510,500	507,402,000
07:LAWRENCE TWP	32,642,900	189,731,300	72,355,250	51,336,300	302,000	54,862,050	401,229,800
08:PENNINGTON BORO	9,571,300	21,619,700	9,508,700	11,308,600	1,791,700	33,052,200	86,852,200
09:PRINCETON BORO	31,804,400	1,138,340,500	90,465,900	187,343,400	3,634,100	4,815,000	1,456,403,300
10:PRINCETON TWP	45,470,900	581,315,100	168,536,400	92,139,300	513,000	35,982,500	923,957,200
11:TRENTON CITY	129,979,200	17,904,700	1,449,402,920	100,896,800	4,417,300	446,058,210	2,148,659,130
12:ROBBINSVILLE TWP	68,513,600	0	91,241,378	14,321,321	2,393,500	18,565,400	195,035,199
13:WEST WINDSOR TWP	247,851,352	11,962,200	258,611,970	79,657,570	28,500	16,914,400	615,025,992
MERCER	916,024,952	2,239,494,800	2,947,675,141	705,533,101	34,756,400	989,429,710	7,832,914,104

2012 ABSTRACT OF RATABLES FOR THE COUNTY OF MERCER

TAXING DISTRICTS	SECTION 14				SECTION 15	
	AMOUNT OF MISCELLANEOUS REVENUES TO SUPPORT LOCAL BUDGET				DEDUCTIONS ALLOWED	
	(A) SURPLUS REVENUE	(B) MISCELLANEOUS REVENUES ANTICIPATED	(C) RECEIPTS FROM DELINQUENT TAX	(D) TOTAL OF MISCELLANEOUS REVENUES (COL. 14A+B+C)	(A) SENIOR CITIZEN, DISABLED AND SURVIVING SPOUSE	(B) VETERANS AND WIDOWS
01:EAST WINDSOR TWP	1,606,507.00	6,237,496.00	735,000.00	8,579,003.00	22,000.00	93,750.00
02:EWING TWP	1,757,867.63	16,378,894.00	675,000.00	18,811,761.63	67,250.00	314,250.00
03:HAMILTON TWP	7,029,270.82	28,264,788.06	913,827.91	36,207,886.79	304,000.00	1,028,000.00
04:HIGHTSTOWN BORO	400,000.00	1,705,064.14	250,000.00	2,355,064.14	5,250.00	26,500.00
05:HOPEWELL BORO	258,000.00	989,877.80	140,000.00	1,387,877.80	2,750.00	13,250.00
06:HOPEWELL TWP	1,915,811.16	4,752,016.43	1,210,000.00	7,877,827.59	17,250.00	133,750.00
07:LAWRENCE TWP	4,440,000.00	16,130,367.89	940,000.00	21,510,367.89	47,000.00	181,000.00
08:PENNINGTON BORO	100,000.00	647,158.88	230,939.39	978,098.27	1,000.00	18,250.00
09:PRINCETON BORO	800,000.00	14,740,283.65	694,703.00	16,234,986.65	4,750.00	24,000.00
10:PRINCETON TWP	5,000,000.00	10,120,357.50	801,400.00	15,921,757.50	4,750.00	76,250.00
11:TRENTON CITY	.00	112,075,208.71	606,092.00	112,681,300.71	174,500.00	209,250.00
12:ROBBINSVILLE TWP	2,250,000.00	6,290,981.77	455,000.00	8,995,981.77	16,000.00	62,750.00
13:WEST WINDSOR TWP	4,575,000.00	9,870,889.39	600,000.00	15,045,889.39	5,750.00	83,750.00
MERCER	30,132,456.61	228,203,384.22	8,251,962.30	266,587,803.13	672,250.00	2,264,750.00

*MISCELLANEOUS REVENUES REFLECTED IN THE 2011-2012 FISCAL YEAR BUDGET

2012 ABSTRACT OF RATABLES FOR THE COUNTY OF MERCER

	ADDENDUM TO ABSTRACT OF RATABLES -- ASSESSED VALUE OF PARTIAL EXEMPTIONS & ABATEMENTS (COLUMN 3)								
	(1) POLLUTION CONTROL	(2) FIRE SUPPRESSION	(3) FALLOUT SHELTER	(4) WATER- SEWER FACILITY	(5) RENEWABLE ENERGY	(6) UEZ ABATEMENT	(7) HOME IMPROVEMENT	(8) MULTI- FAMILY DWELLING	(9) CLASS 4 ABATEMENT
TAXING DISTRICTS									
01:EAST WINDSOR TWP	0	0	0	0	0	0	0	0	0
02:EWING TWP	0	1,522,100	0	0	0	0	0	0	0
03:HAMILTON TWP	0	0	0	0	0	0	0	0	0
04:HIGHTSTOWN BORO	0	0	0	0	0	0	0	0	0
05:HOPEWELL BORO	0	0	0	0	0	0	0	0	0
06:HOPEWELL TWP	0	1,473,700	0	0	0	0	0	0	0
07:LAWRENCE TWP	0	100,600	0	0	0	0	0	0	0
08:PENNINGTON BORO	0	0	0	0	0	0	0	0	0
09:PRINCETON BORO	0	0	0	0	0	0	0	0	0
10:PRINCETON TWP	0	0	0	0	0	0	0	0	0
11:TRENTON CITY	0	8,100	0	0	0	37,821,100	0	0	0
12:ROBBINSVILLE TWP	0	2,854,700	0	0	0	0	0	0	0
13:WEST WINDSOR TWP	0	2,455,300	0	0	0	0	0	0	0
MERCER	0	8,414,500	0	0	0	37,821,100	0	0	0

2012 ABSTRACT OF RATABLES FOR THE COUNTY OF MERCER

TAXING DISTRICTS	ADDENDUM TO ABSTRACT OF RATABLES -- ASSESSED VALUE OF PARTIAL EXEMPTIONS & ABATEMENTS (CONTINUED)							
	(10) DWELLING ABATEMENT	(11) DWELLING EXEMPTION	(12) NEW DWELLING CONVERSION ABATEMENT	(13) NEW DWELLING CONVERSION EXEMPTION	(14) MULTI-DWELLING EXEMPTION	(15) MULTI-DWELLING ABATEMENT	(16) COMMERCIAL/ INDUSTRIAL EXEMPTION	(17) TOTAL VALUE
01: EAST WINDSOR TWP	0	0	0	0	0	0	0	0
02: EWING TWP	0	2,217,600	0	0	0	0	0	3,739,700
03: HAMILTON TWP	0	823,200	0	0	0	0	0	823,200
04: HIGHTSTOWN BORO	0	0	0	0	0	0	0	0
05: HOPEWELL BORO	0	0	0	0	0	0	0	0
06: HOPEWELL TWP	0	0	0	0	0	0	0	1,473,700
07: LAWRENCE TWP	0	0	0	0	0	0	0	100,600
08: PENNINGTON BORO	0	0	0	0	0	0	0	0
09: PRINCETON BORO	0	0	0	0	0	0	0	0
10: PRINCETON TWP	0	0	0	0	0	0	0	0
11: TRENTON CITY	0	258,600	0	0	0	0	72,500	38,160,300
12: ROBBINSVILLE TWP	0	0	0	0	0	0	0	2,854,700
13: WEST WINDSOR TWP	0	0	0	0	0	0	0	2,455,300
MERCER	0	3,299,400	0	0	0	0	72,500	49,607,500

2012 ABSTRACT OF RATABLES FOR THE COUNTY OF MERCER

ADDENDUM -- EQUALIZED VALUE BASED ON IN LIEU OF TAXES (COL.10B)

TAXING DISTRICTS	(1) C.12 PL 1977 IN LIEU OF TAX	(2) NJ HOUSING FINANCE AGENCY	(3) URBAN RENEWAL	(4) OTHER	(5) TOTAL
01:EAST WINDSOR TWP	0	0	0	0	0
02:EWING TWP	0	0	0	0	0
03:HAMILTON TWP	0	0	0	0	0
04:HIGHTSTOWN BORO	0	0	0	0	0
05:HOPEWELL BORO	0	0	0	0	0
06:HOPEWELL TWP	0	0	0	0	0
07:LAWRENCE TWP	0	0	0	0	0
08:PENNINGTON BORO	0	0	0	0	0
09:PRINCETON BORO	0	0	0	0	0
10:PRINCETON TWP	0	0	0	0	0
11:TRENTON CITY	0	0	0	0	0
12:ROBBINSVILLE TWP	0	0	0	0	0
13:WEST WINDSOR TWP	0	0	0	0	0
MERCER	0	0	0	0	0

2012 ABSTRACT OF RATABLES FOR THE COUNTY OF MERCER

TAXING DISTRICT	ADDENDUM: STATE AID ADJUSTMENT FOR BPP			ADDENDUM: REAP DISTRIBUTION SUMMARY		
	COUNTY	SCHOOL	MUNICIPAL	ELIGIBLE PROPERTY ASSESSMENTS	R.E.A.P. AID	TAX RATE CREDIT
01: EAST WINDSOR TWP						
02: EWING TWP						
03: HAMILTON TWP						
04: HIGHTSTOWN BORO		\$41,904.00				
05: HOPEWELL BORO						
06: HOPEWELL TWP						
07: LAWRENCE TWP						
08: PENNINGTON BORO						
09: PRINCETON BORO						
10: PRINCETON TWP						
11: TRENTON CITY						
12: ROBBINSVILLE TWP						
13: WEST WINDSOR TWP						
MERCER		\$41,904.00				

2012 ABSTRACT OF RATABLES FOR THE COUNTY OF MERCER

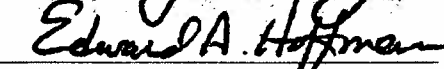
TAXING DISTRICT	SPECIAL TAXING DISTRICTS				
	SPECIAL TAXING DISTRICT	NUMBER OF RATABLES	RATABLE VALUE	BUDGET	SPECIAL DISTRICT RATE

2012 ABSTRACT OF RATABLES FOR THE COUNTY OF MERCER


Total Amount of Miscellaneous Revenues (included Surplus Revenues Appropriated) for the Support of the County Budget	64,141,661.00
Rate per \$100 to be applied to Column 11 for apportionment of County Taxes52980780
Net County Taxes Apportioned (Column 12 A iii)	236,244,521.00
* Adjustments (Net Total (Column 12 A i))	-747,579.14
* Net Overpayments are added to the Net Taxes Apportioned Net Underpayments are deducted from the Net Taxes Apportioned	
Rate per \$100 to be applied to Column 11 for apportionment of Library Taxes05372477
Rate per \$100 to be applied to Column 11 for apportionment of Health Taxes00000000
Rate per \$100 to be applied to Column 11 for apportionment of Open Space Taxes02000000
County Percentage Level of Taxable Value of Real Property is 100%	

MERCER COUNTY BOARD OF TAXATION


 RICHARD J. CABABELLI, PRESIDENT



 EDWARD A. HOFFMAN, COMMISSIONER


 HAZEL A. HOLLOWAY, COMMISSIONER


 JOHN W. HARTMANN, COMMISSIONER

ATTEST: 
 MARTIN M GUHL

I hereby certify this to be a true copy of the Abstract of Ratables and Exemptions for the County of MERCER, State of New Jersey for the year 2012 as filed with me by the MERCER County Board of Taxation


 DAVID MILLER
 COUNTY TREASURER

SPECIAL TAXING DISTRICTS

	ASSESSED VALUATION	TOTAL LEVY	TAX RATE
<u>EAST WINDSOR TWP.</u>			
Garbage District #1	1,814,383,428	2,160,428	0.119
<u>HAMILTON TWP.</u>			
Fire District #1	6,420,865	10,922	0.170
Fire District #2	885,295,667	3,238,331	0.360
Fire District #3	411,961,439	3,511,221	0.850
Fire District #4	351,403,929	2,141,333	0.610
Fire District #5	167,742,039	1,319,842	0.780
Fire District #6	863,125,109	1,988,812	0.230
Fire District #7	1,501,010,507	3,235,665	0.220
Fire District #8	310,531,108	1,367,199	0.440
Fire District #9	660,820,133	3,239,032	0.490
<u>HOPEWELL BORO.</u>			
Fire District #1	347,221,855	171,224	0.050
<u>HOPEWELL TWP.</u>			
Fire District #1	2,472,106,500	1,631,590	0.066
Fire District #2	883,905,500	583,377	0.066
Fire District #3	701,763,200	463,163	0.066
<u>PENNINGTON BORO</u>			
Fire District #1	496,426,813	149,000	0.030

REGIONAL SCHOOL LEVIES

DISTRICT	LEVY
<u>EAST WINDSOR REGIONAL</u>	
East Windsor Twp.	52,653,898.91
Hightstown Boro	8,204,935.07
<u>HOPEWELL VALLEY REGIONAL</u>	
Hopewell Boro	4,494,250.72
Hopewell Twp.	57,166,011.00
Pennington Boro	6,844,591.86
<u>PRINCETON REGIONAL</u>	
Princeton Boro	22,380,495.14
Princeton Twp.	44,918,715.85
<u>W. WINDSOR - PLAINSBORO REGIONAL</u>	
West Windsor Twp.	85,110,195.09

FISCAL YEAR BUDGETS

The following municipalities operate under a State Fiscal Year (July1 - June 30). Because of the change, the municipal tax levy shown in column 12CIIA reflects a tax levy used to calculate the municipal tax rate for the calendar year tax billing cycle. The final municipal budget amount to be raised by taxes is set in the adopted fiscal year budget. Shown below is the amount for the 2011 - 2012 fiscal year:

TRENTON CITY **\$69,849,830.36**

2012 ABSTRACT OF RATABLES FOR THE COUNTY OF MERCER

BREAKDOWN OF GENERAL TAX RATE

Taxing District	County Tax	County Library Tax	Open Space Tax	School Tax	Municipal Purpose Tax	Municipal Open Space Tax	Municipal Library Tax	Total Tax Rate	Tax Rate Effective	Ratio to True Value
1. E. Windsor Twp.	0.560	0.057	0.022	1.867	0.415			2.921	2.762	0.95
2. Ewing Twp.	0.930	0.095	0.035	2.815	1.232			5.107	3.029	59.99
3. Hamilton Twp.	0.938		0.035	1.901	1.141		0.059	4.074	2.294	56.51
4. Hightstown Boro.	0.509	0.052	0.019	1.705	0.903			3.188	3.306	104.39
5. Hopewell Boro.	0.501		0.019	1.294	0.437	0.010	0.032	2.293	2.414	105.79
6. Hopewell Twp.	0.543	0.055	0.021	1.409	0.301	0.030		2.359	2.391	101.66
7. Lawrence Twp.	1.068	0.108	0.040	2.352	0.891	0.030		4.489	2.198	49.20
8. Pennington Boro.	0.525		0.020	1.379	0.404	0.010	0.033	2.371	2.389	100.98
9. Princeton Boro.	0.580		0.022	1.023	0.433	0.010	0.037	2.105	1.918	91.55
10. Princeton Twp.	0.554		0.021	0.980	0.435	0.020	0.035	2.045	1.952	95.65
11. Trenton City	0.752		0.029	1.064	3.643		0.046	5.534	3.881	72.20
12. Robbinsville Twp.	0.521	0.053	0.020	1.479	0.542	0.050		2.665	2.702	101.55
13. W. Windsor Twp.	0.551	0.056	0.021	1.429	0.374	0.030		2.461	2.363	96.18

2012 LINE ITEM BREAKDOWN

MUNICIPALITY	CLASS 1	CLASS 2	CLASS 3A	CLASS 3B	CLASS 4A	CLASS 4B	CLASS 4C	PERS. PROP	TOTAL LINE ITEMS
EAST WINDSOR	347	7,719	33	108	158	13	19	1	8,398
EWING	519	10,670	0	0	593	34	20	2	11,838
HAMILTON	1,558	28,812	61	116	1,607	60	60	1	32,275
HIGHTSTOWN	76	1,459	0	0	100	7	6	1	1,649
HOPEWELL BOR	34	661	3	3	71	2	2	1	777
HOPEWELL TWP	350	5,867	333	547	172	29	7	1	7,306
LAWRENCE	654	9,894	46	75	420	37	20	1	11,147
PENNINGTON	52	872	0	0	55	2	2	1	984
PRINCETON BOR	232	2,110	0	0	257	0	74	1	2,674
PRINCETON TWP	351	4,895	25	47	134	2	135	1	5,590
TRENTON	1,146	21,319	0	0	2,062	84	164	1	24,776
ROBBINSVILLE	450	4,779	66	201	163	22	1	1	5,683
WEST WINDSOR	299	8,021	31	94	257	10	5	1	8,718
TOTAL	6,068	107,078	598	1,191	6,049	302	515	14	121,815

2012 RATABLE BREAKDOWN

MUNICIPALITY	CLASS 1	CLASS 2	CLASS 3A	CLASS 3B	CLASS 4A	CLASS 4B	CLASS 4C	PERS. PROP	TOTAL RATABLES
EAST WINDSOR	46,305,400	2,048,055,300	11,100,600	1,858,600	441,903,650	112,938,400	152,967,200	4,455,660	2,819,584,810
EWING	22,470,800	1,315,688,800	-	-	463,295,800	18,960,500	64,816,500	9,613,329	1,894,845,729
HAMILTON	50,915,209	3,856,632,500	14,226,550	1,772,042	960,241,400	99,139,400	156,687,750	18,695,945	5,158,310,796
HIGHTSTOWN	4,038,700	385,259,000	-	-	66,571,600	6,454,300	14,740,200	4,266,822	481,330,622
HOPEWELL BORO	5,251,100	285,641,000	1,890,200	28,000	49,958,300	857,700	1,697,900	1,897,655	347,221,855
HOPEWELL TWP	54,584,900	2,784,798,700	267,518,400	5,397,400	529,848,000	403,178,400	5,621,400	6,828,000	4,057,775,200
LAWRENCE	30,120,300	1,591,230,050	16,385,400	586,100	734,947,890	42,223,150	109,047,700	3,302,202	2,527,842,792
PENNINGTON	2,020,300	434,578,600	-	-	49,894,800	6,633,300	818,400	2,481,413	496,426,813
PRINCETON BORO	49,606,600	1,578,427,085	-	-	464,570,250	-	87,750,800	6,319,781	2,186,674,516
PRINCETON TWP	77,443,600	3,987,678,899	55,138,500	344,710	326,944,100	8,981,700	124,970,700	4,760,781	4,586,262,990
TRENTON	17,546,890	1,339,504,920	-	-	523,470,660	37,949,100	51,914,400	14,149,127	1,984,535,097
ROBBINSVILLE	65,315,040	1,839,222,800	29,123,200	1,896,380	235,098,900	282,941,200	6,850,000	3,781,126	2,464,228,646
WEST WINDSOR	46,012,810	4,202,312,700	30,840,900	1,575,149	1,434,983,694	71,905,000	151,658,000	15,473,552	5,954,761,805
TOTAL	471,631,649	25,649,030,354	426,223,750	13,458,381	6,281,729,044	1,092,162,150	929,540,950	96,025,393	34,959,801,671

MERCER COUNTY COLLECTORS

MUNICIPALITY	COLLECTOR	MAILING ADDRESS	TELEPHONE
1. East Windsor Township	Lois A. Burns	16 Lanning Blvd., E. Windsor, N.J. 08520	609-443-4000
2. Ewing Township	Thomas Hespe	2 Jake Garzio Drive, Trenton, N.J. 08628	609-883-2900
3. Hamilton Township	Michele Rossi	2090 Greenwood Ave., Hamilton, N.J. 08609	609-890-3890
4. Hightstown Borough	Kathy Monzo	148 N. Main St., Hightstown, N.J. 08520	609-490-5100
5. Hopewell Borough	Donna Griffiths	P.O. Box 128, Hopewell, N.J. 08525	609-466-0965
6. Hopewell Township	Mary Kennedy	201 Wash. Cross.- Penn. Rd., Titusville, N.J. 08560	609-737-0630
7. Lawrence Township	Sharon McCloskey	P.O. Box 6006, Lawrenceville, N.J. 08648	609-844-7041
8. Pennington Borough	Wayne Blauth	30 N. Main St., Pennington, N.J. 08534	609-737-0276
9. Princeton Borough	Vacant	P.O. Box 390, Princeton, N.J. 08540	609-497-7625
10. Princeton Township	Tammie Tisdale	400 Witherspoon St., Princeton, N.J. 08540	609-924-1058
11. Trenton City	Edward A. Kirkendoll	319 E. State St., Trenton, N.J. 08608	609-989-3070
12. Robbinsville Township	Janice Garcia	1 Washington Blvd., Suite 6, Robbinsville, NJ 08691	609-918-0002
13. West Windsor Township	Rita Carr	271 Clarksville Rd., Princeton Jct., N.J. 08550	609-799-2400

MERCER COUNTY ASSESSORS

MUNICIPALITY	ASSESSOR	MAILING ADDRESS	TELEPHONE
1. East Windsor Township	H. Rick Kline	16 Lanning Blvd., E. Windsor, N.J. 08520	609-443-4000
2. Ewing Township	Jeffrey Burd	2 Jake Garzio Drive, Trenton, N.J. 08628	609-883-2900
3. Hamilton Township	Donald Kosul	2090 Greenwood Ave., Hamilton, N.J. 08609	609-890-3654
4. Hightstown Borough	Kenneth Pacera	148 N. Main St., Hightstown, N.J. 08520	609-490-5100
5. Hopewell Borough	Christopher L. Fuges	4 Forrest Blend Dr., Titusville, N.J. 08560	609-466-0965
6. Hopewell Township	Antoinette Sost	201 Wash. Cross.- Penn. Rd., Titusville, N.J. 08560	609-737-0607
7. Lawrence Township	Geoffrey Acolia	P.O. Box 6006, Lawrenceville, N.J. 08648	609-844-7040
8. Pennington Borough	Antoinette Sost	30 N. Main St., Pennington, N.J. 08534	609-737-0276
9. Princeton Borough	Neal A. Snyder	400 Witherspoon St., Princeton, N.J. 08540	609-924-1084
10. Princeton Township	Neal A. Snyder	400 Witherspoon St., Princeton, N.J. 08540	609-924-1084
11. Trenton City	Patricia Hice	319 E. State St., Trenton, N.J. 08608	609-989-3083
12. Robbinsville Township	Gregory J. Busa	1 Washington Blvd., Suite 6, Robbinsville, NJ 08691	609-918-0002
13. West Windsor Township	Stephen Benner	271 Clarksville Rd., Princeton Jct., N.J. 08550	609-799-2400