

Middlesex County 2010 Abstract of Ratables

Middlesex County Board of Taxation

Richard Lorentzen
President

Michael E. Lachs
Commissioner

Irving Verosloff
Tax Administrator



Victor P. DiLeo
Vice-President

Kevin P. Egan
Commissioner

Middlesex County Board of Taxation
390 George Street, Suite 220
PO Box 871
New Brunswick, NJ 08903
Phone: 732-745-3350
Fax: 732-745-3767

2010 ABSTRACT OF RATABLES FOR THE COUNTY OF MIDDLESEX

TAXING DISTRICTS	1		2	3	4	5	6
	TAXABLE VALUE						
	(A)	(B)					
LAND	IMPROVEMENTS (INCLUDES PARTIAL EXEMPTIONS & ABATEMENTS)	TAXABLE VALUE OF LAND AND IMPROVEMENTS (COL 1A+1B)	TOTAL TAXABLE VALUE OF PARTIAL EXEMPTIONS & ABATEMENTS (ASSESSED VAL.)	NET TAXABLE VALUE OF LAND & IMPROVEMENTS (COL 2-3)	TAXABLE VALUE COMMUNICATION EQUIPMENT	NET TAXABLE VALUE (COL 4+5)	
01: CARTERET BORO	338,461,834	689,848,029	1,028,309,863	15,000	1,028,294,863	1,364,342	1,029,659,205
02: CRANBURY TWP	504,073,000	1,206,281,800	1,710,354,800	17,209,300	1,693,145,500	2,540,869	1,695,686,369
03: DUNELLEN BORO	50,756,900	93,386,450	144,143,350	0	144,143,350	659,819	144,803,169
04: EAST BRUNSWICK TWP	524,059,300	1,489,018,800	2,013,078,100	477,400	2,012,600,700	3,275,529	2,015,876,229
05: EDISON TWP	3,130,309,900	4,172,840,600	7,303,150,500	6,938,400	7,296,212,100	9,353,760	7,305,565,860
06: HELMETTA BORO	130,100,700	117,317,600	247,418,300	0	247,418,300	323,499	247,741,799
07: HIGHLAND PARK BORO	245,322,700	290,204,900	535,527,600	1,017,200	534,510,400	304,824	534,815,224
08: JAMESBURG BORO	78,374,700	159,595,000	237,969,700	294,000	237,675,700	1,226,753	238,902,453
09: METUCHEN BORO	466,348,450	504,265,250	970,613,700	66,400	970,547,300	3,600,009	974,147,309
10: MIDDLESEX BORO	164,900,700	333,995,700	498,896,400	514,000	498,382,400	844,507	499,226,907
11: MILLTOWN BORO	205,591,500	256,130,900	461,722,400	0	461,722,400	272,178	461,994,578
12: MONROE TWP	1,000,316,600	2,752,233,100	3,752,549,700	0	3,752,549,700	5,739,066	3,758,288,766
13: NEW BRUNSWICK CITY	358,728,100	906,704,400	1,265,432,500	1,324,300	1,264,108,200	21,593,396	1,285,701,596
14: NORTH BRUNSWICK TWP	815,812,200	1,650,680,000	2,466,492,200	160,000	2,466,332,200	3,630,868	2,469,963,068
15: OLD BRIDGE TWP	1,272,450,100	2,118,236,000	3,390,686,100	0	3,390,686,100	5,287,111	3,395,973,211
16: PERTH AMBOY	1,533,140,700	2,090,597,900	3,623,738,600	280,200	3,623,458,400	16,616,051	3,640,074,451
17: PISCATAWAY TWP	577,064,800	1,645,096,200	2,222,161,000	90,000	2,222,071,000	6,963,487	2,229,034,487
18: PLAINSBORO TWP	1,192,791,500	2,539,029,386	3,731,820,886	13,418,100	3,718,402,786	6,118,027	3,724,520,813
19: SAYREVILLE BORO	809,112,300	1,481,879,100	2,290,991,400	7,430,400	2,283,561,000	3,440,286	2,287,001,286
20: SOUTH AMBOY CITY	437,824,800	452,742,600	890,567,400	0	890,567,400	902,030	891,469,430
21: SOUTH BRUNSWICK TWP	1,376,005,700	2,504,926,200	3,880,931,900	13,037,900	3,867,894,000	9,957,747	3,877,851,747
22: SOUTH PLAINFIELD BOR	425,519,700	1,007,507,100	1,433,026,800	7,483,100	1,425,543,700	2,358,981	1,427,902,681
23: SOUTH RIVER BORO	111,860,200	313,415,800	425,276,000	0	425,276,000	318,179	425,594,179
24: SPOTSWOOD BORO	357,655,600	384,429,600	742,085,200	0	742,085,200	2,286,770	744,371,970
25: WOODBRIDGE TWP	937,833,000	2,217,676,938	3,155,509,938	11,075,800	3,144,434,138	15,960,861	3,160,394,999
MIDDLESEX	17,044,414,984	31,378,039,353	48,422,454,337	80,831,500	48,341,622,837	124,938,949	48,466,561,786

2010 ABSTRACT OF RATABLES FOR THE COUNTY OF MIDDLESEX

TAXING DISTRICTS	7	8	9		10		11
	GENERAL TAX RATE PER \$100	COUNTY EQUALI- ZATION RATIO	TRUE VALUE		EQUALIZATION		NET VALUATION FOR COUNTY TAX APPORTIONMENT (COL 6-9A+9B -10A+10B)
			(A) UEZ ABATEMENT EXPIRED	(B) CLASS II RAILROADS	(A) AMOUNTS DEDUCTED	(B) AMOUNTS ADDED	
01: CARTERET BORO	5.146	37.18%	0	0		1,816,228,899	2,845,888,104
02: CRANBURY TWP	1.637	99.97%	0	0		9,261,902	1,704,948,271
03: DUNELLEN BORO	11.297	21.51%	0	0		535,679,557	680,482,726
04: EAST BRUNSWICK TWP	8.635	24.54%	0	0		6,216,686,452	8,232,562,681
05: EDISON TWP	4.239	45.49%	0	0		8,813,212,899	16,118,778,759
06: HELMETTA BORO	2.033	99.11%	0	0		5,730,752	253,472,551
07: HIGHLAND PARK BORO	6.642	35.62%	0	0		971,885,908	1,506,701,132
08: JAMESBURG BORO	5.038	44.80%	0	0		294,592,110	533,494,563
09: METUCHEN BORO	4.946	41.72%	0	0		1,371,049,884	2,345,197,193
10: MIDDLESEX BORO	7.290	29.52%	0	0		1,202,303,703	1,701,530,610
11: MILLTOWN BORO	4.476	45.08%	0	0		573,807,606	1,035,802,184
12: MONROE TWP	3.510	47.81%	0	0		4,106,731,219	7,865,019,985
13: NEW BRUNSWICK CITY	5.162	37.03%	0	0		2,210,600,745	3,496,302,341
14: NORTH BRUNSWICK TWP	4.619	50.23%	0	0		2,495,337,325	4,965,300,393
15: OLD BRIDGE TWP	4.196	43.29%	0	0		4,458,823,100	7,854,796,311
16: PERTH AMBOY	2.460	92.31%	0	0		378,040,747	4,018,115,198
17: PISCATAWAY TWP	5.982	32.63%	0	0		4,631,656,739	6,860,691,226
18: PLAINSBORO TWP	2.215	97.06%	0	0		116,253,000	3,840,773,813
19: SAYREVILLE BORO	4.249	42.99%	0	0		3,111,242,476	5,398,243,762
20: SOUTH AMBOY CITY	2.167	87.84%	0	0		126,603,522	1,018,072,952
21: SOUTH BRUNSWICK TWP	4.082	46.46%	0	0		4,501,444,353	8,379,296,100
22: SOUTH PLAINFIELD BOR	4.887	34.54%	0	0		2,733,757,320	4,161,660,001
23: SOUTH RIVER BORO	6.401	26.38%	0	0		1,194,759,494	1,620,353,673
24: SPOTSWOOD BORO	2.713	80.97%	0	0		185,643,604	930,015,574
25: WOODBRIDGE TWP	8.357	22.06%	0	0		11,241,778,037	14,402,173,036
MIDDLESEX		%	0	0		63,303,111,353	111,769,673,139

2010 ABSTRACT OF RATABLES FOR THE COUNTY OF MIDDLESEX

TAXING DISTRICT	SECTION 12 - A							
	(i)	(ii)				(iii)	(iv)	(v)
	TOTAL COUNTY TAXES APPORTIONED	ADJUSTMENTS RESULTING FROM:				NET COUNTY TAXES APPORTIONED	MUNICIPAL BUDGET STATE AID	NET COUNTY TAXES APPORTIONED LESS STATE AID (COL. 12 AIII-12AIV-COUNTY BPP ADJUSTMENT)
		(A) EQUAL TABLE APPEALS		(B) APPEALS & CORRECTIONS				
DEDUCT OVERPAY		ADD UNDERPAY	DEDUCT OVERPAY	ADD UNDERPAY				
01: CARTERET BORO	7,900,246.28	.00	.00	81,768.12	.00	7,818,478.16	.00	7,818,478.16
02: CRANBURY TWP	4,732,972.89	.00	.00	2,666.40	.00	4,730,306.49	.00	4,730,306.49
03: DUNELLEN BORO	1,889,034.61	.00	.00	3,460.86	.00	1,885,573.75	.00	1,885,573.75
04: EAST BRUNSWICK TWP	22,853,770.18	.00	.00	61,352.27	.00	22,792,417.91	.00	22,792,417.91
05: EDISON TWP	44,746,074.78	.00	.00	679,589.92	.00	44,066,484.86	.00	44,066,484.86
06: HELMETTA BORO	703,645.23	.00	.00	333.68	.00	703,311.55	.00	703,311.55
07: HIGHLAND PARK BORO	4,182,634.59	.00	.00	1,088.14	.00	4,181,546.45	.00	4,181,546.45
08: JAMESBURG BORO	1,480,992.32	.00	.00	796.92	.00	1,480,195.40	.00	1,480,195.40
09: METUCHEN BORO	6,510,317.59	.00	.00	39,755.05	.00	6,470,562.54	.00	6,470,562.54
10: MIDDLESEX BORO	4,723,485.39	.00	.00	2,043.86	.00	4,721,441.53	.00	4,721,441.53
11: MILLTOWN BORO	2,875,409.03	.00	.00	9,373.78	.00	2,866,035.25	.00	2,866,035.25
12: MONROE TWP	21,833,463.79	.00	.00	333,488.77	.00	21,499,975.02	.00	21,499,975.02
13: NEW BRUNSWICK CITY	9,705,810.12	.00	.00	26,325.89	.00	9,679,484.23	.00	9,679,484.23
14: NORTH BRUNSWICK TWP	13,783,780.15	.00	.00	.00	119,807.67	13,903,587.82	.00	13,903,587.82
15: OLD BRIDGE TWP	21,805,082.65	.00	.00	.00	116,378.87	21,921,461.52	.00	21,921,461.52
16: PERTH AMBOY	11,154,373.78	.00	.00	212,703.35	.00	10,941,670.43	.00	10,941,670.43
17: PISCATAWAY TWP	19,045,425.66	.00	.00	274,055.94	.00	18,771,369.72	.00	18,771,369.72
18: PLAINSBORO TWP	10,662,070.30	.00	.00	.00	180,921.18	10,842,991.48	.00	10,842,991.48
19: SAYREVILLE BORO	14,985,640.21	.00	.00	51,796.41	.00	14,933,843.80	.00	14,933,843.80
20: SOUTH AMBOY CITY	2,826,192.30	.00	.00	.00	6,477.37	2,832,669.67	.00	2,832,669.67
21: SOUTH BRUNSWICK TWP	23,261,105.29	.00	.00	75,468.49	.00	23,185,636.80	.00	23,185,636.80
22: SOUTH PLAINFIELD BOR	11,552,857.22	.00	.00	70,204.08	.00	11,482,653.14	.00	11,482,653.14
23: SOUTH RIVER BORO	4,498,136.47	.00	.00	3,352.49	.00	4,494,783.98	.00	4,494,783.98
24: SPOTSWOOD BORO	2,581,743.14	.00	.00	858.35	.00	2,580,884.79	.00	2,580,884.79
25: WOODBRIDGE TWP	39,980,741.46	.00	.00	128,107.75	.00	39,852,633.71	.00	39,852,633.71
MIDDLESEX	310,275,005.43	.00	.00	2,058,590.52	423,585.09	308,640,000.00	.00	308,640,000.00

2010 ABSTRACT OF RATABLES FOR THE COUNTY OF MIDDLESEX

SECTION 12 - B			SECTION 12 - C					SECTION 12 - D	
(A)	(B)	(C)	LOCAL TAXES TO BE RAISED FOR:					TOTAL LEVY ON WHICH TAX RATE IS COMPUTED	
			(i) DISTRICT SCHOOL PURPOSES			(ii) LOCAL MUNICIPAL PURPOSES			
			(A) DISTRICT SCHOOL (adjusted for BPP)	(B) REG., CONSOL. & JOINT SCHOOL	(C) LOCAL SCHOOL	(A) MUNICIPAL BUDGET (adjusted for BPP)	(B) OPEN SPACE BUDGET		
.00	.00	559,587.04	23,837,085.50	.00	.00	20,456,107.66	308,897.76	52,980,156.12	01
.00	.00	340,680.07	15,975,759.00	.00	.00	6,365,360.00	339,137.00	27,751,242.56	02
.00	.00	135,702.44	9,484,197.00	.00	.00	4,852,314.95	.00	16,357,788.14	03
.00	.00	1,639,518.20	114,643,311.00	.00	.00	34,590,325.00	402,250.00	174,067,822.11	04
.00	.00	3,145,799.02	181,923,906.00	.00	.00	79,794,607.00	730,556.58	309,661,353.46	05
.00	.00	50,657.03	3,165,533.42	.00	.00	1,114,856.62	.00	5,034,358.62	06
.00	.00	301,215.79	22,125,243.61	.00	.00	8,910,660.37	.00	35,518,666.22	07
.00	.00	106,607.40	6,989,413.00	.00	.00	3,459,406.15	.00	12,035,621.95	08
.00	.00	464,396.52	31,162,165.00	.00	.00	10,076,637.63	.00	48,173,761.69	09
.00	.00	340,068.38	20,521,345.00	.00	.00	10,807,554.08	.00	36,390,408.99	10
.00	.00	206,102.11	12,992,818.00	.00	.00	4,612,932.00	.00	20,677,887.36	11
.00	.00	1,535,704.73	83,147,811.50	.00	.00	24,766,665.45	939,500.00	131,889,656.70	12
.00	.00	696,189.61	27,326,591.00	.00	882,589.09	27,775,725.43	.00	66,360,579.36	13
.00	.00	1,006,937.40	71,777,940.00	.00	.00	26,652,126.74	740,988.92	114,081,580.88	14
.00	.00	1,584,007.39	86,925,434.00	.00	.00	31,362,937.00	678,630.00	142,472,469.91	15
.00	.00	778,705.17	22,574,805.50	.00	.00	55,214,306.43	.00	89,509,487.53	16
.00	.00	1,340,005.65	79,796,204.00	.00	.00	33,417,114.53	.00	133,324,693.90	17
.00	.00	789,214.51	.00	57,682,374.75	.00	12,807,227.61	372,452.08	82,494,260.43	18
.00	.00	1,073,630.44	55,084,546.00	.00	.00	25,608,283.00	457,400.26	97,157,703.50	19
.00	.00	204,353.09	8,422,893.00	.00	.00	7,852,000.84	.00	19,311,916.60	20
.00	.00	1,667,082.30	103,931,210.00	.00	.00	27,934,638.39	1,551,141.00	158,269,708.49	21
.00	.00	824,097.63	39,963,937.87	.00	.00	17,510,542.63	.00	69,781,231.27	22
.00	.00	323,689.69	13,963,842.00	.00	.00	8,456,556.34	.00	27,238,872.01	23
.00	.00	185,904.36	11,387,704.79	.00	.00	6,034,175.09	.00	20,188,669.03	24
.00	.00	2,865,574.03	154,654,182.00	.00	.00	66,738,190.00	.00	264,110,579.74	25
.00	.00	22,165,430.00	1,201,777,878.19	57,682,374.75	882,589.09	557,171,250.94	6,520,953.60	2,154,840,476.57	99

2010 ABSTRACT OF RATABLES FOR THE COUNTY OF MIDDLESEX

SECTION 13

REAL PROPERTY EXEMPT FROM TAXATION

TAXING DISTRICTS	(A)	(B)	(C)	(D)	(E)	(F)	(G)
	PUBLIC SCHOOL	OTHER SCHOOL	PUBLIC PROPERTY	CHURCH AND CHARITABLE	CEMETERIES AND GRAVEYARDS	OTHER EXEMPTS	TOTAL AMOUNT OF EXEMPTS (13A+B+C+D+E+F)
01: CARTERET BORO	23,613,100	0	48,744,666	15,552,400	0	55,727,400	143,637,566
02: CRANBURY TWP	11,399,222	0	23,851,180	5,848,441	625,500	21,572,108	63,296,451
03: DUNELLEN BORO	10,651,000	782,600	2,538,600	3,829,800	0	765,100	18,567,100
04: EAST BRUNSWICK TWP	55,603,000	0	59,530,200	25,815,400	4,859,300	46,528,300	192,336,200
05: EDISON TWP	123,818,600	175,282,300	215,901,900	123,050,500	390,500	155,874,900	794,318,700
06: HELMETTA BORO	0	0	4,708,900	3,807,200	0	352,700	8,868,800
07: HIGHLAND PARK BORO	21,064,000	4,824,600	52,792,600	13,420,200	0	1,295,000	93,396,400
08: JAMESBURG BORO	10,922,200	0	1,982,500	9,474,700	832,700	3,217,500	26,429,600
09: METUCHEN BORO	17,843,100	10,758,000	24,424,300	24,943,700	1,726,900	8,189,700	87,885,700
10: MIDDLESEX BORO	12,332,500	1,179,100	14,338,100	3,909,500	18,300	2,576,500	34,354,000
11: MILLTOWN BORO	9,554,900	4,804,800	17,732,150	9,144,750	0	18,061,100	59,297,700
12: MONROE TWP	32,777,800	6,875,000	60,664,400	3,117,300	301,500	27,557,100	131,293,100
13: NEW BRUNSWICK CITY	61,717,200	585,368,300	236,927,200	388,924,400	7,590,700	254,688,500	1,535,216,300
14: NORTH BRUNSWICK TWP	206,995,400	0	171,052,000	19,624,800	11,213,300	5,214,500	414,100,000
15: OLD BRIDGE TWP	156,650,300	1,878,100	109,810,600	37,736,200	1,137,600	66,942,400	374,155,200
16: PERTH AMBOY	132,971,100	23,400,200	147,513,000	113,428,900	22,596,000	188,235,200	628,144,400
17: PISCATAWAY TWP	95,675,600	582,218,100	43,073,900	39,750,400	8,296,900	57,310,600	826,325,500
18: PLAINSBORO TWP	96,406,600	56,000	80,506,940	34,762,900	144,600	133,118,600	344,995,640
19: SAYREVILLE BORO	47,662,400	11,454,700	78,126,800	18,812,900	2,150,000	439,977,800	598,184,600
20: SOUTH AMBOY CITY	5,664,100	1,442,000	55,980,700	25,702,500	2,035,000	24,390,500	115,214,800
21: SOUTH BRUNSWICK TWP	148,952,000	5,700,000	126,676,700	28,197,100	15,763,000	53,663,300	378,952,100
22: SOUTH PLAINFIELD BOR	45,337,500	3,490,400	32,983,200	9,254,800	1,362,200	5,003,800	97,431,900
23: SOUTH RIVER BORO	15,052,300	1,070,000	11,789,600	20,412,800	845,800	1,638,900	50,809,400
24: SPOTSWOOD BORO	29,601,300	4,746,400	18,692,400	9,094,800	1,459,200	1,827,400	65,421,500
25: WOODBRIDGE TWP	82,027,800	2,300,000	199,291,500	32,776,600	45,140,500	82,680,900	444,217,300
MIDDLESEX	1,454,293,022	1,427,630,600	1,839,634,036	1,020,392,991	128,489,500	1,656,409,808	7,526,849,957

2011 ABSTRACT OF RATABLES FOR THE COUNTY OF MIDDLESEX

TAXING DISTRICTS	SECTION 14				SECTION 15	
	AMOUNT OF MISCELLANEOUS REVENUES TO SUPPORT LOCAL BUDGET				DEDUCTIONS ALLOWED	
	(A)	(B)	(C)	(D)	(A)	(B)
	SURPLUS REVENUE	MISCELLANEOUS REVENUES ANTICIPATED	RECEIPTS FROM DELINQUENT TAX	TOTAL OF MISCELLANEOUS REVENUES (COL. 14A+B+C)	SENIOR CITIZEN, DISABLED AND SURVIVING SPOUSE	VETERANS AND WIDOWS
01: CARTERET BORO	2,500,000.00	13,033,918.67	1,380,000.00	16,913,918.67	94,000.00	165,750.00
02: CRANBURY TWP	1,146,000.00	3,148,055.05	128,691.00	4,422,746.05	1,250.00	22,000.00
03: DUNELLEN BORO	585,000.00	1,350,613.05	2,700.00	1,938,313.05	11,750.00	52,000.00
04: EAST BRUNSWICK TWP	2,900,000.00	17,825,478.00	1,355,000.00	22,080,478.00	89,750.00	359,750.00
05: EDISON TWP	9,904,534.95	28,775,640.05	2,000,000.00	40,680,175.00	174,250.00	589,750.00
06: HELMETTA BORO	246,000.00	461,986.40	70,000.00	777,986.40	4,750.00	16,750.00
07: HIGHLAND PARK BORO	1,470,000.00	2,189,572.46	.00	3,659,572.46	14,250.00	56,250.00
08: JAMESBURG BORO	730,000.00	844,248.24	232,000.00	1,806,248.24	8,500.00	28,250.00
09: METUCHEN BORO	375,000.00	3,911,147.49	600,000.00	4,886,147.49	21,250.00	115,500.00
10: MIDDLESEX BORO	840,000.00	3,373,725.71	500,838.00	4,714,563.71	40,500.00	147,250.00
11: MILLTOWN BORO	355,000.00	2,718,273.49	.00	3,073,273.49	19,500.00	99,250.00
12: MONROE TWP	2,300,000.00	17,032,477.72	1,100,000.00	20,432,477.72	91,500.00	895,250.00
13: NEW BRUNSWICK CITY	1,200,000.00	42,868,620.75	.00	44,068,620.75	35,750.00	65,000.00
14: NORTH BRUNSWICK TWP	6,200,000.00	13,117,079.15	.00	19,317,079.15	55,250.00	158,250.00
15: OLD BRIDGE TWP	10,083,605.00	14,569,655.00	315,046.00	24,968,306.00	126,250.00	433,000.00
16: PERTH AMBOY	.00	19,923,066.70	27,770.00	19,950,836.70	87,000.00	125,250.00
17: PISCATAWAY TWP	4,054,233.19	10,915,614.32	1,500,000.00	16,469,847.51	95,500.00	274,250.00
18: PLAINSBORO TWP	4,475,000.00	5,652,676.60	215,000.00	10,342,676.60	3,750.00	47,250.00
19: SAYREVILLE BORO	2,972,000.00	20,418,336.07	1,300,000.00	24,690,336.07	103,750.00	376,750.00
20: SOUTH AMBOY CITY	.00	7,572,357.93	62,000.00	7,634,357.93	24,500.00	70,000.00
21: SOUTH BRUNSWICK TWP	3,200,000.00	14,529,029.45	1,400,000.00	19,129,029.45	41,500.00	174,500.00
22: SOUTH PLAINFIELD BOR	1,465,000.00	6,465,889.39	525,000.00	8,455,889.39	60,500.00	220,750.00
23: SOUTH RIVER BORO	905,858.14	5,735,279.58	500,000.00	7,141,137.72	51,500.00	129,000.00
24: SPOTSWOOD BORO	1,275,000.00	2,082,388.62	200,000.00	3,557,388.62	15,500.00	80,000.00
25: WOODBRIDGE TWP	2,166,064.00	48,025,032.00	16,733.00	50,207,829.00	355,750.00	832,250.00
MIDDLESEX	61,348,295.28	306,540,161.89	13,430,778.00	381,319,235.17	1,627,750.00	5,534,000.00

2010 ABSTRACT OF RATABLES FOR THE COUNTY OF MIDDLESEX

ADDENDUM TO ABSTRACT OF RATABLES -- ASSESSED VALUE OF PARTIAL EXEMPTIONS & ABATEMENTS (COLUMN 3)

TAXING DISTRICTS	(1)	(2)	(3)	(4)	(5)	(6)	(7)	(8)
	POLLUTION CONTROL	FIRE SUPPRESSION	FALLOUT SHELTER	WATER-SEWER FACILITY	UEZ ABATEMENT	HOME IMPROVEMENT	MULTI-FAMILY DWELLING	CLASS 4 ABATEMENT
01: CARTERET BORO	0	0	0	0	0	0	0	0
02: CRANBURY TWP	0	17,209,300	0	0	0	0	0	0
03: DUNELLEN BORO	0	0	0	0	0	0	0	0
04: EAST BRUNSWICK TWP	0	477,400	0	0	0	0	0	0
05: EDISON TWP	0	2,602,700	0	0	0	0	0	0
06: HELMETTA BORO	0	0	0	0	0	0	0	0
07: HIGHLAND PARK BORO	0	0	0	0	0	0	0	0
08: JAMESBURG BORO	0	0	0	0	0	0	0	0
09: METUCHEN BORO	0	0	0	0	0	0	0	0
10: MIDDLESEX BORO	0	0	0	0	0	0	0	0
11: MILLTOWN BORO	0	0	0	0	0	0	0	0
12: MONROE TWP	0	0	0	0	0	0	0	0
13: NEW BRUNSWICK CITY	0	0	0	0	0	0	0	0
14: NORTH BRUNSWICK TWP	0	160,000	0	0	0	0	0	0
15: OLD BRIDGE TWP	0	0	0	0	0	0	0	0
16: PERTH AMBOY	0	0	0	0	0	0	0	0
17: PISCATAWAY TWP	0	90,000	0	0	0	0	0	0
18: PLAINSBORO TWP	9,785,100	3,633,000	0	0	0	0	0	0
19: SAYREVILLE BORO	0	673,000	0	0	0	0	0	0
20: SOUTH AMBOY CITY	0	0	0	0	0	0	0	0
21: SOUTH BRUNSWICK TWP	0	13,037,900	0	0	0	0	0	0
22: SOUTH PLAINFIELD BOR	0	0	0	0	0	0	0	0
23: SOUTH RIVER BORO	0	0	0	0	0	0	0	0
24: SPOTSWOOD BORO	0	0	0	0	0	0	0	0
25: WOODBRIDGE TWP	0	134,500	0	0	0	0	0	0
MIDDLESEX	9,785,100	38,017,800	0	0	0	0	0	0

2010 ABSTRACT OF RATABLES FOR THE COUNTY OF MIDDLESEX

ADDENDUM TO ABSTRACT OF RATABLES - ASSESSED VALUE OF PARTIAL EXEMPTIONS & ABATEMENTS (CONTINUED)

TAXING DISTRICTS	(9)	(10)	(11)	(12)	(13)	(14)	(15)	(16)
	DWELLING ABATEMENT	DWELLING EXEMPTION	NEW DWELLING CONVERSION ABATEMENT	NEW DWELLING CONVERSION EXEMPTION	MULTI-DWELLING EXEMPTION	MULTI-DWELLING ABATEMENT	COMMERCIAL/ INDUSTRIAL EXEMPTION	TOTAL VALUE
01: CARTERET BORO	0	15,000	0	0	0	0	0	15,000
02: CRANBURY TWP	0	0	0	0	0	0	0	17,209,300
03: DUNELLEN BORO	0	0	0	0	0	0	0	0
04: EAST BRUNSWICK TWP	0	0	0	0	0	0	0	477,400
05: EDISON TWP	4,335,700	0	0	0	0	0	0	6,938,400
06: HELMETTA BORO	0	0	0	0	0	0	0	0
07: HIGHLAND PARK BORO	0	1,017,200	0	0	0	0	0	1,017,200
08: JAMESBURG BORO	269,000	0	0	0	0	0	25,000	294,000
09: METUCHEN BORO	0	66,400	0	0	0	0	0	66,400
10: MIDDLESEX BORO	0	514,000	0	0	0	0	0	514,000
11: MILLTOWN BORO	0	0	0	0	0	0	0	0
12: MONROE TWP	0	0	0	0	0	0	0	0
13: NEW BRUNSWICK CITY	0	1,324,300	0	0	0	0	0	1,324,300
14: NORTH BRUNSWICK TWP	0	0	0	0	0	0	0	160,000
15: OLD BRIDGE TWP	0	0	0	0	0	0	0	0
16: PERTH AMBOY	0	280,200	0	0	0	0	0	280,200
17: FISCATAWAY TWP	0	0	0	0	0	0	0	90,000
18: PLAINSBORO TWP	0	0	0	0	0	0	0	13,418,100
19: SAYREVILLE BORO	6,757,400	0	0	0	0	0	0	7,430,400
20: SOUTH AMBOY CITY	0	0	0	0	0	0	0	0
21: SOUTH BRUNSWICK TWP	0	0	0	0	0	0	0	13,037,900
22: SOUTH PLAINFIELD BOR	0	7,483,100	0	0	0	0	0	7,483,100
23: SOUTH RIVER BORO	0	0	0	0	0	0	0	0
24: SPOTSWOOD BORO	0	0	0	0	0	0	0	0
25: WOODBRIDGE TWP	0	10,941,300	0	0	0	0	0	11,075,800
MIDDLESEX	11,362,100	21,641,500	0	0	0	0	25,000	80,831,500

2010 ABSTRACT OF RATABLES FOR THE COUNTY OF MIDDLESEX

TAXING DISTRICTS	ADDENDUM – EQUALIZED VALUE BASED ON IN LIEU OF TAXES (COL.10B)				
	(1) C.12 PL 1977 IN LIEU OF TAX	(2) NJ HOUSING FINANCE AGENCY	(3) URBAN RENEWAL	(4) OTHER	(5) TOTAL
01: CARTERET BORO	0	0	0	0	0
02: CRANBURY TWP	0	0	0	0	0
03: DUNELLEN BORO	0	0	0	0	0
04: EAST BRUNSWICK TWP	0	0	0	0	0
05: EDISON TWP	0	0	0	0	0
06: HELMETTA BORO	0	0	0	0	0
07: HIGHLAND PARK BORO	0	0	0	0	0
08: JAMESBURG BORO	0	0	0	0	0
09: METUCHEN BORO	0	0	0	0	0
10: MIDDLESEX BORO	0	0	0	0	0
11: MILLTOWN BORO	0	0	0	0	0
12: MONROE TWP	0	0	0	0	0
13: NEW BRUNSWICK CITY	0	0	0	0	0
14: NORTH BRUNSWICK TWP	0	0	0	0	0
15: OLD BRIDGE TWP	0	0	0	0	0
16: PERTH AMBOY	0	0	0	0	0
17: PISCATAWAY TWP	0	0	0	0	0
18: PLAINSBORO TWP	0	0	0	0	0
19: SAYREVILLE BORO	0	0	0	0	0
20: SOUTH AMBOY CITY	0	0	0	0	0
21: SOUTH BRUNSWICK TWP	0	0	0	0	0
22: SOUTH PLAINFIELD BOR	0	0	0	0	0
23: SOUTH RIVER BORO	0	0	0	0	0
24: SPOTSWOOD BORO	0	0	0	0	0
25: WOODBRIDGE TWP	0	0	0	0	0
MIDDLESEX	0	0	0	0	0

2010 ABSTRACT OF RATABLES FOR THE COUNTY OF MIDDLESEX

BREAKDOWN OF GENERAL TAX RATE

TAXING DISTRICTS	BREAKDOWN OF GENERAL TAX RATE										
	COUNTY TAX	LIBRARY TAX	HEALTH SERVICE TAX	COUNTY OPEN SPACE TAX	DISTRICT SCHOOL TAX	REGIONAL SCHOOL TAX	LOCAL SCHOOL TAX	MUNICIPAL PURPOSE TAX	MUNICIPAL OPEN SPACE TAX	GENERAL TAX RATE	EFFECTIVE TAX RATE
01: CARTERET BORO	.760	.000	.000	.055	2.315	.000	.000	1.986	.030	5.146	1.860
02: CRANBURY TWP	.279	.000	.000	.021	.943	.000	.000	.375	.019	1.637	1.630
03: DUNELLEN BORO	1.303	.000	.000	.094	6.550	.000	.000	3.350	.000	11.297	2.400
04: EAST BRUNSWICK TWP	1.131	.000	.000	.082	5.688	.000	.000	1.715	.019	8.635	2.110
05: EDISON TWP	.604	.000	.000	.043	2.490	.000	.000	1.092	.010	4.239	1.920
06: HELMETTA BORO	.284	.000	.000	.021	1.278	.000	.000	.450	.000	2.033	1.990
07: HIGHLAND PARK BORO	.782	.000	.000	.057	4.137	.000	.000	1.666	.000	6.642	2.360
08: JAMESBURG BORO	.620	.000	.000	.045	2.925	.000	.000	1.448	.000	5.038	2.260
09: METUCHEN BORO	.665	.000	.000	.048	3.199	.000	.000	1.034	.000	4.946	2.050
10: MIDDLESEX BORO	.946	.000	.000	.069	4.111	.000	.000	2.164	.000	7.290	2.140
11: MILLTOWN BORO	.621	.000	.000	.045	2.812	.000	.000	.998	.000	4.476	1.997
12: MONROE TWP	.572	.000	.000	.041	2.213	.000	.000	.659	.025	3.510	1.680
13: NEW BRUNSWICK CITY	.753	.000	.000	.055	2.126	.000	.068	2.160	.000	5.162	1.900
14: NORTH BRUNSWICK TWP	.563	.000	.000	.041	2.906	.000	.000	1.079	.030	4.619	2.300
15: OLD BRIDGE TWP	.646	.000	.000	.047	2.560	.000	.000	.924	.019	4.196	1.810
16: PERTH AMBOY	.301	.000	.000	.022	.621	.000	.000	1.516	.000	2.460	2.230
17: PISCATAWAY TWP	.843	.000	.000	.061	3.579	.000	.000	1.499	.000	5.982	1.940
18: PLAINSBORO TWP	.292	.000	.000	.022	.000	1.548	.000	.343	.010	2.215	2.150
19: SAYREVILLE BORO	.653	.000	.000	.047	2.409	.000	.000	1.120	.020	4.249	1.800
20: SOUTH AMBOY CITY	.318	.000	.000	.023	.945	.000	.000	.881	.000	2.167	1.897
21: SOUTH BRUNSWICK TWP	.598	.000	.000	.043	2.681	.000	.000	.720	.040	4.082	1.890
22: SOUTH PLAINFIELD BOR	.805	.000	.000	.058	2.798	.000	.000	1.226	.000	4.887	1.680
23: SOUTH RIVER BORO	1.057	.000	.000	.076	3.281	.000	.000	1.987	.000	6.401	1.680
24: SPOTSWOOD BORO	.347	.000	.000	.025	1.530	.000	.000	.811	.000	2.713	2.170
25: WOODBRIDGE TWP	1.262	.000	.000	.091	4.893	.000	.000	2.111	.000	8.357	1.830

CHIEF CLERK

2010 ABSTRACT OF RATABLES FOR THE COUNTY OF MIDDLESEX

TAXING DISTRICT	ADDENDUM: STATE AID ADJUSTMENT FOR BPP			ADDENDUM: REAP DISTRIBUTION SUMMARY		
	COUNTY	SCHOOL	MUNICIPAL	ELIGIBLE PROPERTY ASSESSMENTS	R.E.A.P. AID	TAX RATE CREDIT
01: CARTERET BORO						
02: CRANBURY TWP						
03: DUNELLEN BORO						
04: EAST BRUNSWICK TWP						
05: EDISON TWP						
06: HELMETTA BORO						
07: HIGHLAND PARK BORO						
08: JAMESBURG BORO						
09: METUCHEN BORO						
10: MIDDLESEX BORO						
11: MILLTOWN BORO						
12: MONROE TWP						
13: NEW BRUNSWICK CITY						
14: NORTH BRUNSWICK TWP						
15: OLD BRIDGE TWP						
16: PERTH AMBOY						
17: PISCATAWAY TWP						
18: PLAINSBORO TWP						
19: SAYREVILLE BORO						
20: SOUTH AMBOY CITY						
21: SOUTH BRUNSWICK TWP						
22: SOUTH PLAINFIELD BOR						
23: SOUTH RIVER BORO						
24: SPOTSWOOD BORO						
25: WOODBRIDGE TWP						
MIDDLESEX						

**Middlesex County Board of Taxation
SR3A Re-Cap for 2010**

Taxing District	Class 1	Value Class 1	Class 2	Value Class 2	Class 3A	Value Class 3A	Class 3B	Value Class 3B
1) Carteret Borough	201	24,380,384	5,107	613,251,449	0	0	0	0
2) Cranbury Township	66	11,279,100	1,159	715,612,000	51	31,438,600	99	2,946,100
3) Dunellen Borough	28	437,600	1,937	124,963,050	0	0	0	0
4) East Brunswick Township	600	14,551,600	15,812	1,535,083,900	22	2,636,700	49	259,900
5) Edison Township	1,169	154,149,100	25,244	4,453,710,400	0	0	7	21,500
6) Helmetta Borough	41	2,267,900	868	237,276,500	0	0	0	0
7) Highland Park Borough	72	3,402,400	2,850	396,844,200	0	0	0	0
8) Jamesburg Borough	112	2,839,900	1,562	193,906,800	0	0	0	0
9) Metuchen Borough	108	9,762,200	4,581	795,616,400	0	0	0	0
10) Middlesex Borough	174	5,621,500	4,184	389,852,500	0	0	0	0
11) Milltown Borough	54	5,329,200	2,388	396,617,100	0	0	0	0
12) Monroe Township	1,939	102,760,000	17,465	3,065,877,200	157	33,575,800	340	3,744,500
13) New Brunswick City	759	14,004,800	5,342	629,641,100	0	0	0	0
14) North Brunswick Township	892	34,166,900	9,641	1,520,957,300	6	1,338,600	16	167,800
15) Old Bridge Township	929	55,630,100	18,140	2,773,163,700	35	5,813,700	133	4,184,500
16) Perth Amboy City	318	122,396,600	7,626	2,130,949,200	0	0	0	0
17) Piscataway Township	490	33,990,800	13,036	1,449,086,300	11	2,140,000	16	191,500
18) Plainsboro Township	312	42,689,400	5,345	2,090,704,586	17	10,322,800	61	853,900
19) Sayreville Borough	461	52,993,700	11,973	1,723,657,500	1	143,900	2	9,400
20) South Amboy City	121	31,036,600	2,677	749,825,100	0	0	0	0
21) South Brunswick Township	1,050	112,477,300	12,094	2,362,994,700	82	15,500,500	257	4,770,100
22) South Plainfield Borough	364	16,567,800	7,171	877,722,100	0	0	13	82,500
23) South River Borough	252	3,001,300	4,426	368,742,000	0	0	0	0
24) Spotswood Borough	238	8,047,300	2,534	645,116,500	0	0	0	0
25) Woodbridge Township	928	59,507,200	26,494	2,000,568,800	0	0	0	0
TOTALS:	11,678	923,290,684	209,656	32,241,740,385	382	102,910,600	993	17,231,700

**Middlesex County Board of Taxation
SR3A Re-Cap for 2010**

Taxing District	Class 4A	Value Class 4A	Class 4B	Value Class 4B	Class 4C	Value Class 4C	Total Line Items	Total Assessment Value
1) Carteret Borough	156	109,754,030	79	230,831,700	15	50,077,300	5,558	1,028,294,863
2) Cranbury Township	104	252,113,300	41	679,084,600	1	671,800	1,521	1,693,145,500
3) Dunellen Borough	99	13,521,700	8	3,597,200	8	1,623,800	2,080	144,143,350
4) East Brunswick Township	616	337,851,900	108	94,190,800	10	28,025,900	17,217	2,012,600,700
5) Edison Township	886	1,095,414,700	306	1,162,540,900	74	430,375,500	27,686	7,296,212,100
6) Helmetta Borough	12	6,020,000	5	1,853,900	0	0	926	247,418,300
7) Highland Park Borough	188	49,040,700	10	4,763,800	90	80,459,300	3,210	534,510,400
8) Jamesburg Borough	107	31,713,900	1	925,000	14	8,290,100	1,796	237,675,700
9) Metuchen Borough	357	109,058,200	65	39,401,300	17	16,709,200	5,128	970,547,300
10) Middlesex Borough	201	35,087,200	149	57,976,200	5	9,845,000	4,713	498,382,400
11) Milltown Borough	96	48,953,700	5	8,927,400	5	1,895,000	2,548	461,722,400
12) Monroe Township	175	313,467,900	55	195,152,000	5	37,972,300	20,136	3,752,549,700
13) New Brunswick City	618	366,019,700	97	122,171,700	165	132,270,900	6,981	1,264,108,200
14) North Brunswick Township	407	386,870,800	57	320,832,600	36	201,998,200	11,055	2,466,332,200
15) Old Bridge Township	464	339,460,400	56	48,610,000	25	163,823,700	19,782	3,390,686,100
16) Perth Amboy City	866	484,769,400	118	615,368,700	163	269,974,500	9,091	3,623,458,400
17) Piscataway Township	238	159,999,200	195	482,765,600	21	93,897,600	14,007	2,222,071,000
18) Plainsboro Township	93	1,218,725,300	3	15,888,700	17	339,218,100	5,848	3,718,402,786
19) Sayreville Borough	414	178,476,300	52	174,779,900	22	153,500,300	12,925	2,283,561,000
20) South Amboy City	150	73,942,800	11	25,450,100	9	10,312,800	2,968	890,567,400
21) South Brunswick Township	337	294,634,000	196	983,555,200	17	93,962,200	14,033	3,867,894,000
22) South Plainfield Borough	221	177,034,700	325	332,261,600	2	21,875,000	8,096	1,425,543,700
23) South River Borough	191	25,338,600	28	19,287,800	18	8,906,300	4,915	425,276,000
24) Spotswood Borough	55	61,185,700	5	20,465,200	3	7,270,500	2,835	742,085,200
25) Woodbridge Township	1,071	653,808,600	164	268,840,738	91	161,708,800	28,748	3,144,434,138
TOTALS:	8,122	6,822,262,730	2,139	5,909,522,638	833	2,324,664,100	233,803	48,341,622,837

SPECIAL DISTRICT TAXES

	<u>ASSESSED VALUATION</u>	<u>TOTAL LEVY</u>	<u>TAX RATE PER \$100</u>	<u>TAX RATE PER \$100 ROUNDED</u>
<u>CARTERET</u>				
Carteret Business Partnership SD-1	459,773,664	\$925,000.00	0.20118595	0.202
Carteret Business Partnership SD-2	425,616,064	\$225,000.00	0.05286455	0.053
<u>EAST BRUNSWICK</u>				
Fire District #1	736,604,627	\$1,827,092.00	0.24804243	0.249
Fire District #2	1,034,464,123	\$1,039,042.00	0.10044254	0.101
Fire District #3	244,807,479	\$562,047.00	0.22958735	0.230
<u>EDISON</u>				
Solid Waste Collection District	4,627,739,600	\$9,345,000.00	0.20193444	0.202
<u>HIGHLAND PARK</u>				
Main Street Highland Park	39,017,800	\$159,046.07	0.40762439	0.408
<u>JAMESBURG</u>				
Fire District #1	238,902,453	\$394,900.00	0.16529759	0.166
<u>MONROE</u>				
Fire District #1	935,053,022	\$1,463,143	0.15647701	0.157
Fire District #2	1,384,012,122	\$2,585,250	0.18679388	0.187
Fire District #3	1,439,223,622	\$3,822,658	0.26560556	0.266
<u>OLD BRIDGE</u>				
Fire District #1	315,053,372	\$319,980.00	0.1015637	1.020
Fire District #2	1,160,858,780	\$1,479,033.00	0.1274085	0.128
Fire District #3	1,724,494,120	\$1,409,475.00	0.0817327	0.082
Fire District #4	195,385,839	\$570,569.00	0.2920217	0.293
<u>PERTH AMBOY</u>				
Business Improvement S01	187,986,500	\$216,000.00	0.1149019	0.115
<u>PISCATAWAY</u>				
Fire District #1	866,739,672	\$1,172,415.00	0.1352673	0.136
Fire District #2	689,299,672	\$998,452.00	0.1448502	0.145
Fire District #3	146,311,372	\$274,800.00	0.1878186	0.188
Fire District #4	526,412,772	\$762,275.00	0.1448056	0.145
<u>PLAINSBORO</u>				
Fire District #1	3,718,402,786	\$1,848,000.00	0.0496988	0.050

SPECIAL DISTRICT TAXES

	<u>ASSESSED VALUATION</u>	<u>TOTAL LEVY</u>	<u>TAX RATE PER \$100</u>	<u>TAX RATE PER \$100 ROUNDED</u>
<u>SOUTH BRUNSWICK</u>				
Fire District #1	971,685,209	\$761,106.82	0.0783285	0.079
Fire District #2	2,257,099,037	\$839,715.00	0.0372033	0.038
Fire District #3	649,067,501	\$325,397.00	0.0501330	0.051
<u>WOODBIDGE</u>				
Fire District # 1	722,684,300	\$6,215,084.98	0.8600000	0.860
Fire District # 2	234,166,400	\$1,538,473.25	0.6570000	0.657
Fire District # 4	74,465,300	\$411,793.11	0.5530000	0.553
Fire District # 5	530,987,438	\$1,550,483.32	0.2920000	0.292
Fire District # 7	284,769,900	\$1,668,751.61	0.5860000	0.586
Fire District # 8	92,953,200	\$627,434.10	0.6750000	0.675
Fire District # 9	536,623,800	\$1,888,915.78	0.3520000	0.352
Fire District #10	15,960,861	\$84,113.74	0.5270000	0.527
Fire District #11	307,549,000	\$1,171,761.69	0.3810000	0.381
Fire District #12	361,280,600	\$1,495,701.68	0.4140000	0.414
Oak Tree Road Special District	15,352,100	\$46,484.00	0.3027859	0.303
Main Street Special District	16,735,200	\$105,000.00	0.6274200	0.628

MIDDLESEX COUNTY TAX ASSESSORS

DISTRICT	ASSESSOR	ADDRESS	TELEPHONE
CARTERET	Charles Heck	Borough of Carteret Municipal Building 61 Cooke Ave., Carteret, NJ, 07008-3046	732-541-3820 x4
CRANBURY	Steven Benner	Township of Cranbury Municipal Building 23-A No. Main St., Cranbury, NJ, 08512-3203	609-395-0900 x235
DUNELLEN	Richard Gianchiglia	Dunellen Borough Municipal Building 355 North Ave., Dunellen, NJ, 08812-1249	732-968-3323
EAST BRUNSWICK	Frank Colon	East Brunswick Township Municipal Building 1 Jean Walling Civic Center PO Box 1081, East Brunswick, NJ, 08816-3529	732-390-6845
EDISON	Victoria Riddle	Edison Township Municipal Building 100 Municipal Blvd., Edison, NJ, 08817-3738	732-248-7211
HELMETTA	Kenneth Pacera	Borough of Helmetta Municipal Building 60 Main Street, PO Box 378, Helmetta, NJ, 08828-1126	732-521-4946 x102
HIGHLAND PARK	Thomas Mancuso	Borough of Highland Park Municipal Building 221 South 5th Ave., Box 1330, Highland Park, NJ, 08904	732-819-3787
JAMESBURG	Kenneth Pacera	Borough of Jamesburg Municipal Building 131 Perrineville Road, Jamesburg, NJ, 08831-1672	732-521-2222 x101
METUCHEN	Robert Sweeney	Borough of Metuchen Municipal Building 500 Main Street PO Box 592, Metuchen, NJ, 08840	732-632-8516
MIDDLESEX	Frank Betts	Borough of Middlesex Municipal Building 1200 Mountain Ave., Middlesex, NJ, 08846-2037	732-356-7400 x270
MILLTOWN	Eldo Magnani, Jr.	Borough of Milltown Municipal Building 39 Washington Ave., Milltown, NJ, 08850-1219	732-828-2100 x142
MONROE	Mitchell Elias	Township of Monroe Municipal Building 1 Municipal Plaza, Monroe Township, NJ, 08831-1900	732-521-4400
NEW BRUNSWICK	Philip Duchesneau	City of New Brunswick Municipal Building 78 Bayard Street, New Brunswick, NJ, 08901-2113	732-745-5006
NORTH BRUNSWICK	Dianne Walker	Township of North Brunswick Municipal Building 710 Hermann Rd., PO Box 6019, North Brunswick, NJ, 08902-2850	732-247-0922 x465
OLD BRIDGE	Brian Enright	Township of Old Bridge Municipal Building, One Old Bridge Plaza, Old Bridge, NJ, 08857-2497	732-721-5600 x2700
PERTH AMBOY	Joann Jimenez	City of Perth Amboy Municipal Building 260 High Street, Perth Amboy, NJ, 08861-4451	732-826-0290
PISCATAWAY	Lisa E. Stephens	Township of Piscataway Municipal Building 455 Hoes Lane, Piscataway, NJ, 08854-4147	732-562-2328
PLAINSBORO	Thomas Mancuso	Township of Plainsboro Municipal Building 641 Plainsboro Rd, Plainsboro, NJ, 08536-2008	609-799-0909 x324
SAYREVILLE	Joseph J. Kupsch, Jr.	Borough of Sayreville Municipal Building 167 Main Street, Sayreville, NJ, 08872-1149	732-390-7080
SOUTH AMBOY	Brian Enright	City of South Amboy Municipal Building 140 No. Broadway, South Amboy, NJ, 08879-1642	732-525-5986
SOUTH BRUNSWICK	Keith Fasanella	Township of South Brunswick Municipal Building P.O. Box 190, Monmouth Junction, NJ, 08852-0190	732-329-4000 x7229
SOUTH PLAINFIELD	Marge Ackerman	Borough of South Plainfield Municipal Building 2480 Plainfield Ave., South Plainfield, NJ, 07080-3531	908-226-7622
SOUTH RIVER	Michael Frangella	Borough of South River Municipal Building 48 Washington Street, South River, NJ, 08882-1247	732-257-1999 x123
SPOTSWOOD	Patricia Williams	Borough of Spotswood Municipal Building 77 Summerhill Rd., Spotswood, NJ, 08884-1233	732-251-0700 x835
WOODBIDGE	Richard Duda	Township of Woodbridge Municipal Building 1 Main Street, Woodbridge, NJ, 07095-3352	732-634-4500

MIDDLESEX COUNTY TAX COLLECTORS

DISTRICT	COLLECTOR	ADDRESS	TELEPHONE
CARTERET	Patrick J. DeBlasio	Borough of Carteret Municipal Building 20 Cooke Ave., Carteret, NJ, 07008	732-541-3820- 1-3101
CRANBURY	Mary Testari	Township of Cranbury Municipal Building 23-A No. Main St., Cranbury, NJ, 08512	609-395-0900 x228
DUNELLEN	Eileen Leonard	Dunellen Borough Municipal Building 355 North Ave., Dunellen, NJ, 08812	732-968-1226
EAST BRUNSWICK	Michelle O'Hara	East Brunswick Township Municipal Building 1 Jean Walling Civic Center PO Box 1081, East Brunswick, NJ, 08816-1081	732-390-6835
EDISON	Richard Lorentzen	Edison Township Municipal Building 100 Municipal Blvd., Edison, NJ, 08817	732-248-7220
HELMETTA	Denise Jawidzik	Borough of Helmetta Municipal Building 60 Main Street, PO Box 378, Helmetta, NJ, 08828	732-521-4946 x103
HIGHLAND PARK	Kathleen Kovach	Borough of Highland Park Municipal Building 221 South 5th Ave., Box 1330, Highland Park, NJ, 08904	732-819-3786
JAMESBURG	Denise Jawidzik	Borough of Jamesburg Municipal Building 131 Perrineville Road, Jamesburg, NJ, 08831	732-521-2222 x110
METUCHEN	Rebecca Cuthbert	Borough of Metuchen Municipal Building 500 Main Street PO Box 592, Metuchen, NJ, 08840	732-632-8512
MIDDLESEX	Tonya Hubosky	Borough of Middlesex Municipal Building 1200 Mountain Ave., Middlesex, NJ, 08846	732-356-7400 x242
MILLTOWN	Diane M. Wagner	Borough of Milltown Municipal Building 39 Washington Ave., Milltown, NJ, 08850	732-828-2100 x129
MONROE	LuAnn McGraw-Russell	Township of Monroe Municipal Building 1 Municipal Plaza, Monroe Township, NJ, 08831	732-521-4400
NEW BRUNSWICK	Marilyn Chetrancolo	City of New Brunswick Municipal Building PO Box 269 New Brunswick, NJ, 08901-2113	732-745-5034
NORTH BRUNSWICK	Laurie Hammarstrom	Township of North Brunswick Municipal Building 710 Hermann Rd., PO Box 6019, North Brunswick, NJ, 08902	732-247-0922 x460
OLD BRIDGE	Maureen Ray	Township of Old Bridge Municipal Building, 1 Old Bridge Plaza, Old Bridge, NJ, 08857	732-721-5600 x2950
PERTH AMBOY	Nancy Martin	City of Perth Amboy Municipal Building 260 High Street, Perth Amboy, NJ, 08861	732-826-0290
PISCATAWAY	David Marshall	Township of Piscataway Municipal Building 455 Hoes Lane, Piscataway, NJ, 08854	732-562-2331
PLAINSBORO	Mary Testori	Township of Plainsboro Municipal Building 641 Plainsboro Rd., Box 278, Plainsboro, NJ, 08536	609-799-0909 x320
SAYREVILLE	Donna Brodzinski	Borough of Sayreville Municipal Building 167 Main Street, Sayreville, NJ, 08872	732-390-7040
SOUTH AMBOY	Joanne Katko	City of South Amboy Municipal Building 140 N. Broadway, South Amboy, NJ, 08879	732-525-5924
SOUTH BRUNSWICK	Wendy Bukowski	Township of South Brunswick Municipal Building P.O. Box 190, Monmouth Junction, NJ, 08852	732-329-4000 x7345
SOUTH PLAINFIELD	Kimberly Clifford	Borough of South Plainfield Municipal Building 2480 Plainfield Ave., South Plainfield, NJ, 07080	908-226-7613
SOUTH RIVER	Patrick DeBlasio	Borough of South River Municipal Building 48 Washington Street, South River, NJ, 08882	732-257-1999 x103
SPOTSWOOD	Barbara Petren	Borough of Spotswood Municipal Building 77 Summerhill Rd., Spotswood, NJ, 08884	732-251-0700 x830
WOODBIDGE	Richard Lorentzen	Township of Woodbridge Municipal Building 1 Main Street, Woodbridge, NJ, 07095	732-634-4500





Total Amount of Miscellaneous Revenues (Including Surplus Revenues Appropriated) for the Support of the County Budget-----	\$97,610,000.00
Rate per \$100 to be applied to Col. 11 for Apportionment of County Taxes-----	.27760214
Net County Taxes Apportioned-----	\$308,640,000.00
Debit and Credit Adjustments-----	\$ 1,635,253.07
Total Taxes Apportioned-----	\$310.275,253.07


* - Net Overpayments are added to the Net Taxes Apportioned
 Net Underpayments are deducted from the Net Taxes Apportioned

Rate per \$100.00 to be applied to Col. 11 for the Apportionment of Open Space Taxes----- .0200000


County Percentage Level of Taxable Value of Real Property is 100%

MIDDLESEX COUNTY BOARD OF TAXATION

	 Richard Lorentzen, President
	 Victor DiLeo, Vice President
	 Michael Lachs, Commissioner
	 Kevin Egan, Commissioner

ATTEST: 
 Irving Verosloff, Administrator

I hereby certify this to be a true copy of the Abstract of Ratables and Exemptions for the County of Middlesex, State of New Jersey for the year 2010 as filed with me by the Middlesex County Board of Taxation


 James J. Phillips, County Treasurer