

ABSTRACT OF RATABLES
PASSAIC COUNTY
2011



PASSAIC COUNTY BOARD OF TAXATION

ERNEST SCHEIDEMANN, President
VILMO DiPAOLO, Commissioner
LOUIS BATELLI, Commissioner
JAY R. SCHWARTZ, M.P.A., C.T.A., Tax Administrator
PATRICIA J. MEOLA, Adm. Secretary to Tax Administrator

435 Hamburg Turnpike, Wayne, Nw Jersey 07470
Telephone: (973) 720-7399

2011 ABSTRACT OF RATABLES FOR THE COUNTY OF PASSAIC

TAXING DISTRICTS	1		2	3	4	5	6
	TAXABLE VALUE		TAXABLE VALUE OF LAND AND IMPROVEMENTS (COL 1A+1B)	TOTAL TAXABLE VALUE OF PARTIAL EXEMPTIONS & ABATEMENTS (ASSESSED VAL.)	NET TAXABLE VALUE OF LAND & IMPROVEMENTS (COL 2-3)	TAXABLE VALUE COMMUNICATION EQUIPMENT	NET TAXABLE VALUE (COL 4+5)
	(A) LAND	(B) IMPROVEMENTS (INCLUDES PARTIAL EXEMPTIONS & ABATEMENTS)					
01:BLOOMINGDALE BORO	175,723,614	244,718,350	420,441,964	0	420,441,964	0	420,441,964
02:CLIFTON CITY	2,478,280,600	2,813,936,400	5,292,217,000	499,600	5,291,717,400	8,198,800	5,299,916,200
03:HALEDON BORO	103,424,200	226,222,600	329,646,800	0	329,646,800	0	329,646,800
04:HAWTHORNE BORO	594,319,400	639,892,100	1,234,211,500	0	1,234,211,500	672,157	1,234,883,657
05:LITTLE FALLS TWP	882,538,700	1,020,630,000	1,903,168,700	0	1,903,168,700	6,429,200	1,909,597,900
06:NORTH HALEDON BORO	173,432,500	268,621,500	442,054,000	0	442,054,000	371,880	442,425,880
07:PASSAIC CITY	484,559,300	860,664,800	1,345,224,100	2,837,700	1,342,386,400	5,814,500	1,348,200,900
08:PATERSON CITY	4,309,849,790	4,854,553,852	9,164,403,642	0	9,164,403,642	13,832,573	9,178,236,215
09:POMPTON LAKES BORO	221,040,800	408,043,200	629,084,000	0	629,084,000	0	629,084,000
10:PROSPECT PARK BORO	52,393,625	128,965,825	181,359,450	0	181,359,450	228,200	181,587,650
11:RINGWOOD BORO	918,838,600	794,738,600	1,713,577,200	0	1,713,577,200	0	1,713,577,200
12:TOTOWA BORO	1,129,734,700	1,275,079,000	2,404,813,700	0	2,404,813,700	2,718,721	2,407,532,421
13:WANAQUE BORO	233,188,000	346,071,284	579,259,284	0	579,259,284	0	579,259,284
14:WAYNE TWP	2,411,644,700	2,853,236,000	5,264,880,700	0	5,264,880,700	495	5,264,881,195
15:WEST MILFORD TWP	541,536,100	947,335,600	1,488,871,700	0	1,488,871,700	3,915,095	1,492,786,795
16:WOODLAND PARK BORO	763,664,000	918,949,600	1,682,613,600	0	1,682,613,600	1,267,698	1,683,881,298
PASSAIC	15,474,168,629	18,601,658,711	34,075,827,340	3,337,300	34,072,490,040	43,449,319	34,115,939,359

2011 ABSTRACT OF RATABLES FOR THE COUNTY OF PASSAIC

TAXING DISTRICTS	7	8	9		10		NET VALUATION FOR COUNTY TAX APPORTIONMENT (COL 6-9A+9B -10A+10B)
	GENERAL TAX RATE PER \$100	COUNTY EQUALIZATION RATIO	TRUE VALUE		EQUALIZATION		
			(A) UEZ ABATEMENT EXPIRED	(B) CLASS II RAILROADS	(A) AMOUNTS DEDUCTED	(B) AMOUNTS ADDED	
01:BLOOMINGDALE BORO	6.414	44.76%	0	0		521,407,440	941,849,404
02:CLIFTON CITY	4.794	51.90%	0	0		5,039,605,121	10,339,521,321
03:HALEDON BORO	6.041	50.71%	0	0		323,156,590	652,803,390
04:HAWTHORNE BORO	5.099	44.53%	0	0		1,550,207,946	2,785,091,603
05:LITTLE FALLS TWP	2.145	100.96%	0	0	7,511,691		1,902,086,209
06:NORTH HALEDON BORO	6.661	31.23%	0	0		975,485,757	1,417,911,637
07:PASSAIC CITY	6.891	38.91%	0	0		2,198,955,767	3,547,156,667
08:PATERSON CITY	2.515	109.53%	0	0	677,007,186		8,501,229,029
09:POMPTON LAKES BORO	6.294	45.59%	0	0		760,822,868	1,389,906,868
10:PROSPECT PARK BORO	6.215	52.19%	0	0		168,003,367	349,591,017
11:RINGWOOD BORO	2.654	95.87%	0	0		74,649,464	1,788,226,664
12:TOTOWA BORO	1.965	97.98%	0	0		64,759,038	2,472,291,459
13:WANAQUE BORO	6.302	43.01%	0	0		771,992,146	1,351,251,430
14:WAYNE TWP	4.689	49.50%	0	0		5,411,399,704	10,676,280,899
15:WEST MILFORD TWP	6.232	43.48%	0	0		1,940,453,011	3,433,239,806
16:WOODLAND PARK BORO	2.433	94.40%	0	0		109,737,986	1,793,619,284
PASSAIC		%	0	0	684,518,877	19,910,636,205	53,342,056,687

2011 ABSTRACT OF RATABLES FOR THE COUNTY OF PASSAIC

SECTION 12 - A

TAXING DISTRICT	(i)	(ii)				(iii)	(iv)	(v)
	TOTAL COUNTY TAXES APPORTIONED	ADJUSTMENTS RESULTING FROM:				NET COUNTY TAXES APPORTIONED	MUNICIPAL BUDGET STATE AID	NET COUNTY TAXES APPORTIONED LESS STATE AID (COL. 12 AIII-12AIV-COUNTY BPP ADJUSTMENT)
		(A) EQUAL TABLE APPEALS		(B) APPEALS & CORRECTIONS				
		DEDUCT OVERPAY	ADD UNDERPAY	DEDUCT OVERPAY	ADD UNDERPAY			
01:BLOOMINGDALE BORO	5,339,697.09	.00	.00	16,456.02	.00	5,323,241.07	.00	5,323,241.07
02:CLIFTON CITY	58,618,619.55	.00	.00	201,280.90	.00	58,417,338.65	.00	58,417,338.65
03:HALEDON BORO	3,700,986.96	.00	.00	8,062.28	.00	3,692,924.68	.00	3,692,924.68
04:HAWTHORNE BORO	15,789,727.59	.00	.00	54,922.60	.00	15,734,804.99	.00	15,734,804.99
05:LITTLE FALLS TWP	10,783,639.24	.00	.00	46,138.55	.00	10,737,500.69	.00	10,737,500.69
06:NORTH HALEDON BORO	8,038,672.22	.00	.00	4,954.77	.00	8,033,717.45	.00	8,033,717.45
07:PASSAIC CITY	20,110,159.91	.00	.00	515,160.44	.00	19,594,999.47	.00	19,594,999.47
08:PATERSON CITY	48,196,651.93	.00	.00	1,385,558.01	.00	46,811,093.92	.00	46,811,093.92
09:POMPTON LAKES BORO	7,879,902.69	.00	.00	24,604.48	.00	7,855,298.21	.00	7,855,298.21
10:PROSPECT PARK BORO	1,981,962.43	.00	.00	4,150.81	.00	1,977,811.62	.00	1,977,811.62
11:RINGWOOD BORO	10,138,126.83	.00	.00	22,295.96	.00	10,115,830.87	.00	10,115,830.87
12:TOTOWA BORO	14,016,346.40	.00	.00	394,706.72	.00	13,621,639.68	.00	13,621,639.68
13:WANAQUE BORO	7,660,750.54	.00	.00	27,194.24	.00	7,633,556.30	.00	7,633,556.30
14:WAYNE TWP	60,527,835.75	.00	.00	458,342.80	.00	60,069,492.95	.00	60,069,492.95
15:WEST MILFORD TWP	19,464,322.55	.00	.00	96,775.39	.00	19,367,547.16	.00	19,367,547.16
16:WOODLAND PARK BORO	10,168,698.40	.00	.00	163,996.11	.00	10,004,702.29	.00	10,004,702.29
PASSAIC	302,416,100.08	.00	.00	3,424,600.08	.00	298,991,500.00	.00	298,991,500.00

2011 ABSTRACT OF RATABLES FOR THE COUNTY OF PASSAIC

TAXING DISTRICTS	SECTION 12 - B			SECTION 12 - C		
	(A)	(B)	(C)	LOCAL TAXES TO BE RAISED FOR:		
	COUNTY LIBRARY TAXES APPORTIONED	COUNTY HEALTH SERVICE TAXES APPORTIONED	COUNTY OPEN SPACE TAXES APPORTIONED	(i) DISTRICT SCHOOL PURPOSES		
			(A) DISTRICT SCHOOL (adjusted for BPP)	(B) REG., CONSOL. & JOINT SCHOOL (adjusted for BPP)	(C) LOCAL SCHOOL (adjusted for BPP)	
01:BLOOMINGDALE BORO	.00	.00	94,184.94	14,216,081.00	.00	.00
02:CLIFTON CITY	.00	.00	1,033,952.13	119,728,264.00	.00	.00
03:HALEDON BORO	.00	.00	65,280.34	5,600,331.00	4,280,610.96	.00
04:HAWTHORNE BORO	.00	.00	278,509.16	33,437,997.00	.00	.00
05:LITTLE FALLS TWP	.00	.00	190,208.62	12,475,871.50	6,425,410.11	.00
06:NORTH HALEDON BORO	.00	.00	141,791.16	9,453,714.00	2,933,019.95	.00
07:PASSAIC CITY	.00	.00	354,715.67	17,135,408.50	.00	.00
08:PATERSON CITY	.00	.00	850,122.90	39,359,391.00	.00	.00
09:POMPTON LAKES BORO	.00	.00	138,990.69	22,564,083.00	.00	.00
10:PROSPECT PARK BORO	.00	.00	34,959.10	2,865,164.00	2,705,468.09	.00
11:RINGWOOD BORO	.00	.00	178,822.67	15,934,379.00	8,976,308.36	.00
12:TOTOWA BORO	.00	.00	247,229.15	13,317,709.00	8,960,294.33	.00
13:WANAQUE BORO	.00	.00	135,125.14	12,841,729.00	7,090,700.64	.00
14:WAYNE TWP	.00	.00	1,067,628.09	128,169,824.00	.00	.00
15:WEST MILFORD TWP	.00	.00	343,323.98	50,883,737.00	.00	.00
16:WOODLAND PARK BORO	.00	.00	179,361.92	13,743,005.00	5,728,476.56	.00
PASSAIC	.00	.00	5,334,205.66	511,726,688.00	47,100,289.00	.00

2017 ABSTRACT OF RATABLES FOR THE COUNTY OF PASSAIC

	SECTION 12 - C			SECTION 12 - D
	LOCAL TAXES TO BE RAISED FOR:			
	(ii) LOCAL MUNICIPAL PURPOSES			
TAXING DISTRICTS	(A) MUNICIPAL BUDGET (adjusted for BPP)	(B) MUNICIPAL OPEN SPACE BUDGET	(C) MUNICIPAL LIBRARY BUDGET	TOTAL LEVY ON WHICH TAX RATE IS COMPUTED
01:BLOOMINGDALE BORO	6,912,538.00	105,110.49	313,189.00	26,964,344.50
02:CLIFTON CITY	71,436,493.00	.00	3,412,667.00	254,028,714.78
03:HALEDON BORO	6,055,153.00	.00	217,360.00	19,911,659.98
04:HAWTHORNE BORO	12,581,962.00	.00	925,644.00	62,958,917.15
05:LITTLE FALLS TWP	10,487,720.00	.00	633,893.00	40,950,603.92
06:NORTH HALEDON BORO	8,435,746.00	.00	471,009.00	29,468,997.56
07:PASSAIC CITY	54,659,334.09	.00	1,159,550.91	92,904,008.64
08:PATERSON CITY	142,316,196.11	.00	1,414,579.50	230,751,383.43
09:POMPTON LAKES BORO	8,509,218.00	62,908.00	461,609.00	39,592,106.90
10:PROSPECT PARK BORO	3,701,610.00	.00	.00	11,285,012.81
11:RINGWOOD BORO	10,097,466.00	171,357.00	.00	45,474,163.90
12:TOTOWA BORO	10,314,140.00	.00	835,013.00	47,296,025.16
13:WANAQUE BORO	8,295,089.00	57,926.00	449,764.00	36,503,890.08
14:WAYNE TWP	52,915,488.00	1,052,976.00	3,570,581.00	246,845,990.04
15:WEST MILFORD TWP	* 21,131,900.00	149,278.00	1,147,727.00	93,023,513.14
16:WOODLAND PARK BORO	10,519,119.00	168,388.00	619,631.00	40,962,683.77
PASSAIC	438,369,172.20	1,767,943.49	15,632,217.41	1,318,922,015.76

* See Page 13

SECTION 13

REAL PROPERTY EXEMPT FROM TAXATION

	(A)	(B)	(C)	(D)	(E)	(F)	(G)
TAXING DISTRICTS	PUBLIC SCHOOL	OTHER SCHOOL	PUBLIC PROPERTY	CHURCH AND CHARITABLE	CEMETERIES AND GRAVEYARDS	OTHER EXEMPTS	TOTAL AMOUNT OF EXEMPTS (13A+B+C+D+E+F)
01: BLOOMINGDALE BORO	6,714,900	0	10,960,180	7,984,400	0	4,831,100	30,490,580
02: CLIFTON CITY	132,408,000	27,376,700	129,261,400	145,614,000	47,635,700	38,490,000	520,785,800
03: HALEDON BORO	34,974,400	5,464,100	23,639,700	10,801,400	0	1,998,800	76,878,400
04: HAWTHORNE BORO	25,652,000	1,370,000	53,980,000	18,009,400	136,400	4,908,600	104,056,400
05: LITTLE FALLS TWP	43,994,500	0	293,503,800	17,521,400	0	11,379,100	366,398,800
06: NORTH HALEDON BORO	26,607,300	12,550,600	8,673,700	12,655,300	0	3,350,000	63,836,900
07: PASSAIC CITY	81,059,100	22,897,700	28,796,800	62,849,700	0	207,850,900	403,454,200
08: PATERSON CITY	410,355,500	15,644,500	859,066,100	348,362,300	32,346,500	480,194,603	2,145,969,503
09: POMPTON LAKES BORO	18,099,200	3,004,500	23,289,100	11,579,000	0	1,932,700	57,904,500
10: PROSPECT PARK BORO	3,300,000	5,173,300	2,449,200	7,395,500	0	358,600	18,676,600
11: RINGWOOD BORO	28,517,500	5,573,900	96,664,900	18,218,200	3,600	14,131,600	163,109,700
12: TOTOWA BORO	22,260,500	0	261,636,600	39,104,200	48,082,200	8,665,600	379,749,100
13: WANAQUE BORO	13,887,800	399,600	271,263,200	4,464,000	77,100	2,054,900	292,146,600
14: WAYNE TWP	129,535,700	156,717,700	233,850,700	94,390,000	4,700	87,182,500	701,681,300
15: WEST MILFORD TWP	23,113,700	0	77,750,700	13,698,700	476,600	17,749,200	132,788,900
16: WOODLAND PARK BORO	25,024,900	0	160,803,600	21,157,100	2,133,700	20,131,200	229,250,500
PASSAIC	1,025,505,000	256,172,600	2,535,589,680	833,804,600	130,896,500	905,209,403	5,687,177,783

2011 ABSTRACT OF RATABLES FOR THE COUNTY OF PASSAIC

TAXING DISTRICTS	SECTION 14				SECTION 15	
	AMOUNT OF MISCELLANEOUS REVENUES TO SUPPORT LOCAL BUDGET				DEDUCTIONS ALLOWED	
	(A)	(B)	(C)	(D)	(A)	(B)
	SURPLUS REVENUE	MISCELLANEOUS REVENUES ANTICIPATED	RECEIPTS FROM DELINQUENT TAX	TOTAL OF MISCELLANEOUS REVENUES (COL. 14A+B+C)	SENIOR CITIZEN, DISABLED AND SURVIVING SPOUSE	VETERANS AND WIDOWS
01:BLOOMINGDALE BORO	170,000.00	1,929,472.00	240,000.00	2,339,472.00	23,500.00	66,000.00
02:CLIFTON CITY	3,000,000.00	29,883,263.00	3,000,000.00	35,883,263.00	172,250.00	591,500.00
03:HALEDON BORO	901,000.00	1,359,019.61	445,000.76	2,705,020.37	16,250.00	35,500.00
04:HAWTHORNE BORO	1,225,000.00	30,570,980.07	775,000.00	32,570,980.07	34,250.00	137,750.00
05:LITTLE FALLS TWP	433,000.00	2,910,250.00	489,385.00	3,832,635.00	33,250.00	108,250.00
06:NORTH HALEDON BORO	662,000.00	1,410,509.66	240,000.27	2,312,509.93	23,250.00	86,500.00
07:PASSAIC CITY	3,000,000.00	24,998,082.00	40,000.00	28,038,082.00	63,250.00	73,250.00
08:PATERSON CITY	6,498,366.29	114,017,820.91	475,000.00	120,991,187.20	160,205.00	191,250.00
09:POMPTON LAKES BORO	900,000.00	1,972,186.35	300,000.00	3,172,186.35	25,500.00	95,000.00
10:PROSPECT PARK BORO	478,850.00	1,059,319.88	270,001.82	1,808,171.70	7,250.00	17,250.00
11:RINGWOOD BORO	803,000.00	2,957,512.16	546,554.32	4,307,066.48	13,500.00	94,000.00
12:TOTOWA BORO	1,849,700.00	2,793,198.00	455,000.00	5,097,898.00	54,000.00	115,250.00
13:WANAQUE BORO	60,000.00	2,460,062.75	591,000.16	3,111,062.91	26,000.00	105,750.00
14:WAYNE TWP	7,200,000.00	10,064,968.00	2,885,000.00	20,149,968.00	81,250.00	419,500.00
15:WEST MILFORD TWP	1,900,000.00	6,556,406.39	1,160,000.27	9,616,406.66	82,000.00	251,000.00
16:WOODLAND PARK BORO	1,154,500.00	2,163,996.23	495,000.00	3,813,496.23	31,500.00	108,500.00
PASSAIC	30,235,416.29	237,107,047.01	12,406,942.60	279,749,405.90	847,205.00	2,496,250.00

2011 ABSTRACT OF RATABLES FOR THE COUNTY OF PASSAIC

ADDENDUM TO ABSTRACT OF RATABLES -- ASSESSED VALUE OF PARTIAL EXEMPTIONS & ABATEMENTS (COLUMN 3)

	(1)	(2)	(3)	(4)	(5)	(6)	(7)	(8)	(9)
TAXING DISTRICTS	POLLUTION CONTROL	FIRE SUPPRESSION	FALLOUT SHELTER	WATER-SEWER FACILITY	RENEWABLE ENERGY	UEZ ABATEMENT	HOME IMPROVEMENT	MULTI-FAMILY DWELLING	CLASS 4 ABATEMENT
01:BLOOMINGDALE BORO	0	0	0	0	0	0	0	0	0
02:CLIFTON CITY	0	499,600	0	0	0	0	0	0	0
03:HALEDON BORO	0	0	0	0	0	0	0	0	0
04:HAWTHORNE BORO	0	0	0	0	0	0	0	0	0
05:LITTLE FALLS TWP	0	0	0	0	0	0	0	0	0
06:NORTH HALEDON BORO	0	0	0	0	0	0	0	0	0
07:PASSAIC CITY	0	0	0	0	0	0	0	0	0
08:PATERSON CITY	0	0	0	0	0	0	0	0	0
09:POMPTON LAKES BORO	0	0	0	0	0	0	0	0	0
10:PROSPECT PARK BORO	0	0	0	0	0	0	0	0	0
11:RINGWOOD BORO	0	0	0	0	0	0	0	0	0
12:TOTOWA BORO	0	0	0	0	0	0	0	0	0
13:WANAQUE BORO	0	0	0	0	0	0	0	0	0
14:WAYNE TWP	0	0	0	0	0	0	0	0	0
15:WEST MILFORD TWP	0	0	0	0	0	0	0	0	0
16:WOODLAND PARK BORO	0	0	0	0	0	0	0	0	0
PASSAIC	0	499,600	0	0	0	0	0	0	0

2011 ABSTRACT OF RATABLES FOR THE COUNTY OF PASSAIC

ADDENDUM TO ABSTRACT OF RATABLES -- ASSESSED VALUE OF PARTIAL EXEMPTIONS & ABATEMENTS (CONTINUED)

	(10)	(11)	(12)	(13)	(14)	(15)	(16)	(17)
TAXING DISTRICTS	DWELLING ABATEMENT	DWELLING EXEMPTION	NEW DWELLING CONVERSION ABATEMENT	NEW DWELLING CONVERSION EXEMPTION	MULTI-DWELLING EXEMPTION	MULTI-DWELLING ABATEMENT	COMMERCIAL/ INDUSTRIAL EXEMPTION	TOTAL VALUE
01:BLOOMINGDALE BORO	0	0	0	0	0	0	0	0
02:CLIFTON CITY	0	0	0	0	0	0	0	499,600
03:HALEDON BORO	0	0	0	0	0	0	0	0
04:HAWTHORNE BORO	0	0	0	0	0	0	0	0
05:LITTLE FALLS TWP	0	0	0	0	0	0	0	0
06:NORTH HALEDON BORO	0	0	0	0	0	0	0	0
07:PASSAIC CITY	2,837,700	0	0	0	0	0	0	2,837,700
08:PATERSON CITY	0	0	0	0	0	0	0	0
09:POMPTON LAKES BORO	0	0	0	0	0	0	0	0
10:PROSPECT PARK BORO	0	0	0	0	0	0	0	0
11:RINGWOOD BORO	0	0	0	0	0	0	0	0
12:TOTOWA BORO	0	0	0	0	0	0	0	0
13:WANAQUE BORO	0	0	0	0	0	0	0	0
14:WAYNE TWP	0	0	0	0	0	0	0	0
15:WEST MILFORD TWP	0	0	0	0	0	0	0	0
16:WOODLAND PARK BORO	0	0	0	0	0	0	0	0
PASSAIC	2,837,700	0	0	0	0	0	0	3,337,300

2011 ABSTRACT OF RATABLES FOR THE COUNTY OF PASSAIC

ADDENDUM -- EQUALIZED VALUE BASED ON IN LIEU OF TAXES (COL. 10B)

	(1) C.12 PL 1977 IN LIEU OF TAX	(2) NJ HOUSING FINANCE AGENCY	(3) URBAN RENEWAL	(4) OTHER	(5) TOTAL
TAXING DISTRICTS					
01:BLOOMINGDALE BORO	0	0	0	0	0
02:CLIFTON CITY	0	0	0	0	0
03:HALEDON BORO	0	0	0	0	0
04:HAWTHORNE BORO	0	0	0	0	0
05:LITTLE FALLS TWP	0	0	0	0	0
06:NORTH HALEDON BORO	0	0	0	0	0
07:PASSAIC CITY	0	0	0	0	0
08:PATERSON CITY	0	0	0	0	0
09:POMPTON LAKES BORO	0	0	0	0	0
10:PROSPECT PARK BORO	0	0	0	0	0
11:RINGWOOD BORO	0	0	0	0	0
12:TOTOWA BORO	0	0	0	0	0
13:WANAQUE BORO	0	0	0	0	0
14:WAYNE TWP	0	0	0	0	0
15:WEST MILFORD TWP	0	0	0	0	0
16:WOODLAND PARK BORO	0	0	0	0	0
PASSAIC	0	0	0	0	0

BREAKDOWN OF GENERAL TAX RATE

TAXING DISTRICTS	COUNTY TAX	LIBRARY TAX	HEALTH SERVICE TAX	COUNTY OPEN SPACE TAX	DISTRICT SCHOOL TAX	REGIONAL SCHOOL TAX	LOCAL SCHOOL TAX	MUNICIPAL PURPOSE TAX	MUNICIPAL OPEN SPACE TAX	MUNICIPAL LIBRARY TAX	GENERAL TAX RATE	EFFECTIVE TAX RATE
01:BLOOMINGDALE BORO	1.267	.000	.000	.023	3.386	.000	.000	1.644	.020	.074	6.414	2.863
02:CLIFTON CITY	1.103	.000	.000	.020	2.260	.000	.000	1.347	.000	.064	4.794	2.457
03:HALEDON BORO	1.121	.000	.000	.020	1.699	1.299	.000	1.837	.000	.065	6.041	3.050
04:HAWTHORNE BORO	1.275	.000	.000	.023	2.708	.000	.000	1.019	.000	.074	5.099	2.261
05:LITTLE FALLS TWP	.563	.000	.000	.010	.654	.336	.000	.549	.000	.033	2.145	2.153
06:NORTH HALEDON BORO	1.816	.000	.000	.033	2.137	.663	.000	1.906	.000	.106	6.661	2.078
07:PASSAIC CITY	1.454	.000	.000	.027	1.270	.000	.000	4.054	.000	.086	6.891	2.619
08:PATERSON CITY	.511	.000	.000	.010	.429	.000	.000	1.550	.000	.015	2.515	2.714
09:POMPTON LAKES BORO	1.249	.000	.000	.023	3.587	.000	.000	1.353	.009	.073	6.294	2.849
10:PROSPECT PARK BORO	1.090	.000	.000	.020	1.578	1.489	.000	2.038	.000	.000	6.215	3.228
11:RINGWOOD BORO	.591	.000	.000	.011	.930	.524	.000	.589	.009	.000	2.654	2.543
12:TOTOWA BORO	.566	.000	.000	.011	.554	.372	.000	.428	.000	.034	1.965	1.913
13:WANAQUE BORO	1.318	.000	.000	.024	2.217	1.224	.000	1.432	.010	.077	6.302	2.701
14:WAYNE TWP	1.141	.000	.000	.021	2.435	.000	.000	1.005	.020	.067	4.689	2.312
15:WEST MILFORD TWP	1.298	.000	.000	.023	3.409	.000	.000	1.416	.010	.076	6.232	2.709
16:WOODLAND PARK BORO	.595	.000	.000	.011	.817	.341	.000	.624	.009	.036	2.433	2.284

2011 ABSTRACT OF RATABLES FOR THE COUNTY OF PASSAIC

ADDENDUM: STATE AID ADJUSTMENT FOR BPP

ADDENDUM: REAP DISTRIBUTION SUMMARY

TAXING DISTRICT	DISTRICT SCHOOL	REGIONAL SCHOOL	MUNICIPAL	ELIGIBLE PROPERTY ASSESSMENTS	R.E.A.P. AID	TAX RATE CREDIT
01: BLOOMINGDALE BORO						
02: CLIFTON CITY						
03: HALEDON BORO	\$21,801.00	\$16,189.00				
04: HAWTHORNE BORO						
05: LITTLE FALLS TWP						
06: NORTH HALEDON BORO						
07: PASSAIC CITY						
08: PATERSON CITY						
09: POMPTON LAKES BORO						
10: PROSPECT PARK BORO						
11: RINGWOOD BORO						
12: TOTOWA BORO						
13: WANAQUE BORO						
14: WAYNE TWP						
15: WEST MILFORD TWP						
16: WOODLAND PARK BORO						
PASSAIC	\$21,801.00	\$16,189.00				


2011 ABSTRACT OF RATABLES FOR THE COUNTY OF PASSAIC


SPECIAL TAXING DISTRICTS

TAXING DISTRICT	SPECIAL TAXING DISTRICT	NUMBER OF RATABLES	RATABLE VALUE	BUDGET	SPECIAL DISTRICT RATE
15:WEST MILFORD TWP	GARBAGE DISTRICT: G01	11,745	1,492,783,695	2,065,000.00	.139


Total Amount of Miscellaneous Revenues (included Surplus Revenues Appropriated) for the Support of the County Budget	115,682,925.60
Rate per \$100 to be applied to Column 11 for apportionment of County Taxes56693746
Net County Taxes Apportioned (Column 12 A iii)	298,991,500.00
* Adjustments (Net Total (Column 12 A i))	3,424,600.08
* Net Overpayments are added to the Net Taxes Apportioned Net Underpayments are deducted from the Net Taxes Apportioned	
Rate per \$100 to be applied to Column 11 for apportionment of Library Taxes00000000
Rate per \$100 to be applied to Column 11 for apportionment of Health Taxes00000000
Rate per \$100 to be applied to Column 11 for apportionment of Open Space Taxes01000000
County Percentage Level of Taxable Value of Real Property is 100%	

PASSAIC COUNTY BOARD OF TAXATION



 Ernest Scheidemann, President


 Vilmo DiPaolo, Commissioner


 Louis Batelli, Commissioner

ATTEST: 
 Jay Schwartz, M.P.A., CTA

I hereby certify this to be a true copy of the Abstract of Ratables and Exemptions for the County of PASSAIC, State of New Jersey for the year 2011 as filed with me by the PASSAIC County Board of Taxation


 Patricia J. Meola
 Administrative Secretary

PASSAIC COUNTY ASSESSORS

1. Bloomingdale Borough Brian Townsend 973-838-7426 101 Hamburg Tpke.
Fax 838-5115 Bloomingdale, NJ 07403
2. Clifton City Jack Whiting 973-470-5838 900 Clifton Ave
JWHITING@CLIFTONNJ.ORG Fax 470-5923 Clifton, NJ 07013
3. Haledon Borough Brian Townsend 973-942-6538 Ext 131 510 Belmont Ave
Fax 790-4781 Haledon, NJ 07508
4. Hawthorne Borough Tim Henderson 973-427-1169 445 Lafayette Ave
TAXI17@BERGEN.ORG Fax 427-2819 Hawthorne, NJ 07506
5. Little Falls Township Richard Hamilton 973-256-0272 225 Main St.
Rhamilton@LFNJ.com Fax 256-8017 Little Falls, NJ 07424
Dliscio@LFNJ.com
6. North Haledon Borough Tim Henderson 973-427-7520 103 Overlook Ave
TAXI17@BERGEN.ORG Fax 427-1846 North Haledon, NJ 07508
7. Passaic City Thomas Poalillo 973-365-5542 330 Passaic St.
Fax 365-5541 Passaic, NJ 07055
8. Paterson City Charles Parmelli 973-321-1380 155 Market St
mrinaldi@patersonnj.gov Fax 321-1381 Paterson, NJ 07505
9. Pompton Lakes Borough Michael Barker 973-835-0143 Ext 231 25 Lenox Ave
assessor@pomptonlakesgov.com Fax 835-0958 Pompton Lakes, NJ 07442
10. Prospect Park Borough Rose Farrell 973-790-7902 Ext 517 106 Brown Ave
rmsf05@yahoo.com Fax 790-6632 Prospect Park, NJ 07508
11. Ringwood Borough Rich Motyka 973-475-7118 60 Margaret King Ave
rmotyka@ringwoodnj.net Fax 962-6028 Ringwood, NJ 07456
12. Totowa Borough Curt Masklee 973-956-1007 537 Totowa Rd.
Fax 956-5668 Totowa, NJ 07512
13. Wanaque Borough Brian Townsend 973-839-3000 Ext 7130 579 Ringwood Ave
Fax 839-4959 Wanaque, NJ 07465
14. Wayne Township Dorothy Kreitz 973-694-1800 Ext 3226 475 Valley Rd.
KreitzD@waynetownship.com Fax 694-7004 Wayne, NJ 07470
15. West Milford Township Brian Townsend 973-728-2870 1480 Union Valley Rd
Taxassessor@westmilford.org Fax 728-2877 West Milford, NJ 07480
16. Woodland Park Borough Tim Henderson 973-345-8100 Ext 212 5 Brophy Lane
TAXI17@BERGEN.ORG Fax 345-7583 Woodland Park, NJ 07424

PASSAIC COUNTY COLLECTORS

1. Bloomingdale Borough Ida Mae Renne 973-838-0330 101 Hamburg Tpke.
Fax 838-5115 Bloomingdale, NJ 07403
2. Clifton City Kathleen Silber 973-470-5830 900 Clifton Ave
Fax 471-9336 Clifton, NJ 07013
3. Haledon Borough Stephen Sanzari 973-942-6538 Ex 105 510 Belmont Ave
Fax 790-4781 Haledon, NJ 07508
4. Hawthorne Borough Barbara Crowley 973-427-1242 445 Lafayette Ave
Fax 427-2819 Hawthorne, NJ 07506
5. Little Falls Township Denise Whiteside 973-256-0994 225 Main St.
Fax 256-3269 Little Falls, NJ 07424
6. North Haledon Borough Maureen Kurzynski 973-427-5810 103 Overlook Ave
Fax 636-9101 North Haledon, 07508
7. Passaic City Carrie Malak 973-365-5530 330 Passaic St.
Fax 365-5532 Passaic, NJ 07055
8. Paterson City Kathleen Gibson 973-321-1300 155 Market St.
Fax 321-1301 Paterson, NJ 07505
9. Pompton Lakes Borough Gail Bado 973-835-0143 25 Lenox Ave
Fax 835-0958 Pompton Lakes 07442
10. Prospect Park Borough Stephen Sanzari 973-790-7902 Ex 517 106 Brown Ave
Fax 790-6632 Prospect Park NJ 07508
11. Ringwood Borough Gail Bado 973-475-7148 60 Margaret King Ave
Fax 962-6028 Ringwood, NJ 07456
12. Totowa Borough James Ten Hoeve 973-956-1003 537 Totowa Rd
Elaine Reddin Fax 956-5668 Totowa, NJ 07512
13. Wanaque Borough Ann M. Smolen 973-839-3000 Ex 7125 579 Ringwood Ave
Fax 839-4959 Wanaque, NJ 07465
14. Wayne Township Judith Curren 973-694-1800 Ex 3217 475 Valley Rd
Fax 694-9385 Wayne, NJ 07470
15. West Milford Township Rita DeNivo 973-728-2785 1480 Union Valley Rd
Fax 728-2877 West Milford, NJ 07480
16. Woodland Park Borough Ida Mae Renne 973-345-8101 Ex 101 5 Brophy Lane
Fax 345-7583 West Paterson NJ 07424