

# **ABSTRACT OF RATABLES**

## **PASSAIC COUNTY**

**2015**



## **PASSAIC COUNTY BOARD OF TAXATION**

**ERNEST SCHEIDEMANN, President**

**VILMO DiPAOLO, Commissioner**

**LOUIS BATELLI, Commissioner**

**JAY R. SCHWARTZ, M.P.A., C.T.A., Tax Administrator**

**435 Hamburg Turnpike, Wayne, New Jersey 07470**

**Telephone: (973) 720-7399**

2015 ABSTRACT OF RATABLES FOR THE COUNTY OF PASSAIC

TAXING DISTRICTS	1		2	3	4	5	6
	TAXABLE VALUE		TAXABLE VALUE OF LAND AND IMPROVEMENTS (COL 1A+1B)	TOTAL TAXABLE VALUE OF PARTIAL EXEMPTIONS & ABATEMENTS (ASSESSED VAL.)	NET TAXABLE VALUE OF LAND & IMPROVEMENTS (COL 2-3)	TAXABLE VALUE COMMUNICATION EQUIPMENT	NET TAXABLE VALUE (COL 4+5)
	(A) LAND	(B) IMPROVEMENTS (INCLUDES PARTIAL EXEMPTIONS & ABATEMENTS)					
01:BLOOMINGDALE BORO	347,511,500	388,709,200	736,220,700	0	736,220,700	0	736,220,700
02:CLIFTON CITY	2,481,950,800	2,861,530,000	5,343,480,800	499,600	5,342,981,200	7,174,308	5,350,155,508
03:HALEDON BORO	158,574,100	356,547,900	515,122,000	0	515,122,000	0	515,122,000
04:HAWTHORNE BORO	594,112,400	627,223,500	1,221,335,900	0	1,221,335,900	531	1,221,336,431
05:LITTLE FALLS TWP	663,435,900	815,050,800	1,478,486,700	0	1,478,486,700	4,260,800	1,482,747,500
06:NORTH HALEDON BORO	488,451,100	692,484,100	1,180,935,200	0	1,180,935,200	908	1,180,936,108
07:PASSAIC CITY	484,878,900	840,161,800	1,325,040,700	2,222,200	1,322,818,500	5,814,500	1,328,633,000
08:PATERSON CITY	1,696,029,300	3,978,541,300	5,674,570,600	0	5,674,570,600	13,181,928	5,687,752,528
09:POMPTON LAKES BORO	218,525,500	397,526,200	616,051,700	0	616,051,700	0	616,051,700
10:PROSPECT PARK BORO	75,135,800	188,456,900	263,592,700	0	263,592,700	145,000	263,737,700
11:RINGWOOD BORO	747,347,700	721,870,600	1,469,218,300	0	1,469,218,300	0	1,469,218,300
12:TOTOWA BORO	1,088,919,800	1,217,302,000	2,306,221,800	289,900	2,305,931,900	2,290,124	2,308,222,024
13:WANAQUE BORO	432,271,500	688,918,600	1,121,190,100	0	1,121,190,100	0	1,121,190,100
14:WAYNE TWP	2,377,307,200	2,751,603,700	5,128,910,900	0	5,128,910,900	0	5,128,910,900
15:WEST MILFORD TWP	1,127,310,300	1,638,830,300	2,766,140,600	0	2,766,140,600	100	2,766,140,700
16:WOODLAND PARK BORO	684,414,300	958,651,500	1,643,065,800	262,600	1,642,803,200	1,171,996	1,643,975,196
PASSAIC	13,666,176,100	19,123,408,400	32,789,584,500	3,274,300	32,786,310,200	34,040,195	32,820,350,395

2015 ABSTRACT OF RATABLES FOR THE COUNTY OF PASSAIC

TAXING DISTRICTS	7	8	9		10		11
	GENERAL TAX RATE PER \$100	COUNTY EQUALI- ZATION RATIO	TRUE VALUE		EQUALIZATION		NET VALUATION FOR COUNTY TAX APPORTIONMENT (COL 6-9A+9B -10A+10B)
			(A)  UEZ ABATEMENT EXPIRED	(B)  CLASS II RAILROADS	(A)  AMOUNTS DEDUCTED	(B)  AMOUNTS ADDED	
01:BLOOMINGDALE BORO	4.054	92.64%	0	0		60,281,571	796,502,271
02:CLIFTON CITY	5.209	56.61%	0	0		4,208,285,981	9,558,441,489
03:HALEDON BORO	4.304	96.04%	0	0		23,160,439	538,282,439
04:HAWTHORNE BORO	5.604	53.10%	0	0		1,088,289,532	2,309,625,963
05:LITTLE FALLS TWP	3.076	90.34%	0	0		166,217,205	1,648,964,705
06:NORTH HALEDON BORO	2.780	90.77%	0	0		121,707,527	1,302,643,635
07:PASSAIC CITY	7.573	43.94%	0	0		1,761,019,409	3,089,652,409
08:PATERSON CITY	4.108	97.21%	0	0		237,420,362	5,925,172,890
09:POMPTON LAKES BORO	6.832	55.10%	0	0		509,360,227	1,125,411,927
10:PROSPECT PARK BORO	4.716	100.08%	0	0		979,561	264,717,261
11:RINGWOOD BORO	3.516	89.70%	0	0		169,367,897	1,638,586,197
12:TOTOWA BORO	2.284	107.04%	0	0	140,527,402		2,167,694,622
13:WANAQUE BORO	3.596	89.45%	0	0		135,940,177	1,257,130,277
14:WAYNE TWP	5.275	55.42%	0	0		4,156,528,939	9,285,439,839
15:WEST MILFORD TWP	3.666	95.27%	0	0		141,128,603	2,907,269,303
16:WOODLAND PARK BORO	2.964	97.75%	0	0		45,608,921	1,689,584,117
PASSAIC		%	0	0	140,527,402	12,825,296,351	45,505,119,344

2015 ABSTRACT OF RATABLES FOR THE COUNTY OF PASSAIC

SECTION 12 - A

TAXING DISTRICT	(i)	(ii)				(iii)	(iv)	(v)
	TOTAL COUNTY TAXES APPORTIONED	ADJUSTMENTS RESULTING FROM:				NET COUNTY TAXES APPORTIONED	MUNICIPAL BUDGET STATE AID	NET COUNTY TAXES APPORTIONED LESS STATE AID (COL.12 AIII-12AIV-COUNTY BPP ADJUSTMENT)
		(A) EQUAL TABLE APPEALS		(B) APPEALS & CORRECTIONS				
		DEDUCT OVERPAY	ADD UNDERPAY	DEDUCT OVERPAY	ADD UNDERPAY			
01:BLOOMINGDALE BORO	5,981,387.73	.00	.00	7,424.12	.00	5,973,963.61	.00	5,973,963.61
02:CLIFTON CITY	71,779,763.47	.00	.00	438,443.59	.00	71,341,319.88	.00	71,341,319.88
03:HALEDON BORO	4,042,268.42	.00	.00	5,769.92	.00	4,036,498.50	.00	4,036,498.50
04:HAWTHORNE BORO	17,344,292.53	.00	.00	44,877.34	.00	17,299,415.19	.00	17,299,415.19
05:LITTLE FALLS TWP	12,383,012.09	.00	.00	28,957.81	.00	12,354,054.28	.00	12,354,054.28
06:NORTH HALEDON BORO	9,782,290.57	.00	.00	3,090.80	.00	9,779,199.77	.00	9,779,199.77
07:PASSAIC CITY	23,201,953.93	.00	.00	417,147.47	.00	22,784,806.46	.00	22,784,806.46
08:PATERSON CITY	44,495,486.95	.00	.00	3,314,634.71	.00	41,180,852.24	.00	41,180,852.24
09:POMPTON LAKES BORO	8,451,357.06	.00	.00	15,242.13	.00	8,436,114.93	.00	8,436,114.93
10:PROSPECT PARK BORO	1,987,912.19	.00	.00	2,810.46	.00	1,985,101.73	.00	1,985,101.73
11:RINGWOOD BORO	12,305,073.98	.00	.00	10,347.64	.00	12,294,726.34	.00	12,294,726.34
12:TOTOWA BORO	16,278,449.52	.00	.00	176,143.18	.00	16,102,306.34	.00	16,102,306.34
13:WANAQUE BORO	9,440,504.92	.00	.00	32,711.10	.00	9,407,793.82	.00	9,407,793.82
14:WAYNE TWP	69,729,639.10	.00	.00	1,510,102.56	.00	68,219,536.54	.00	68,219,536.54
15:WEST MILFORD TWP	21,832,335.65	.00	.00	.00	50,136.95	21,882,472.60	.00	21,882,472.60
16:WOODLAND PARK BORO	12,688,045.68	.00	.00	148,340.89	.00	12,539,704.79	.00	12,539,704.79
PASSAIC	341,723,773.79	.00	.00	6,156,043.72	50,136.95	335,617,867.02	.00	335,617,867.02

2015 ABSTRACT OF RATABLES FOR THE COUNTY OF PASSAIC

TAXING DISTRICTS	SECTION 12 - B			SECTION 12 - C		
	(A)	(B)	(C)	LOCAL TAXES TO BE RAISED FOR:		
	COUNTY LIBRARY TAXES APPORTIONED	COUNTY HEALTH SERVICE TAXES APPORTIONED	COUNTY OPEN SPACE TAXES APPORTIONED	(i) DISTRICT SCHOOL PURPOSES		
			(A) DISTRICT SCHOOL (adjusted for BPP)	(B) REG., CONSOL. & JOINT SCHOOL (adjusted for BPP)	(C) LOCAL SCHOOL (adjusted for BPP)	
01:BLOOMINGDALE BORO	.00	.00	79,649.83	15,804,680.00	.00	.00
02:CLIFTON CITY	.00	.00	955,839.37	128,336,184.00	.00	.00
03:HALEDON BORO	.00	.00	53,827.97	5,989,962.00	4,758,031.00	.00
04:HAWTHORNE BORO	.00	.00	230,961.44	36,347,601.00	.00	.00
05:LITTLE FALLS TWP	.00	.00	164,895.65	13,673,215.00	7,227,981.00	.00
06:NORTH HALEDON BORO	.00	.00	130,263.71	10,303,582.00	2,609,327.00	.00
07:PASSAIC CITY	.00	.00	308,963.70	16,818,577.00	.00	.00
08:PATERSON CITY	.00	.00	592,514.33	39,460,146.00	.00	.00
09:POMPTON LAKES BORO	.00	.00	112,540.63	23,328,615.00	.00	.00
10:PROSPECT PARK BORO	.00	.00	26,471.59	2,917,329.00	3,319,347.00	.00
11:RINGWOOD BORO	.00	.00	163,857.80	18,254,173.00	9,818,320.00	.00
12:TOTOWA BORO	.00	.00	216,768.38	14,719,070.00	9,330,150.00	.00
13:WANAQUE BORO	.00	.00	125,712.40	13,919,890.00	7,041,043.00	.00
14:WAYNE TWP	.00	.00	928,539.34	139,130,116.00	.00	.00
15:WEST MILFORD TWP	.00	.00	290,725.48	54,080,579.00	.00	.00
16:WOODLAND PARK BORO	.00	.00	168,959.01	15,278,097.00	8,159,810.00	.00
PASSAIC	.00	.00	4,550,490.63	548,361,816.00	52,264,009.00	.00

2015 ABSTRACT OF RATABLES FOR THE COUNTY OF PASSAIC

TAXING DISTRICTS	SECTION 12 - C			SECTION 12 - D TOTAL LEVY ON WHICH TAX RATE IS COMPUTED
	LOCAL TAXES TO BE RAISED FOR:			
	(ii) LOCAL MUNICIPAL PURPOSES			
	(A) MUNICIPAL BUDGET (adjusted for BPP)	(B) MUNICIPAL OPEN SPACE BUDGET	(C) MUNICIPAL LIBRARY BUDGET	
01:BLOOMINGDALE BORO	7,534,416.61	184,055.00	266,660.39	29,843,425.44
02:CLIFTON CITY	74,875,355.00	.00	3,151,740.00	278,660,438.25
03:HALEDON BORO	7,152,161.00	.00	179,431.20	22,169,911.67
04:HAWTHORNE BORO	13,790,578.46	.00	767,643.54	68,436,199.63
05:LITTLE FALLS TWP	11,564,632.00	74,137.00	548,428.00	45,607,342.93
06:NORTH HALEDON BORO	9,565,361.18	.00	433,581.00	32,821,314.66
07:PASSAIC CITY	59,637,696.00	.00	1,061,787.00	100,611,830.16
08:PATERSON CITY	150,155,301.00	.00	2,221,236.64	233,610,050.21
09:POMPTON LAKES BORO	9,773,129.00	61,605.00	374,096.00	42,086,100.56
10:PROSPECT PARK BORO	4,188,726.34	.00	.00	12,436,975.66
11:RINGWOOD BORO	10,976,077.00	146,922.00	.00	51,654,076.14
12:TOTOWA BORO	11,630,155.00	.00	716,122.00	52,714,571.72
13:WANAQUE BORO	9,284,175.71	112,119.00	419,347.00	40,310,080.93
14:WAYNE TWP	58,134,074.00	1,025,782.00	3,094,396.00	270,532,443.88
15:WEST MILFORD TWP	24,031,289.24	150,490.00	967,971.00	101,403,527.32
16:WOODLAND PARK BORO	11,845,291.00	164,397.00	571,161.00	48,727,419.80
PASSAIC	474,138,418.54	1,919,507.00	14,773,600.77	1,431,625,708.96

2015 ABSTRACT OF RATABLES FOR THE COUNTY OF PASSAIC

SECTION 13

REAL PROPERTY EXEMPT FROM TAXATION

TAXING DISTRICTS	(A)	(B)	(C)	(D)	(E)	(F)	(G)
	PUBLIC SCHOOL	OTHER SCHOOL	PUBLIC PROPERTY	CHURCH AND CHARITABLE	CEMETERIES AND GRAVEYARDS	OTHER EXEMPTS	TOTAL AMOUNT OF EXEMPTS (13A+B+C+D+E+F)
01:BLOOMINGDALE BORO	13,011,800	0	22,515,600	10,239,700	0	20,582,800	66,349,900
02:CLIFTON CITY	132,117,100	32,992,600	130,094,000	140,522,500	48,457,700	40,613,900	524,797,800
03:HALEDON BORO	46,236,500	2,449,000	26,896,700	20,671,400	0	2,778,900	99,032,500
04:HAWTHORNE BORO	25,652,000	1,370,000	53,980,000	17,784,400	136,400	5,415,300	104,338,100
05:LITTLE FALLS TWP	36,336,400	0	306,569,400	17,576,600	0	9,056,800	369,539,200
06:NORTH HALEDON BORO	60,299,600	35,547,000	22,546,900	36,524,200	0	7,447,200	162,364,900
07:PASSAIC CITY	79,553,200	23,762,700	26,983,600	60,063,900	0	105,708,900	296,072,300
08:PATERSON CITY	441,170,500	16,688,900	710,031,800	356,403,100	25,018,700	339,562,200	1,888,875,200
09:POMPTON LAKES BORO	18,099,200	3,004,500	25,421,100	11,583,600	0	2,738,900	60,847,300
10:PROSPECT PARK BORO	14,573,800	7,203,800	5,723,700	8,858,500	0	715,300	37,075,100
11:RINGWOOD BORO	28,227,400	5,547,900	82,592,200	18,642,200	3,600	13,859,600	148,872,900
12:TOTOWA BORO	22,260,500	0	260,092,600	39,365,000	48,082,200	9,725,200	379,525,500
13:WANAQUE BORO	38,714,300	0	416,208,700	11,368,100	115,300	10,305,100	476,711,500
14:WAYNE TWP	132,995,700	153,732,400	234,836,300	105,235,800	4,700	88,622,900	715,427,800
15:WEST MILFORD TWP	52,745,000	0	151,016,500	26,496,400	793,500	42,029,000	273,080,400
16:WOODLAND PARK BORO	24,411,500	0	151,948,800	20,227,200	1,943,700	20,287,000	218,818,200
PASSAIC	1,166,404,500	282,298,800	2,627,457,900	901,562,600	124,555,800	719,449,000	5,821,728,600

**2015 ABSTRACT OF RATABLES FOR THE COUNTY OF PASSAIC**

TAXING DISTRICTS	SECTION 14				SECTION 15	
	AMOUNT OF MISCELLANEOUS REVENUES TO SUPPORT LOCAL BUDGET				DEDUCTIONS ALLOWED	
	(A) SURPLUS REVENUE	(B) MISCELLANEOUS REVENUES ANTICIPATED	(C) RECEIPTS FROM DELINQUENT TAX	(D) TOTAL OF MISCELLANEOUS REVENUES (COL. 14A+B+C)	(A) SENIOR CITIZEN, DISABLED AND SURVIVING SPOUSE	(B) VETERANS AND WIDOWS
01: BLOOMINGDALE BORO	480,600.00	2,180,251.87	100.00	2,660,951.87	13,500.00	55,000.00
02: CLIFTON CITY	6,055,538.00	23,043,219.00	3,000,000.00	32,098,757.00	107,250.00	463,250.00
03: HALEDON BORO	800,000.00	1,348,716.69	560,000.00	2,708,716.69	13,000.00	27,000.00
04: HAWTHORNE BORO	1,941,000.00	3,499,820.00	800,000.00	6,240,820.00	22,000.00	111,750.00
05: LITTLE FALLS TWP	538,000.00	5,709,027.00	527,941.00	6,774,968.00	25,750.00	85,500.00
06: NORTH HALEDON BORO	450,000.00	1,923,554.78	345,000.00	2,718,554.78	17,000.00	70,000.00
07: PASSAIC CITY	1,330,000.00	21,886,426.00	40,000.00	23,256,426.00	62,000.00	56,000.00
08: PATERSON CITY	1,900,000.00	99,992,350.95	2,513,100.00	104,405,450.95	125,000.00	162,410.00
09: POMPTON LAKES BORO	710,000.00	2,023,156.62	445,100.00	3,178,256.62	17,500.00	79,500.00
10: PROSPECT PARK BORO	525,000.00	989,892.76	313,000.00	1,827,892.76	6,750.00	12,750.00
11: RINGWOOD BORO	1,200,000.00	2,785,878.82	535,000.00	4,520,878.82	9,750.00	81,750.00
12: TOTOWA BORO	1,895,000.00	3,002,124.00	261,000.00	5,158,124.00	35,500.00	88,500.00
13: WANAQUE BORO	888,500.00	1,852,486.86	400,000.00	3,140,986.86	22,500.00	95,750.00
14: WAYNE TWP	4,118,000.00	11,835,023.00	2,800,000.00	18,753,023.00	58,250.00	351,250.00
15: WEST MILFORD TWP	2,500,000.00	6,295,563.45	1,200,000.00	9,995,563.45	56,250.00	218,500.00
16: WOODLAND PARK BORO	1,835,000.00	1,990,463.03	400,000.00	4,225,463.03	22,750.00	93,500.00
PASSAIC	27,166,638.00	190,357,954.83	14,140,241.00	231,664,833.83	614,750.00	2,052,410.00



2015 ABSTRACT OF RATABLES FOR THE COUNTY OF PASSAIC

	ADDENDUM TO ABSTRACT OF RATABLES -- ASSESSED VALUE OF PARTIAL EXEMPTIONS & ABATEMENTS (COLUMN 3)								
	(1) POLLUTION CONTROL	(2) FIRE SUPPRESSION	(3) FALLOUT SHELTER	(4) WATER- SEWER FACILITY	(5) RENEWABLE ENERGY	(6) UEZ ABATEMENT	(7) HOME IMPROVEMENT	(8) MULTI- FAMILY DWELLING	(9) CLASS 4 ABATEMENT
TAXING DISTRICTS									
01:BLOOMINGDALE BORO	0	0	0	0	0	0	0	0	0
02:CLIFTON CITY	0	499,600	0	0	0	0	0	0	0
03:HALEDON BORO	0	0	0	0	0	0	0	0	0
04:HAWTHORNE BORO	0	0	0	0	0	0	0	0	0
05:LITTLE FALLS TWP	0	0	0	0	0	0	0	0	0
06:NORTH HALEDON BORO	0	0	0	0	0	0	0	0	0
07:PASSAIC CITY	0	0	0	0	0	0	0	0	0
08:PATERSON CITY	0	0	0	0	0	0	0	0	0
09:POMPTON LAKES BORO	0	0	0	0	0	0	0	0	0
10:PROSPECT PARK BORO	0	0	0	0	0	0	0	0	0
11:RINGWOOD BORO	0	0	0	0	0	0	0	0	0
12:TOTOWA BORO	0	289,900	0	0	0	0	0	0	0
13:WANAQUE BORO	0	0	0	0	0	0	0	0	0
14:WAYNE TWP	0	0	0	0	0	0	0	0	0
15:WEST MILFORD TWP	0	0	0	0	0	0	0	0	0
16:WOODLAND PARK BORO	0	262,600	0	0	0	0	0	0	0
PASSAIC	0	1,052,100	0	0	0	0	0	0	0



2015 ABSTRACT OF RATABLES FOR THE COUNTY OF PASSAIC

ADDENDUM -- EQUALIZED VALUE BASED ON IN LIEU OF TAXES (COL. 10B)

TAXING DISTRICTS	(1) C.12 PL 1977 IN LIEU OF TAX	(2) NJ HOUSING FINANCE AGENCY	(3) URBAN RENEWAL	(4) OTHER	(5) TOTAL
01:BLOOMINGDALE BORO	0	0	0	0	0
02:CLIFTON CITY	0	0	0	0	0
03:HALEDON BORO	0	0	0	0	0
04:HAWTHORNE BORO	0	0	0	0	0
05:LITTLE FALLS TWP	0	0	0	0	0
06:NORTH HALEDON BORO	0	0	0	0	0
07:PASSAIC CITY	0	0	0	0	0
08:PATERSON CITY	0	0	0	0	0
09:POMPTON LAKES BORO	0	0	0	0	0
10:PROSPECT PARK BORO	0	0	0	0	0
11:RINGWOOD BORO	0	0	0	0	0
12:TOTOWA BORO	0	0	0	0	0
13:WANAQUE BORO	0	0	0	0	0
14:WAYNE TWP	0	0	0	0	0
15:WEST MILFORD TWP	0	0	0	0	0
16:WOODLAND PARK BORO	0	0	0	0	0
PASSAIC	0	0	0	0	0

2015 ABSTRACT OF RATABLES FOR THE COUNTY OF PASSAIC

TAXING DISTRICTS	BREAKDOWN OF GENERAL TAX RATE											
	COUNTY TAX	LIBRARY TAX	HEALTH SERVICE TAX	COUNTY OPEN SPACE TAX	DISTRICT SCHOOL TAX	REGIONAL SCHOOL TAX	LOCAL SCHOOL TAX	MUNICIPAL PURPOSE TAX	MUNICIPAL OPEN SPACE TAX	MUNICIPAL LIBRARY TAX	GENERAL TAX RATE	EFFECTIVE TAX RATE
01:BLOOMINGDALE BORO	.812	.000	.000	.011	2.147	.000	.000	1.024	.024	.036	4.054	3.747
02:CLIFTON CITY	1.334	.000	.000	.018	2.399	.000	.000	1.400	.000	.058	5.209	2.915
03:HALEDON BORO	.784	.000	.000	.011	1.163	.924	.000	1.388	.000	.034	4.304	4.119
04:HAWTHORNE BORO	1.417	.000	.000	.019	2.977	.000	.000	1.129	.000	.062	5.604	2.963
05:LITTLE FALLS TWP	.834	.000	.000	.012	.923	.488	.000	.779	.004	.036	3.076	2.766
06:NORTH HALEDON BORO	.829	.000	.000	.012	.873	.221	.000	.809	.000	.036	2.780	2.520
07:PASSAIC CITY	1.715	.000	.000	.024	1.266	.000	.000	4.489	.000	.079	7.573	3.256
08:PATERSON CITY	.725	.000	.000	.011	.694	.000	.000	2.639	.000	.039	4.108	3.943
09:POMPTON LAKES BORO	1.370	.000	.000	.019	3.787	.000	.000	1.587	.009	.060	6.832	3.740
10:PROSPECT PARK BORO	.753	.000	.000	.011	1.106	1.258	.000	1.588	.000	.000	4.716	4.698
11:RINGWOOD BORO	.837	.000	.000	.012	1.242	.668	.000	.747	.010	.000	3.516	3.152
12:TOTOWA BORO	.698	.000	.000	.010	.638	.404	.000	.503	.000	.031	2.284	2.432
13:WANAQUE BORO	.840	.000	.000	.012	1.242	.627	.000	.828	.010	.037	3.596	3.207
14:WAYNE TWP	1.331	.000	.000	.019	2.712	.000	.000	1.133	.020	.060	5.275	2.914
15:WEST MILFORD TWP	.792	.000	.000	.011	1.956	.000	.000	.868	.005	.034	3.666	3.488
16:WOODLAND PARK BORO	.763	.000	.000	.011	.930	.497	.000	.720	.009	.034	2.964	2.884

2015 ABSTRACT OF RATABLES FOR THE COUNTY OF PASSAIC

ADDENDUM: STATE AID ADJUSTMENT FOR BPP				ADDENDUM: REAP DISTRIBUTION SUMMARY		
TAXING DISTRICT	COUNTY	DISTRICT SCHOOL	REGIONAL SCHOOL	ELIGIBLE PROPERTY ASSESSMENTS	R.E.A.P. AID	TAX RATE CREDIT
01: BLOOMINGDALE BORO						
02: CLIFTON CITY						
03: HALEDON BORO		-21,466.00	-15,607.00			
04: HAWTHORNE BORO						
05: LITTLE FALLS TWP						
06: NORTH HALEDON BORO						
07: PASSAIC CITY						
08: PATERSON CITY						
09: POMPTON LAKES BORO						
10: PROSPECT PARK BORO						
11: RINGWOOD BORO						
12: TOTOWA BORO						
13: WANAQUE BORO						
14: WAYNE TWP						
15: WEST MILFORD TWP						
16: WOODLAND PARK BORO						
PASSAIC		-21,466.00	-15,607.00			




2015 ABSTRACT OF RATABLES FOR THE COUNTY OF PASSAIC


SPECIAL TAXING DISTRICTS					
TAXING DISTRICT	SPECIAL TAXING DISTRICT	NUMBER OF RATABLES	RATABLE VALUE	BUDGET	SPECIAL DISTRICT RATE
15:WEST MILFORD TWP	GARBAGE DISTRICT: G01	11,705	2,765,411,700	1,791,289.24	.065

2015 ABSTRACT OF RATABLES FOR THE COUNTY OF PASSAIC


Total Amount of Miscellaneous Revenues (included Surplus Revenues Appropriated) for the Support of the County Budget .....	121612896.63
Rate per \$100 to be applied to Column 11 for apportionment of County Taxes .....	.75095677
Net County Taxes Apportioned (Column 12 A iii) .....	335,617,867.02
* Adjustments (Net Total (Column 12 A i)) .....	6,105,906.77
* Net Overpayments are added to the Net Taxes Apportioned Net Underpayments are deducted from the Net Taxes Apportioned	
Rate per \$100 to be applied to Column 11 for apportionment of Library Taxes .....	.00000000
Rate per \$100 to be applied to Column 11 for apportionment of Health Taxes .....	.00000000
Rate per \$100 to be applied to Column 11 for apportionment of Open Space Taxes .....	.00999995
County Percentage Level of Taxable Value of Real Property is 100%	

PASSAIC COUNTY BOARD OF TAXATION

\_\_\_\_\_  
  
 Ernest Scheidemann, President  
 \_\_\_\_\_  
  
 Vilmo DiPaolo, Commissioner  
 \_\_\_\_\_  
  
 Lou Batelli, Commissioner  
 \_\_\_\_\_  
 \_\_\_\_\_

ATTEST: \_\_\_\_\_  
  
 Jay Schwartz, M.P.A., C.F.A.

I hereby certify this to be a true copy of the Abstract of Ratables and Exemptions for the County of PASSAIC, State of New Jersey for the year 2015 as filed with me by the PASSAIC County Board of Taxation

\_\_\_\_\_  
  
 Jay R. Schwartz  
 Tax Administrator