

**Abstract of Ratables  
SUSSEX COUNTY**



**Carol Dennis  
Tax Administrator**

**2010**

**John Fierro, President  
Rich Ecke, Vice President  
Jim Cerra, Esq., Commissioner**

2/10/10/10/10

2010 ABSTRACT OF RATABLES COUNTY OF SUSSEX

TAXING DISTRICT	1		2	3	4	5	6	
	TAXABLE VALUE		Total Taxable Value of Land and Improvements (Col. 1(a) + (b))	Total Taxable Value of Partial Exemptions and Abatements (Assessed Value)	Net Total Taxable Value of Land and Improvements (Col. 2 - 3)	Taxable Value of Machinery, Implements and Equipment of Telephone, Telegraph and Messenger System Companies (C. 138, L. 1966)	Net Valuation Taxable (Col. 4 + 5)	
	(a)	(b)						
	Land	Improvements (Includes partial Exemptions and Abatements)						
1 ANDOVER BORO	\$ 17,000,100	\$ 28,437,500	\$ 45,437,600		\$ 45,437,600	\$ 304,352	\$ 45,741,952	1
2 ANDOVER TWP	\$ 225,247,670	\$ 392,268,399	\$ 617,516,069		\$ 617,516,069	\$ 524,167	\$ 618,040,236	2
3 BRANCHVILLE BORO	\$ 55,882,050	\$ 91,249,600	\$ 147,131,650		\$ 147,131,650	\$ 206,011	\$ 147,337,661	3
4 BYRAM TWP	\$ 468,262,600	\$ 638,260,100	\$ 1,106,522,700		\$ 1,106,522,700	\$ 1,619,451	\$ 1,108,142,151	4
5 FRANKFORD TWP	\$ 477,526,200	\$ 471,631,800	\$ 949,158,000		\$ 949,158,000	\$ 2,440,197	\$ 951,598,197	5
6 FRANKLIN BORO	\$ 182,371,800	\$ 304,899,900	\$ 487,271,700		\$ 487,271,700	\$ 2,626,313	\$ 489,898,013	6
7 FREDON TWP	\$ 216,898,100	\$ 341,101,900	\$ 558,000,000		\$ 558,000,000	\$ 244,365	\$ 558,244,365	7
8 GREEN TWP	\$ 215,106,200	\$ 339,338,200	\$ 554,444,400		\$ 554,444,400	\$ 691,024	\$ 555,135,424	8
9 HAMBURG BORO	\$ 57,597,150	\$ 150,637,600	\$ 208,234,750		\$ 208,234,750	\$ 307,672	\$ 208,542,422	9
10 HAMPTON TWP	\$ 117,100,500	\$ 272,396,300	\$ 389,496,800		\$ 389,496,800	\$ 434,987	\$ 389,931,787	10
11 HARDYSTON TWP	\$ 417,526,000	\$ 742,248,400	\$ 1,159,774,400		\$ 1,159,774,400	\$ 2,595,898	\$ 1,162,370,298	11
12 HOPATCONG BORO	\$ 1,161,475,400	\$ 885,827,700	\$ 2,047,303,100		\$ 2,047,303,100	\$ -	\$ 2,047,303,100	12
13 LAFAYETTE TWP	\$ 193,047,700	\$ 279,566,400	\$ 472,614,100		\$ 472,614,100	\$ 548,807	\$ 473,162,907	13
14 MONTAGUE TWP	\$ 58,402,510	\$ 169,539,750	\$ 227,942,260		\$ 227,942,260	\$ 592,314	\$ 228,534,574	14
15 TOWN OF NEWTON	\$ 287,726,000	\$ 524,398,500	\$ 812,124,500		\$ 812,124,500	\$ 5,559,880	\$ 817,684,380	15
16 OGDENSBURG BORO	\$ 94,889,100	\$ 146,716,000	\$ 241,605,100		\$ 241,605,100	\$ 376,515	\$ 241,981,615	16
17 SANDYSTON TWP	\$ 129,375,600	\$ 143,655,800	\$ 273,031,400		\$ 273,031,400	\$ 634,888	\$ 273,666,288	17
18 SPARTA TWP	\$ 918,692,600	\$ 1,529,321,300	\$ 2,448,013,900		\$ 2,448,013,900	\$ 4,800,630	\$ 2,452,814,530	18
19 STANHOPE BORO	\$ 167,628,600	\$ 182,732,500	\$ 350,361,100		\$ 350,361,100	\$ 494,678	\$ 350,855,778	19
20 STILLWATER TWP	\$ 91,224,200	\$ 158,358,400	\$ 249,582,600		\$ 249,582,600	\$ 182,313	\$ 249,764,913	20
21 SUSSEX BORO	\$ 17,636,600	\$ 61,140,700	\$ 78,777,300		\$ 78,777,300	\$ 857,595	\$ 79,634,895	21
22 VERNON TWP	\$ 1,408,973,280	\$ 1,390,931,100	\$ 2,799,904,380		\$ 2,799,904,380	\$ 4,998,651	\$ 2,804,903,031	22
23 WALPACK TWP	\$ 694,000	\$ 1,637,700	\$ 2,331,700		\$ 2,331,700	\$ 75,086	\$ 2,406,786	23
24 WANTAGE TWP	\$ 626,865,189	\$ 829,084,762	\$ 1,455,949,951		\$ 1,455,949,951	\$ 3,113,073	\$ 1,459,063,024	24
<b>TOTAL</b>	<b>\$ 7,607,149,149</b>	<b>\$ 10,075,380,311</b>	<b>\$ 17,682,529,460</b>	<b>\$ -</b>	<b>\$ 17,682,529,460</b>	<b>\$ 34,228,867</b>	<b>\$ 17,716,758,327</b>	

2010 ABSTRACT OF RATABLES COUNTY OF SUSSEX

7	8	9		10		11	
		(a)	(b)	EQUALIZATION			
		True Value of Expired "UEZ" (Urban Enterprise Zone) Abatements	True Value of Class II Railroad Property (C. 139, L. 1966)	(a) Amounts Deducted Under R.S. 54:3-17 to 19	(b) Amounts Added Under R.S. 54:3-17 to 19		
1	3.635	52.99		\$ -	\$ 40,976,610	\$ 86,718,562	1
2	3.214	70.23		\$ -	\$ 264,654,036	\$ 882,694,272	2
3	1.816	99.81		\$ -	\$ 2,197,033	\$ 149,534,694	3
4	2.547	95.75		\$ -	\$ 50,509,579	\$ 1,158,651,730	4
5	1.804	102.81		\$ (22,400,663)	\$ -	\$ 929,197,534	5
6	2.540	91.95		\$ -	\$ 45,715,758	\$ 535,613,771	6
7	1.945	105.44		\$ (26,914,510)	\$ -	\$ 531,329,855	7
8	2.296	97.64		\$ -	\$ 14,580,651	\$ 569,716,075	8
9	4.055	58.80		\$ -	\$ 147,709,671	\$ 356,252,093	9
10	3.786	51.67		\$ -	\$ 366,834,465	\$ 756,766,252	10
11	2.150	89.15		\$ -	\$ 143,710,239	\$ 1,306,080,537	11
12	1.981	108.03		\$ (151,112,103)	\$ -	\$ 1,896,190,997	12
13	1.857	105.42		\$ (21,850,257)	\$ -	\$ 451,312,650	13
14	3.621	50.40		\$ -	\$ 225,062,656	\$ 453,597,230	14
15	2.709	100.65		\$ -	\$ 4,216,569	\$ 821,900,949	15
16	2.509	99.16		\$ -	\$ 4,951,450	\$ 246,933,065	16
17	1.861	99.18		\$ -	\$ 3,149,612	\$ 276,815,900	17
18	3.271	67.79		\$ -	\$ 1,169,177,005	\$ 3,621,991,535	18
19	3.031	84.26		\$ -	\$ 68,637,511	\$ 419,493,289	19
20	4.544	43.24		\$ -	\$ 328,786,682	\$ 578,551,595	20
21	4.348	49.59		\$ -	\$ 81,844,234	\$ 161,479,129	21
22	2.505	88.10		\$ -	\$ 383,689,124	\$ 3,188,592,155	22
23	0.451	95.42		\$ -	\$ 653,141	\$ 3,059,927	23
24	2.036	100.30		\$ -	\$ 1,010,387	\$ 1,460,073,411	24
				\$ -	\$ (222,277,533)	\$ 3,348,066,413	\$ 20,842,547,207
					\$ 3,125,788,880		

2010 ABSTRACT OF RATABLES COUNTY OF SUSSEX

12

APPORTIONMENT OF TAXES

Section A

I Total County Taxes Apportioned (Including Total Net Adjustments)	II Adjustments Resulting From				III Net County Taxes Apportioned  ( 12AI + 12AII )	IV Municipal Budget State Aid  (R.S. 52:27D-118:40)	V Net County Taxes Apportioned Less Municipal Budget State Aid  (Col. 12AIII - 12AIV)	
	(a)		(b)					
	County Equalization Table Appeals (R.S. 54:51A-4)		Appeals and Corrected Errors (R.S. 54:4-49; R.S. 54:4-53)					
	DEDUCT OVERPAYMENT	ADD UNDERPAYMENT	DEDUCT OVERPAYMENT	ADD UNDERPAYMENT				
1	\$ 313,655.47		\$ 116.38	\$ -	\$ 313,539.09	\$ -	\$ 313,539.09	1
2	\$ 3,192,648.51		\$ 1,995.77	\$ -	\$ 3,190,652.74	\$ -	\$ 3,190,652.74	2
3	\$ 540,857.39		\$ 19,132.21	\$ -	\$ 521,725.18	\$ -	\$ 521,725.18	3
4	\$ 4,190,768.92		\$ 11,315.77	\$ -	\$ 4,179,453.15	\$ -	\$ 4,179,453.15	4
5	\$ 3,360,847.83		\$ 12,722.39	\$ -	\$ 3,348,125.44	\$ -	\$ 3,348,125.44	5
6	\$ 1,937,280.62		\$ 1,174.85	\$ -	\$ 1,936,105.77	\$ -	\$ 1,936,105.77	6
7	\$ 1,921,785.97		\$ 3,154.41	\$ -	\$ 1,918,631.56	\$ -	\$ 1,918,631.56	7
8	\$ 2,060,626.47		\$ 4,298.29	\$ -	\$ 2,056,328.18	\$ -	\$ 2,056,328.18	8
9	\$ 1,288,540.95		\$ 297.68	\$ -	\$ 1,288,243.27	\$ -	\$ 1,288,243.27	9
10	\$ 2,737,174.95		\$ 3,170.50	\$ -	\$ 2,734,004.45	\$ -	\$ 2,734,004.45	10
11	\$ 4,724,009.45		\$ 9,736.74	\$ -	\$ 4,714,272.71	\$ -	\$ 4,714,272.71	11
12	\$ 6,858,401.10		\$ 10,855.47	\$ -	\$ 6,847,545.63	\$ -	\$ 6,847,545.63	12
13	\$ 1,632,368.88		\$ 6,267.64	\$ -	\$ 1,626,101.24	\$ -	\$ 1,626,101.24	13
14	\$ 1,640,632.06		\$ -	\$ 1,111.44	\$ 1,641,743.50	\$ -	\$ 1,641,743.50	14
15	\$ 2,972,762.97		\$ 6,410.45	\$ -	\$ 2,966,352.52	\$ -	\$ 2,966,352.52	15
16	\$ 893,141.04		\$ 1,596.64	\$ -	\$ 891,544.40	\$ -	\$ 891,544.40	16
17	\$ 1,001,225.34		\$ 920.45	\$ -	\$ 1,000,304.89	\$ -	\$ 1,000,304.89	17
18	\$ 13,100,510.85		\$ 37,372.04	\$ -	\$ 13,063,138.81	\$ -	\$ 13,063,138.81	18
19	\$ 1,517,280.29		\$ 3,734.22	\$ -	\$ 1,513,546.07	\$ -	\$ 1,513,546.07	19
20	\$ 2,092,583.98		\$ 686.66	\$ -	\$ 2,091,897.32	\$ -	\$ 2,091,897.32	20
21	\$ 584,059.64		\$ -	\$ -	\$ 584,059.64	\$ -	\$ 584,059.64	21
22	\$ 11,532,933.12		\$ 20,096.11	\$ -	\$ 11,512,837.01	\$ -	\$ 11,512,837.01	22
23	\$ 11,067.56		\$ -	\$ -	\$ 11,067.56	\$ (1,523.00)	\$ 9,544.56	23
24	\$ 5,280,991.21		\$ 22,643.34	\$ -	\$ 5,258,347.87	\$ -	\$ 5,258,347.87	24
	\$ 75,386,154.57	\$ -	\$ 177,698.01	\$ 1,111.44	\$ 75,209,568.00	\$ (1,523.00)	\$ 75,208,045.00	

2010 ABSTRACT OF RATABLES COUNTY OF SUSSEX

12.										
APPORTIONMENT OF TAXES										
Section B			Section C					Section D		
(a)	(b)	(c)	I			II		Total Tax Levy On Which Tax Rate Is Computed (12AV+B(a)+B(b)+B(c)+ CI(a)+CI(b)+CI(c)+CII(b))		
County Library Taxes	Local Health Services Taxes (R.S. 26:3A2-19)	County Open Space Tax	(a)	(b)	(c)	Local Municipal Purposes				
			As Required By District School Budget	Reg., Consol. & Joint School Budgets	Local School Budget	(a) Local Municipal Budget	(b) Municipal Open Space			
1	\$ 22,917.39	\$ 8,472.01	\$ 5,662.07	\$ -	\$ 1,027,699.46	\$ -	\$ 284,017.00	\$ -	\$ 1,662,307.02	1
2	\$ 233,205.47	\$ 86,211.46	\$ 57,598.83	\$ -	\$ 11,115,684.04	\$ -	\$ 5,118,396.01	\$ 62,000.00	\$ 19,863,748.55	2
3	\$ 37,972.43	\$ 14,056.19	\$ 8,961.30	\$ 1,164,453.29	\$ 927,860.34	\$ -	\$ -	\$ -	\$ 2,675,028.73	3
4	\$ 305,397.27	\$ 112,888.09	\$ 75,261.58	\$ 10,626,558.00	\$ 5,386,805.79	\$ -	\$ 7,418,002.00	\$ 110,814.00	\$ 28,215,179.88	4
5	\$ 244,606.24	\$ 90,437.51	\$ 60,226.25	\$ 6,775,933.71	\$ 4,601,123.92	\$ -	\$ 2,043,308.81	\$ -	\$ 17,163,761.88	5
6	\$ 141,510.54	\$ 52,314.40	\$ 34,951.61	\$ 4,238,607.00	\$ 1,823,507.23	\$ -	\$ 4,214,172.00	\$ -	\$ 12,441,168.55	6
7	\$ 140,214.46	\$ 51,833.48	\$ 34,587.89	\$ 4,268,721.50	\$ 2,925,383.69	\$ -	\$ 1,488,796.00	\$ 27,912.00	\$ 10,856,080.58	7
8	\$ 150,275.95	\$ 55,557.27	\$ 37,053.82	\$ 7,871,430.50	\$ -	\$ -	\$ 2,404,433.07	\$ 166,550.00	\$ 12,741,628.79	8
9	\$ 94,162.31	\$ 34,809.48	\$ 23,267.54	\$ 3,697,968.00	\$ 1,456,721.77	\$ -	\$ 1,854,800.00	\$ 6,257.00	\$ 8,456,229.37	9
10	\$ 199,816.81	\$ 73,868.39	\$ 49,322.75	\$ 4,768,669.50	\$ 4,682,037.51	\$ -	\$ 2,215,592.63	\$ 38,973.00	\$ 14,762,285.04	10
11	\$ 344,516.89	\$ 127,361.92	\$ 84,948.89	\$ 9,093,908.01	\$ 4,352,865.07	\$ -	\$ 6,268,641.59	\$ -	\$ 24,986,515.08	11
12	\$ 500,442.27	\$ 185,016.37	\$ 123,438.90	\$ 21,486,584.00	\$ -	\$ -	\$ 11,399,135.00	\$ 10,237.00	\$ 40,552,399.17	12
13	\$ 118,807.39	\$ 43,926.27	\$ 29,234.53	\$ 3,968,745.00	\$ 2,165,435.27	\$ -	\$ 783,097.14	\$ 47,316.29	\$ 8,782,663.13	13
14	\$ 120,013.15	\$ 44,363.90	\$ 29,683.90	\$ 5,369,418.50	\$ -	\$ -	\$ 1,068,983.99	\$ -	\$ 8,274,206.94	14
15	\$ 216,769.15	\$ 80,133.29	\$ 53,440.23	\$ 11,443,366.00	\$ -	\$ -	\$ 7,384,386.44	\$ -	\$ 22,144,447.63	15
16	\$ 65,153.22	\$ 24,087.02	\$ 16,074.42	\$ 2,187,233.00	\$ 781,814.93	\$ -	\$ 2,103,315.66	\$ -	\$ 6,069,222.65	16
17	\$ 73,110.77	\$ 27,027.28	\$ 18,050.90	\$ -	\$ 3,447,660.80	\$ -	\$ 524,325.00	\$ -	\$ 5,090,479.64	17
18	\$ -	\$ 352,895.80	\$ 235,208.03	\$ 50,662,464.00	\$ -	\$ -	\$ 15,646,009.72	\$ 269,809.60	\$ 80,229,525.96	18
19	\$ 110,597.22	\$ 40,999.13	\$ 27,256.49	\$ 3,760,430.50	\$ 2,110,172.48	\$ -	\$ 3,067,983.79	\$ -	\$ 10,630,985.68	19
20	\$ 152,903.25	\$ 56,524.74	\$ 37,776.85	\$ 3,701,636.00	\$ 3,231,870.98	\$ -	\$ 2,062,218.00	\$ 12,488.00	\$ 11,347,315.14	20
21	\$ 42,692.21	\$ 15,782.15	\$ 10,551.61	\$ -	\$ 2,082,156.27	\$ -	\$ 726,794.00	\$ -	\$ 3,462,035.88	21
22	\$ 841,357.98	\$ 311,019.44	\$ 207,579.51	\$ 41,227,574.50	\$ -	\$ -	\$ 16,160,703.00	\$ -	\$ 70,261,071.44	22
23	\$ 808.99	\$ 299.06	\$ 199.95	\$ -	\$ -	\$ -	\$ -	\$ -	\$ 10,852.56	23
24	\$ 384,146.64	\$ 142,050.35	\$ 94,428.15	\$ -	\$ 20,350,029.69	\$ -	\$ 3,401,713.00	\$ 72,953.00	\$ 29,703,668.70	24
	\$ 4,541,398.00	\$ 2,031,935.00	\$ 1,354,766.00	\$ 196,313,701.01	\$ 72,468,829.24	\$ -	\$ 97,638,823.85	\$ 825,309.89	\$ 450,382,807.99	

2010 ABSTRACT OF RATABLES COUNTY OF SUSSEX

13

REAL PROPERTY EXEMPT FROM TAXATION

	(a)	(b)	(c)	(d)	(e)	(f)	(g)	
	Public School Property	Other School Property	Public Property	Church and Charitable Property	Cemeteries and Graveyards	Other Exemptions Not Included in Foregoing Classifications	Total Amount of Real Property Exempt From Taxation (a+b+c+d+e+f)	
1	\$ -	\$ -	\$ 638,500	\$ 2,012,800	\$ -	\$ 407,200	\$ 3,058,500	1
2	\$ 9,331,100	\$ -	\$ 32,138,400	\$ 14,597,500	\$ 18,400	\$ 4,160,700	\$ 60,246,100	2
3	\$ 1,106,076	\$ -	\$ 3,368,226	\$ 2,768,807	\$ -	\$ 708,300	\$ 7,951,409	3
4	\$ 11,107,500	\$ -	\$ 44,862,800	\$ 2,817,100	\$ -	\$ 8,091,800	\$ 66,879,200	4
5	\$ 10,204,400	\$ -	\$ 52,807,800	\$ 6,316,900	\$ 488,900	\$ 6,088,800	\$ 75,906,800	5
6	\$ 21,527,300	\$ 1,087,500	\$ 15,254,200	\$ 8,583,800	\$ 171,700	\$ 11,453,900	\$ 58,078,400	6
7	\$ 3,845,200	\$ 252,300	\$ 17,467,000	\$ 1,552,300	\$ 8,000	\$ 3,362,300	\$ 26,487,100	7
8	\$ 5,120,600	\$ 475,600	\$ 10,678,300	\$ 22,210,300	\$ 721,100	\$ 4,920,000	\$ 44,125,900	8
9	\$ 400,000	\$ -	\$ 3,140,900	\$ 546,000	\$ -	\$ 663,500	\$ 4,750,400	9
10	\$ 21,255,800	\$ -	\$ 21,995,350	\$ 5,327,200	\$ -	\$ 579,200	\$ 49,157,550	10
11	\$ 36,213,800	\$ -	\$ 62,943,900	\$ 16,618,000	\$ 1,197,400	\$ 4,718,900	\$ 121,692,000	11
12	\$ 33,828,000	\$ 326,700	\$ 50,846,800	\$ 8,944,900	\$ -	\$ 6,104,200	\$ 100,050,600	12
13	\$ 5,532,100	\$ -	\$ 16,559,700	\$ 8,283,000	\$ 6,500	\$ 7,821,600	\$ 38,202,900	13
14	\$ 1,671,600	\$ -	\$ 48,874,950	\$ 2,149,500	\$ 39,200	\$ 1,267,600	\$ 54,002,850	14
15	\$ 25,102,300	\$ 18,547,600	\$ 67,734,300	\$ 65,689,600	\$ 1,438,400	\$ 97,874,000	\$ 276,386,200	15
16	\$ 6,169,200	\$ -	\$ 9,446,200	\$ 2,088,300	\$ 147,500	\$ 3,483,200	\$ 21,334,400	16
17	\$ 1,606,700	\$ -	\$ 311,742,800	\$ 3,600,400	\$ 299,000	\$ 6,504,100	\$ 323,753,000	17
18	\$ 36,861,500	\$ 15,753,100	\$ 44,636,600	\$ 34,589,000	\$ 1,178,500	\$ 24,582,100	\$ 157,600,800	18
19	\$ 29,871,400	\$ -	\$ 8,272,500	\$ 5,418,500	\$ -	\$ 5,361,000	\$ 48,923,400	19
20	\$ 2,875,900	\$ -	\$ 19,634,100	\$ 5,769,100	\$ 24,000	\$ 1,493,900	\$ 29,797,000	20
21	\$ 4,893,700	\$ 1,872,700	\$ 2,922,200	\$ 9,582,400	\$ -	\$ 1,063,900	\$ 20,334,900	21
22	\$ 48,916,700	\$ -	\$ 128,326,500	\$ 16,579,100	\$ 527,900	\$ 9,926,200	\$ 204,276,400	22
23	\$ -	\$ -	\$ 30,498,250	\$ 17,700	\$ -	\$ -	\$ 30,515,950	23
24	\$ 32,834,800	\$ -	\$ 56,185,400	\$ 5,176,298	\$ 1,022,300	\$ 8,314,300	\$ 103,533,098	24
	\$ 350,275,676	\$ 38,315,500	\$ 1,060,975,676	\$ 251,238,505	\$ 7,288,800	\$ 218,950,700	\$ 1,927,044,857	

2010 ABSTRACT OF RATABLES COUNTY OF SUSSEX

14				15				
AMOUNT OF MISCELLANEOUS REVENUES FOR THE SUPPORT OF THE LOCAL MUNICIPAL BUDGET				DEDUCTIONS ALLOWED (C. 73, L. 1976)				
(a)	(b)	(c)	(d)	(a)	(b)			
Surplus Revenues Apportioned	Receipts From Revenues Anticipated	Receipts From Delinquent Tax and Liens	Total of Miscellaneous Revenues (a+b+c)	Full Estimated Amount of Senior Citizen, Totally Disabled, and Surviving Spouse Deductions Allowed (C. 129, L. 1976)	Veterans Deductions			
						TAXING DISTRICT		
1	\$ 114,000.00	\$ 145,213.00	\$ 65,000.00	\$ 324,213.00	\$ 500	\$ 4,250	ANDOVER BORO	1
2	\$ 1,225,000.00	\$ 869,659.98	\$ 206,611.75	\$ 2,301,271.73	\$ 9,500	\$ 48,250	ANDOVER TWP	2
3	\$ 278,010.00	\$ 731,613.87	\$ 28,000.00	\$ 1,037,623.87	\$ 1,500	\$ 9,250	BRANCHVILLE BORO	3
4	\$ 1,138,142.00	\$ 1,194,061.00	\$ 340,750.00	\$ 2,672,953.00	\$ 12,750	\$ 70,500	BYRAM TWP	4
5	\$ 350,000.00	\$ 852,225.91	\$ 170,000.00	\$ 1,372,225.91	\$ 10,000	\$ 71,000	FRANKFORD TWP	5
6	\$ 175,000.00	\$ 1,223,039.00	\$ 225,000.00	\$ 1,623,039.00	\$ 15,250	\$ 42,250	FRANKLIN BORO	6
7	\$ 610,250.95	\$ 297,510.05	\$ 125,000.00	\$ 1,032,761.00	\$ 4,000	\$ 26,750	FREDON TWP	7
8	\$ 315,000.00	\$ 1,151,365.72	\$ 150,000.00	\$ 1,616,365.72	\$ 2,750	\$ 25,000	GREEN TWP	8
9	\$ 300,000.00	\$ 428,431.10	\$ 220,000.00	\$ 948,431.10	\$ 12,500	\$ 30,000	HAMBURG BORO	9
10	\$ 448,000.00	\$ 658,846.69	\$ 180,000.00	\$ 1,286,846.69	\$ 13,750	\$ 69,000	HAMPTON TWP	10
11	\$ 877,279.00	\$ 2,010,141.03	\$ 370,000.00	\$ 3,257,420.03	\$ 14,750	\$ 70,500	HARDYSTON TWP	11
12	\$ 618,000.00	\$ 2,460,200.00	\$ 776,278.00	\$ 3,854,478.00	\$ 42,500	\$ 164,000	HOPATCONG BORO	12
13	\$ 633,000.00	\$ 815,927.25	\$ 200,000.00	\$ 1,648,927.25	\$ 4,500	\$ 24,000	LAFAYETTE TWP	13
14	\$ 351,000.00	\$ 657,239.53	\$ 280,000.00	\$ 1,288,239.53	\$ 14,250	\$ 41,500	MONTAGUE TWP	14
15	\$ 803,000.00	\$ 2,236,863.56	\$ 340,000.00	\$ 3,379,863.56	\$ 18,000	\$ 56,000	TOWN OF NEWTON	15
16	\$ 66,148.00	\$ 321,758.71	\$ 220,000.00	\$ 607,906.71	\$ 9,375	\$ 31,000	OGDENSBURG BORO	16
17	\$ 369,000.00	\$ 1,170,298.00	\$ 160,101.00	\$ 1,699,399.00	\$ 5,000	\$ 27,250	SANDYSTON TWP	17
18	\$ 2,100,000.00	\$ 4,542,237.48	\$ 1,628,622.04	\$ 8,270,859.52	\$ 20,500	\$ 132,750	SPARTA TWP	18
19	\$ 723,000.00	\$ 461,888.37	\$ 175,000.00	\$ 1,359,888.37	\$ 5,500	\$ 28,500	STANHOPE BORO	19
20	\$ 550,920.00	\$ 974,603.00	\$ 256,000.00	\$ 1,781,523.00	\$ 8,000	\$ 40,000	STILLWATER TWP	20
21	\$ 100,000.00	\$ 381,044.00	\$ 80,000.00	\$ 561,044.00	\$ 5,750	\$ 14,250	SUSSEX BORO	21
22	\$ 210,000.00	\$ 3,840,110.32	\$ 2,035,000.00	\$ 6,085,110.32	\$ 48,375	\$ 177,250	VERNON TWP	22
23	\$ 96,303.00	\$ 39,287.00		\$ 135,590.00	\$ 250	\$ 750	WALPACK TWP	23
24	\$ 363,000.00	\$ 1,815,128.00	\$ 1,020,000.00	\$ 3,198,128.00	\$ 27,583	\$ 100,375	WANTAGE TWP	24
	\$ 12,814,052.95	\$ 29,278,692.57	\$ 9,251,362.79	\$ 51,344,108.31	\$ 306,833	\$ 1,304,375		

2010

**SPECIAL DISTRICT TAX**

**Township of Stillwater**

**Water District #1**

<b>Total Levy</b>	<b>\$104,741</b>
<b>2010 Tax per user household – flat fee</b>	<b>\$ 136.75</b>
<b>Amount approved by the Commissioners and voters during the adoption of the annual budget and election of water commissioners on 2/21/10 – per user household (Transmission line upgrades)</b>	<b>\$ 140.00</b>
<b>Amount of the NJEIT loan per user</b>	<b>\$ 11.00</b>
<b>364 users x \$287.75</b>	<b>\$104,741</b>



## 2010 ABSTRACT OF RATABLES COUNTY OF SUSSEX

### BREAKDOWN OF GENERAL TAX RATE

Taxing District		1	2	3	4	5	6	7	8	9	10
		COUNTY TAX	LIBRARY TAX	HEALTH SERVICE TAX	COUNTY OPEN SPACE TAX	DISTRICT SCHOOL TAX	REGIONAL SCHOOL TAX	LOCAL SCHOOL TAX	MUNICIPAL PURPOSE TAX	MUNICIPAL OPEN SPACE TAX	GENERAL TAX RATE
1	ANDOVER BORO	0.686	0.051	0.019	0.013	-	2.246	-	0.620	-	3.635
2	ANDOVER TWP	0.517	0.038	0.014	0.009	-	1.798	-	0.828	0.010	3.214
3	BRANCHVILLE BORO	0.355	0.026	0.010	0.006	0.790	0.629	-	-	-	1.816
4	BYRAM TWP	0.378	0.028	0.011	0.007	0.959	0.486	-	0.669	0.009	2.547
5	FRANKFORD TWP	0.352	0.026	0.010	0.007	0.712	0.483	-	0.214	-	1.804
6	FRANKLIN BORO	0.396	0.029	0.011	0.007	0.865	0.372	-	0.860	-	2.540
7	FREDON TWP	0.344	0.026	0.010	0.007	0.764	0.524	-	0.266	0.004	1.945
8	GREEN TWP	0.371	0.028	0.011	0.006	1.417	-	-	0.433	0.030	2.296
9	HAMBURG BORO	0.618	0.046	0.017	0.011	1.773	0.698	-	0.889	0.003	4.055
10	HAMPTON TWP	0.702	0.052	0.019	0.013	1.223	1.200	-	0.568	0.009	3.786
11	HARDYSTON TWP	0.406	0.030	0.011	0.008	0.782	0.374	-	0.539	-	2.150
12	HOPATCONG BORO	0.335	0.025	0.010	0.006	1.049	-	-	0.556	-	1.981
13	LAFAYETTE TWP	0.344	0.026	0.010	0.007	0.838	0.457	-	0.165	0.010	1.857
14	MONTAGUE TWP	0.719	0.053	0.020	0.013	2.349	-	-	0.467	-	3.621
15	TOWN OF NEWTON	0.363	0.027	0.010	0.007	1.399	-	-	0.903	-	2.709
16	OGDENSBURG BORO	0.369	0.027	0.010	0.007	0.904	0.323	-	0.869	-	2.509
17	SANDYSTON TWP	0.366	0.027	0.010	0.007	-	1.260	-	0.191	-	1.861
18	SPARTA TWP	0.533	-	0.015	0.010	2.065	-	-	0.637	0.011	3.271
19	STANHOPE BORO	0.432	0.032	0.012	0.008	1.072	0.601	-	0.874	-	3.031
20	STILLWATER TWP	0.838	0.062	0.023	0.016	1.483	1.293	-	0.825	0.004	4.544
21	SUSSEX BORO	0.734	0.054	0.020	0.014	-	2.614	-	0.912	-	4.348
22	VERNON TWP	0.411	0.030	0.012	0.007	1.469	-	-	0.576	-	2.505
23	WALPACK TWP	0.397	0.034	0.012	0.008	-	-	-	-	-	0.451
24	WANTAGE TWP	0.361	0.027	0.010	0.007	-	1.394	-	0.233	0.004	2.036

A ÷ R = True Market Value  
(Assessment Ratio)

**SUSSEX COUNTY TAX RATES FOR 2010**

	<u>MUNICIPALITY</u>	<u>2010 RATIO</u>	<u>2010 TAX RATE</u>	<u>2009 TAX RATE</u>	<u>DIFF.</u>
	ANDOVER BORO	52.99	3.635	3.294	+ .341
	ANDOVER TWP	70.23	3.214	3.121	+ .093
	BRANCHVILLE BORO	99.81	1.816	1.750	+ .066
	BYRAM TWP	95.75	2.547	2.418	+ .129
	FRANKFORD TWP	102.81	1.804	1.761	+ .043
R	FRANKLIN BORO	91.95	2.540	4.689	-2.149
	FREDON TWP	105.44	1.945	1.890	+ .055
	GREEN TWP	97.64	2.296	2.236	+ .060
	HAMBURG BORO	58.80	4.055	3.918	+ .137
	HAMPTON TWP	51.67	3.786	3.715	+ .071
R	HARDYSTON TWP	89.15	2.150	3.327	-1.177
	HOPATCONG BORO	108.03	1.981	1.873	+ .108
	LAFAYETTE TWP	105.42	1.857	1.822	+ .035
	MONTAGUE TWP	50.40	3.621	3.566	+ .055
	NEWTON	100.65	2.709	2.557	+ .152
	OGDENSBURG BORO	99.16	2.509	2.387	+ .122
	SANDYSTON TWP	99.18	1.861	1.826	+ .035
	SPARTA TWP	67.79	3.271	3.124	+ .147
R	STANHOPE BORO	84.26	3.031	2.392	+ .639
	STILLWATER TWP	43.24	4.544	4.419	+ .125
	SUSSEX BORO	49.59	4.348	4.010	+ .338
	VERNON TWP	88.10	2.505	2.407	+ .098
	WALPACK TWP	95.42	.451	.552	- .101
	WANTAGE TWP	100.30	2.036	1.973	+ .063

R DENOTES REVALUED OR REASSESSED DISTRICT

**2010  
CALENDAR YEAR REQUIREMENTS**

**ANDOVER REGIONAL SCHOOL DISTRICT**

Andover Borough	\$ 1,027,699.46
Andover Township	<u>\$11,115,684.04</u>
Total	\$12,143,383.50

**HIGH POINT REGIONAL SCHOOL DISTRICT**

Branchville Borough	\$ 927,860.34
Frankford Township	\$ 4,601,123.92
Lafayette Township	\$ 2,165,435.27
Sussex Borough	\$ 657,668.64
Wantage Township	<u>\$ 7,377,484.82</u>
Total	\$15,729,572.99

**KITTATINNY REGIONAL SCHOOL DISTRICT**

Fredon Township	\$ 2,925,383.69
Hampton Township	\$ 4,682,037.51
Sandyston Township	\$ 1,675,860.35
Stillwater Township	\$ 3,231,870.98
Walpack Township	<u>\$ 000.00</u>
Total	\$12,515,152.53

**BRANCHVILLE SCHOOL DISTRICT**

Branchville School	\$ 1,164,453.29
Branchville Mun. budget	<u>\$ 000.00</u>
School Tax Levy	\$ 1,164,453.29

**LENAPE VALLEY REGIONAL SCHOOL DISTRICT**

Byram Township	\$ 5,386,805.79
Stanhope Borough	<u>\$ 2,110,172.48</u>
Sub-Total	\$ 7,496,978.27
Netcong Borough (Morris County)	<u>\$ 1,616,543.71</u>
Total	\$ 9,113,521.98

**SANDYSTON-WALPACK CONSOLIDATED SCHOOL DISTRICT**

Sandyston Township	\$ 1,771,800.45
Walpack Township	<u>\$ 18,221.54</u> **
Total	\$ 1,790,021.99

**SUSSEX-WANTAGE REGIONAL SCHOOL DISTRICT**


Sussex Borough	\$ 1,424,487.63
Wantage Township	<u>\$12,972,544.87</u>
Total	\$14,397,032.50

**WALLKILL VALLEY REGIONAL SCHOOL DISTRICT**


Franklin Borough	\$ 1,823,507.23
Hamburg Borough	\$ 1,456,721.77
Hardyston Township	\$ 4,352,865.07
Ogdensburg Borough	<u>\$ 781,814.93</u>
Total	\$ 8,414,909.00


\*\*Adjusted pursuant to Statute RS 40:48-17.1 & 17.3

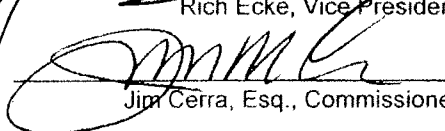
2010 ABSTRACT OF RATABLES COUNTY OF SUSSEX	
CERTIFICATION	
TOTAL AMOUNT OF MISCELLANEOUS REVENUES (INCLUDING SURPLUS REVENUES APPROPRIATED) FOR THE SUPPORT OF THE COUNTY BUDGET	\$33,691,303.95
RATE PER \$100 TO BE APPLIED TO COL. 11 FOR APPORTIONMENT OF COUNTY TAXES	0.36169358
NET COUNTY TAXES APPORTIONED (12.A.III)	75,209,568.00
* ADJUSTMENTS (NET TOTAL - 12.A.II)	176,586.57
TOTAL COUNTY TAXES APPORTIONED (INCLUDING ADJUSTMENTS - TOTAL 12.A.I)	75,386,154.57
* - NET OVERPAYMENTS ARE ADDED TO THE NET TAXES APPORTIONED NET UNDERPAYMENTS ARE DEDUCTED FROM THE NET TAXES APPORTIONED	
RATE PER \$100 TO BE APPLIED TO COL. 11 FOR APPORTIONMENT OF LIBRARY TAXES	0.02643822
RATE PER \$100 TO BE APPLIED TO COL. 11 FOR APPORTIONMENT OF HEALTH SERVICE	0.00977349
RATE PER \$100 TO BE APPLIED TO COL. 11 FOR APPORTIONMENT OF CTY OPEN SPACE TAXES	0.00653435

ATTEST:   
 Carol Dennis, Tax Administrator


SUSSEX COUNTY BOARD OF TAXATION

  
 John Fierro, President

  
 Rich Ecke, Vice President

  
 Jim Cerra, Esq., Commissioner

I hereby certify this to be a true copy of the Abstract of Ratables and Exemptions for the County of SUSSEX, State of New Jersey for the year 2010 filed with me by the SUSSEX County Board of Taxation

  
 Bernard Re, County Treasurer

2010

SUSSEX COUNTY TAX ASSESSORS

ANDOVER BOROUGH Joe Ferraris	PO Box 8 Andover, NJ 07821	LAFAYETTE TOWNSHIP Maureen Kaman	33 Morris Farm Rd. Lafayette, NJ 07848
ANDOVER TOWNSHIP Jack Marchione	134 Newton-Sparta Rd. Newton, NJ 07860	MONTAGUE TOWNSHIP Melissa Rockwell	277 Clove Rd. Montague, NJ 07827
BRANCHVILLE BOROUGH Kathy Kieb	PO Box 840 Branchville, NJ 07826	TOWN OF NEWTON Scott Holzauer	39 Trinity St. Newton, NJ 07860
BYRAM TOWNSHIP Penny Holenstein	10 Mansfield Dr. Stanhope, NJ 07874	OGDENSBURG BOROUGH Kathy Kieb	14 Highland Ave. Ogdensburg, NJ 07439
FRANKFORD TOWNSHIP John Dyksen	151 Rt. 206 South Augusta, NJ 07822	SANDYSTON TOWNSHIP Bob Pastor	133 Rt. 645 Branchville, NJ 07826
FRANKLIN BOROUGH Scott Holzauer	46 Main St. Franklin, NJ 07416	SPARTA TOWNSHIP Joe Ferraris	65 Main St. Sparta, NJ 07871
FREDON TOWNSHIP Kathy Kieb	443 Rt. 94 Newton, NJ 07860	STANHOPE BOROUGH Maureen Kaman	77 Main St. Stanhope, NJ 07874
GREEN TOWNSHIP Penny Holenstein	PO Box 65 Tranquility, NJ 07879	STILLWATER TOWNSHIP Penny Holenstein	964 Stillwater Rd. Newton, NJ 07860
HAMBURG BOROUGH John Dyksen	16 Walkkill Ave. Hamburg, NJ 07419	SUSSEX BOROUGH Melissa Rockwell	2 Main St. Sussex, NJ 07461
HAMPTON TOWNSHIP John Dyksen	1 Rumsey Way Newton, NJ 07860	VERNON TOWNSHIP Lynne Schweighardt	PO Box 340 Vernon, NJ 07462
HARDYSTON TOWNSHIP Scott Holzauer	149 Wheatsworth Rd., Ste. A Hardyston, NJ 07419	WALPACK TOWNSHIP John Dyksen	151 Rt. 206 South Augusta, NJ 07822
HOPATCONG BOROUGH Therese DePierro	111 River Styx Rd. Hopatcong, NJ 07843	WANTAGE TOWNSHIP Melissa Rockwell	888 Rt. 23 Wantage, NJ 07461