

2013

Warren County Abstract of Ratables



Warren County Board of Taxation

Melissa Pritchett, County Tax Administrator

Jane Santini, President

Darryl Malcolm, Commissioner

2013 ABSTRACT OF RATABLES FOR THE COUNTY OF WARREN

TAXING DISTRICTS	1		2	3	4	5	6
	TAXABLE VALUE		TAXABLE VALUE OF LAND AND IMPROVEMENTS (COL 1A+1B)	TOTAL TAXABLE VALUE OF PARTIAL EXEMPTIONS & ABATEMENTS (ASSESSED VAL.)	NET TAXABLE VALUE OF LAND & IMPROVEMENTS (COL 2-3)	TAXABLE VALUE COMMUNICATION EQUIPMENT	NET TAXABLE VALUE (COL 4+5)
	(A) LAND	(B) IMPROVEMENTS (INCLUDES PARTIAL EXEMPTIONS & ABATEMENTS)					
01:ALLAMUCHY TWP	175,396,800	358,438,400	533,835,200	0	533,835,200	1,276,451	535,111,651
02:ALPHA BORO	77,422,728	134,881,200	212,303,928	0	212,303,928	328,433	212,632,361
03:BELVIDERE TOWN	38,778,350	90,413,199	129,191,549	0	129,191,549	409,163	129,600,712
04:BLAIRSTOWN TWP	245,196,500	470,891,900	716,088,400	0	716,088,400	1,984,733	718,073,133
05:FRANKLIN TWP	126,053,415	287,364,700	413,418,115	0	413,418,115	914,996	414,333,111
06:FRELINGHUYSEN TWP	86,185,800	206,973,878	293,159,678	0	293,159,678	595,996	293,755,674
07:GREENWICH TWP	122,252,300	474,599,190	596,851,490	0	596,851,490	1,474,600	598,326,090
08:HACKETTSTOWN TOWN	390,088,900	668,654,570	1,058,743,470	15,200	1,058,728,270	3,724,495	1,062,452,765
09:HARDWICK TWP	45,229,400	111,992,750	157,222,150	0	157,222,150	479,358	157,701,508
10:HARMONY TWP	89,003,500	391,444,700	480,448,200	0	480,448,200	674,216	481,122,416
11:HOPE TWP	110,192,000	146,574,600	256,766,600	0	256,766,600	1,017,793	257,784,393
12:INDEPENDENCE TWP	255,607,410	431,895,400	687,502,810	0	687,502,810	593,543	688,096,353
13:KNOWLTON TWP	74,445,940	183,973,100	258,419,040	0	258,419,040	715,713	259,134,753
14:LIBERTY TWP	94,614,300	176,467,100	271,081,400	0	271,081,400	0	271,081,400
15:LOPATCONG TWP	305,029,842	553,005,039	858,034,881	0	858,034,881	1,509,258	859,544,139
16:MANSFIELD TWP	245,028,850	395,566,300	640,595,150	0	640,595,150	1,315,776	641,910,926
17:OXFORD TWP	78,375,500	126,916,200	205,291,700	0	205,291,700	0	205,291,700
19:PHILLIPSBURG TOWN	298,885,820	673,464,100	972,349,920	11,903,800	960,446,120	2,915,047	963,361,167
20:POHATCONG TWP	129,482,760	230,721,600	360,204,360	0	360,204,360	730,999	360,935,359
21:WASHINGTON BORO	104,921,300	264,561,160	369,482,460	546,700	368,935,760	1,973,565	370,909,325
22:WASHINGTON TWP	207,720,000	471,330,701	679,050,701	0	679,050,701	1,216,440	680,267,141
23:WHITE TWP	221,616,498	354,757,600	576,374,098	0	576,374,098	1,984,266	578,358,364
WARREN	3,521,527,913	7,204,887,387	10,726,415,300	12,465,700	10,713,949,600	25,834,841	10,739,784,441

TAXING DISTRICTS	7	8	9		10		11
	GENERAL TAX RATE PER \$100	COUNTY EQUALI- ZATION RATIO	TRUE VALUE		EQUALIZATION		NET VALUATION FOR COUNTY TAX APPORTIONMENT (COL 6-9A+9B -10A+10B)
			(A) UEZ ABATEMENT EXPIRED	(B) CLASS II RAILROADS	(A) AMOUNTS DEDUCTED	(B) AMOUNTS ADDED	
01:ALLAMUCHY TWP	2.616	95.42%	0	0		27,403,675	562,515,326
02:ALPHA BORO	2.955	101.89%	0	0	2,802,195		209,830,166
03:BELVIDERE TOWN	5.229	65.57%	0	0		71,058,714	200,659,426
04:BLAIRSTOWN TWP	2.168	96.32%	0	0		28,965,757	747,038,890
05:FRANKLIN TWP	2.817	104.65%	0	0	15,941,042		398,392,069
06:FRELINGHUYSEN TWP	2.351	89.85%	0	0		34,692,900	328,448,574
07:GREENWICH TWP	2.716	85.77%	0	0		100,353,191	698,679,281
08:HACKETTSTOWN TOWN	2.611	107.46%	0	0	65,447,650		997,005,115
09:HARDWICK TWP	2.906	81.10%	0	0		37,078,089	194,779,597
10:HARMONY TWP	2.346	87.33%	0	0		72,848,706	553,971,122
11:HOPE TWP	2.333	108.03%	0	0	18,223,437		239,560,956
12:INDEPENDENCE TWP	2.167	114.28%	0	0	84,607,551		603,488,802
13:KNOWLTON TWP	3.178	80.23%	0	0		65,219,539	324,354,292
14:LIBERTY TWP	2.885	95.87%	0	0		12,175,200	283,256,600
15:LOPATCONG TWP	2.686	95.87%	0	0		40,220,594	899,764,733
16:MANSFIELD TWP	3.136	88.63%	0	0		84,025,431	725,936,357
17:OXFORD TWP	2.838	103.58%	0	0	5,740,063		199,551,637
19:PHILLIPSBURG TOWN	2.762	104.91%	0	0	26,702,916		936,658,251
20:POHATCONG TWP	3.490	95.56%	0	0		18,490,879	379,426,238
21:WASHINGTON BORO	4.625	78.44%	0	0		105,087,445	475,996,770
22:WASHINGTON TWP	3.185	86.91%	0	0		104,613,497	784,880,638
23:WHITE TWP	1.934	102.47%	0	0	10,302,059		568,056,305
WARREN		%	0	0	229,766,913	802,233,617	11,312,251,145

2013 ABSTRACT OF RATABLES FOR THE COUNTY OF WARREN

SECTION 12 - A

TAXING DISTRICT	(i)	(ii) ADJUSTMENTS RESULTING FROM:				(iii)	(iv)	(v)
	TOTAL COUNTY TAXES APPORTIONED	(A) EQUAL TABLE APPEALS		(B) APPEALS & CORRECTIONS		NET COUNTY TAXES APPORTIONED	MUNICIPAL BUDGET STATE AID	NET COUNTY TAXES APPORTIONED LESS STATE AID (COL. 12 AIII-12AIV-COUNTY BPP ADJUSTMENT)
		DEDUCT OVERPAY	ADD UNDERPAY	DEDUCT OVERPAY	ADD UNDERPAY			
01:ALLAMUCHY TWP	3,478,029.34	.00	.00	9,138.96	.00	3,468,890.38	.00	3,468,890.38
02:ALPHA BORO	1,297,378.83	.00	.00	2,596.15	.00	1,294,782.68	.00	1,294,782.68
03:BELVIDERE TOWN	1,240,676.19	.00	.00	190,675.85	.00	1,050,000.34	.00	1,050,000.34
04:BLAIRSTOWN TWP	4,618,937.57	.00	.00	24,028.16	.00	4,594,909.41	.00	4,594,909.41
05:FRANKLIN TWP	2,463,256.09	.00	.00	4,571.78	.00	2,458,684.31	.00	2,458,684.31
06:FRELINGHUYSEN TWP	2,030,795.83	.00	.00	2,878.22	.00	2,027,917.61	.00	2,027,917.61
07:GREENWICH TWP	4,319,930.36	.00	.00	10,964.49	.00	4,308,965.87	.00	4,308,965.87
08:HACKETTSTOWN TOWN	6,164,477.44	.00	.00	16,586.49	.00	6,147,890.95	.00	6,147,890.95
09:HARDWICK TWP	1,204,321.24	.00	.00	2,552.70	.00	1,201,768.54	.00	1,201,768.54
10:HARMONY TWP	3,425,200.57	.00	.00	141,621.54	.00	3,283,579.03	.00	3,283,579.03
11:HOPE TWP	1,481,204.15	.00	.00	7,664.12	.00	1,473,540.03	.00	1,473,540.03
12:INDEPENDENCE TWP	3,731,368.12	.00	.00	35,226.24	.00	3,696,141.88	.00	3,696,141.88
13:KNOWLTON TWP	2,005,480.90	.00	.00	1,174.51	.00	2,004,306.39	.00	2,004,306.39
14:LIBERTY TWP	1,751,374.08	.00	.00	731.92	.00	1,750,642.16	.00	1,750,642.16
15:LOPATCONG TWP	5,563,240.67	.00	.00	4,209.51	.00	5,559,031.16	.00	5,559,031.16
16:MANSFIELD TWP	4,488,460.72	.00	.00	9,655.20	.00	4,478,805.52	.00	4,478,805.52
17:OXFORD TWP	1,233,826.73	.00	.00	3,755.96	.00	1,230,070.77	.00	1,230,070.77
19:PHILLIPSBURG TOWN	5,791,353.10	.00	.00	13,476.44	.00	5,777,876.66	.00	5,777,876.66
20:POHATCONG TWP	2,345,990.46	.00	.00	1,205.11	.00	2,344,785.35	.00	2,344,785.35
21:WASHINGTON BORO	2,943,085.55	.00	.00	6,228.12	.00	2,936,857.43	.00	2,936,857.43
22:WASHINGTON TWP	4,852,912.90	.00	.00	7,331.78	.00	4,845,581.12	.00	4,845,581.12
23:WHITE TWP	3,512,289.71	.00	.00	489,961.30	.00	3,022,328.41	.00	3,022,328.41
WARREN	69,943,590.55	.00	.00	986,234.55	.00	68,957,356.00	.00	68,957,356.00

SECTION 12 - B

SECTION 12 - C

LOCAL TAXES TO BE RAISED FOR:

(i) DISTRICT SCHOOL PURPOSES

TAXING DISTRICTS	(A)	(B)	(C)	LOCAL TAXES TO BE RAISED FOR:		
	COUNTY LIBRARY TAXES APPORTIONED	COUNTY HEALTH SERVICE TAXES APPORTIONED	COUNTY OPEN SPACE TAXES APPORTIONED	(A) DISTRICT SCHOOL (adjusted for BPP)	(B) REG., CONSOL. & JOINT SCHOOL (adjusted for BPP)	(C) LOCAL SCHOOL (adjusted for BPP)
01:ALLAMUCHY TWP	284,343.45	.00	253,131.90	7,948,020.00	.00	.00
02:ALPHA BORO	.00	.00	94,423.57	2,984,194.00	.00	.00
03:BELVIDERE TOWN	.00	.00	90,296.74	3,554,307.00	.00	.00
04:BLAIRSTOWN TWP	377,617.48	.00	336,167.50	5,170,490.00	4,975,267.00	.00
05:FRANKLIN TWP	201,381.49	.00	179,276.43	3,996,963.00	3,906,105.00	.00
06:FRELINGHUYSEN TWP	166,026.06	.00	147,801.86	1,845,608.00	2,140,232.00	.00
07:GREENWICH TWP	353,172.39	.00	314,405.68	8,397,041.00	.00	.00
08:HACKETTSTOWN TOWN	.00	.00	448,652.30	14,809,950.00	.00	.00
09:HARDWICK TWP	98,458.30	.00	87,650.82	1,318,510.00	1,365,132.00	.00
10:HARMONY TWP	280,024.48	.00	249,287.00	6,018,532.00	.00	.00
11:HOPE TWP	121,094.64	.00	107,802.43	3,656,213.00	.00	.00
12:INDEPENDENCE TWP	305,054.96	.00	271,569.96	.00	8,266,020.00	.00
13:KNOWLTON TWP	163,956.46	.00	145,959.43	2,663,483.00	2,142,402.00	.00
14:LIBERTY TWP	143,182.16	.00	127,465.47	.00	4,886,829.00	.00
15:LOPATCONG TWP	454,818.21	.00	404,894.13	12,708,372.00	.00	.00
16:MANSFIELD TWP	366,950.45	.00	326,671.36	5,269,930.00	5,885,165.00	.00
17:OXFORD TWP	100,870.50	.00	89,798.24	3,696,780.00	.00	.00
19:PHILLIPSBURG TOWN	.00	.00	421,496.21	9,504,104.00	.00	.00
20:POHATCONG TWP	191,794.54	.00	170,741.81	6,038,631.00	.00	.00
21:WASHINGTON BORO	.00	.00	214,198.55	4,474,592.00	4,059,242.00	.00
22:WASHINGTON TWP	396,745.94	.00	353,196.29	5,549,331.00	6,560,992.00	.00
23:WHITE TWP	287,144.49	.00	255,625.34	6,938,155.00	.00	.00
WARREN	4,292,636.00	.00	5,090,513.02	116,543,206.00	44,187,386.00	.00

2013 ABSTRACT OF RATABLES FOR THE COUNTY OF WARREN

SECTION 12 - C

SECTION 12 - D

LOCAL TAXES TO BE RAISED FOR:

(ii) LOCAL MUNICIPAL PURPOSES

TAXING DISTRICTS	(A) MUNICIPAL BUDGET (adjusted for BPP)	(B) MUNICIPAL OPEN SPACE BUDGET	(C) MUNICIPAL LIBRARY BUDGET	TOTAL LEVY ON WHICH TAX RATE IS COMPUTED
01:ALLAMUCHY TWP	1,934,449.53	107,022.33	.00	13,995,857.59
02:ALPHA BORO	1,753,630.00	85,052.10	69,575.00	6,281,657.35
03:BELVIDERE TOWN	2,014,733.04	.00	66,194.37	6,775,531.49
04:BLAIRSTOWN TWP	.00	107,711.00	.00	15,562,162.39
05:FRANKLIN TWP	760,261.00	165,733.00	.00	11,668,404.23
06:FRELINGHUYSEN TWP	519,561.00	58,751.00	.00	6,905,897.53
07:GREENWICH TWP	2,631,977.65	240,193.00	.00	16,245,755.59
08:HACKETTSTOWN TOWN	5,994,968.25	.00	333,306.00	27,734,767.50
09:HARDWICK TWP	463,524.00	47,315.00	.00	4,582,358.66
10:HARMONY TWP	1,212,072.00	241,500.00	.00	11,284,994.51
11:HOPE TWP	603,233.00	51,557.00	.00	6,013,440.10
12:INDEPENDENCE TWP	2,367,901.00	.00	.00	14,906,687.80
13:KNOWLTON TWP	1,061,660.00	51,993.00	.00	8,233,760.28
14:LIBERTY TWP	857,698.72	54,216.00	.00	7,820,033.51
15:LOPATCONG TWP	3,701,891.60	257,410.00	.00	23,086,417.10
16:MANSFIELD TWP	3,672,801.80	128,381.91	.00	20,128,706.04
17:OXFORD TWP	707,868.00	.00	.00	5,825,387.51
19:PHILLIPSBURG TOWN	10,586,226.98	.00	309,855.52	26,599,559.37
20:POHATCONG TWP	3,667,463.00	180,295.00	.00	12,593,710.70
21:WASHINGTON BORO	5,311,794.00	.00	157,778.00	17,154,461.98
22:WASHINGTON TWP	3,817,916.09	136,053.43	.00	21,659,815.87
23:WHITE TWP	565,780.33	115,671.67	.00	11,184,705.24
WARREN	54,207,410.99	2,028,855.44	936,708.89	296,244,072.34

2010 ABSTRACT OF RATABLES FOR THE COUNTY OF WARREN

SECTION 13

REAL PROPERTY EXEMPT FROM TAXATION

	(A)	(B)	(C)	(D)	(E)	(F)	(G)
TAXING DISTRICTS	PUBLIC SCHOOL	OTHER SCHOOL	PUBLIC PROPERTY	CHURCH AND CHARITABLE	CEMETERIES AND GRAVEYARDS	OTHER EXEMPTS	TOTAL AMOUNT OF EXEMPTS (13A+B+C+D+E+F)
01:ALLAMUCHY TWP	8,395,754	0	6,286,122	1,507,189	25,100	38,212,643	54,426,808
02:ALPHA BORO	1,260,200	0	10,130,400	4,094,400	1,059,700	1,238,000	17,782,700
03:BELVIDERE TOWN	13,751,700	167,400	16,466,700	5,177,200	401,900	2,154,700	38,119,600
04:BLAIRSTOWN TWP	25,067,309	33,943,600	17,261,829	12,898,714	490,200	6,322,665	95,984,317
05:FRANKLIN TWP	4,205,400	13,624,800	9,854,420	4,616,400	282,900	6,506,700	39,090,620
06:FRELINGHUYSEN TWP	0	0	13,883,520	5,633,620	325,600	10,845,800	30,688,540
07:GREENWICH TWP	1,146,100	0	6,366,560	3,582,500	1,319,000	1,131,700	13,545,860
08:HACKETTSTOWN TOWN	25,014,700	42,549,800	13,203,700	15,951,600	195,000	58,027,500	154,942,300
09:HARDWICK TWP	0	0	56,858,600	49,800	0	12,729,900	69,638,300
10:HARMONY TWP	5,202,900	0	21,249,200	3,630,800	198,500	3,585,700	33,867,100
11:HOPE TWP	3,096,900	0	18,463,733	4,908,330	507,300	2,893,689	29,869,952
12:INDEPENDENCE TWP	10,269,700	146,100	11,243,800	8,036,700	986,400	8,460,600	39,143,300
13:KNOWLTON TWP	2,595,700	0	17,838,600	3,384,100	274,500	2,676,800	26,769,700
14:LIBERTY TWP	4,061,200	0	13,499,400	385,500	164,100	1,122,500	19,232,700
15:LOPATCONG TWP	14,440,600	0	20,098,591	6,350,100	0	7,880,000	48,769,291
16:MANSFIELD TWP	5,402,800	0	52,335,980	5,029,700	641,500	4,265,200	67,675,180
17:OXFORD TWP	8,479,522	0	890,900	4,882,597	158,500	28,681,281	43,092,800
19:PHILLIPSBURG TOWN	58,096,600	0	58,367,850	86,857,600	1,774,600	46,133,000	251,229,650
20:POHATCONG TWP	10,914,400	1,270,000	9,179,400	2,935,500	80,000	2,864,300	27,243,600
21:WASHINGTON BORO	11,390,225	0	6,842,000	10,234,500	331,300	1,938,400	30,736,425
22:WASHINGTON TWP	28,391,348	0	11,918,800	12,799,600	235,200	4,112,300	57,457,248
23:WHITE TWP	2,897,600	3,435,400	28,712,593	1,628,500	277,800	20,215,900	57,167,793
WARREN	244,080,658	95,137,100	420,952,698	204,574,950	9,729,100	271,999,278	1,246,473,784

2013 ABSTRACT OF RATABLES FOR THE COUNTY OF WARREN

SECTION 14

AMOUNT OF MISCELLANEOUS REVENUES TO SUPPORT LOCAL BUDGET

SECTION 15

DEDUCTIONS ALLOWED

TAXING DISTRICTS	(A)	(B)	(C)	(D)	(A)	(B)
	SURPLUS REVENUE	MISCELLANEOUS REVENUES ANTICIPATED	RECEIPTS FROM DELINQUENT TAX	TOTAL OF MISCELLANEOUS REVENUES (COL. 14A+B+C)	SENIOR CITIZEN, DISABLED AND SURVIVING SPOUSE	VETERANS AND WIDOWS
01:ALLAMUCHY TWP	267,289.00	856,796.77	175,000.00	1,299,085.77	6,250.00	44,000.00
02:ALPHA BORO	194,825.00	758,747.00	150,000.00	1,103,572.00	12,250.00	32,000.00
03:BELVIDERE TOWN	91,550.00	866,259.61	166,000.00	1,123,809.61	3,250.00	23,250.00
04:BLAIRSTOWN TWP	645,445.00	3,053,577.00	240,000.00	3,939,022.00	7,500.00	49,750.00
05:FRANKLIN TWP	827,000.00	373,240.00	180,000.00	1,380,240.00	6,250.00	22,250.00
06:FRELINGHUYSEN TWP	201,938.00	406,845.00	130,000.00	738,783.00	2,250.00	17,500.00
07:GREENWICH TWP	484,107.44	1,043,205.04	280,000.00	1,807,312.48	5,250.00	27,250.00
08:HACKETTSTOWN TOWN	1,525,000.00	1,528,538.91	430,000.00	3,483,538.91	15,000.00	66,250.00
09:HARDWICK TWP	124,898.00	321,555.00	127,359.00	573,812.00	3,750.00	14,250.00
10:HARMONY TWP	734,049.00	567,396.00	144,000.00	1,445,445.00	6,750.00	28,750.00
11:HOPE TWP	193,430.00	632,399.00	52,417.00	878,246.00	3,000.00	18,250.00
12:INDEPENDENCE TWP	695,000.00	615,563.78	240,000.00	1,550,563.78	9,000.00	38,250.00
13:KNOWLTON TWP	373,642.00	959,087.00	362,500.00	1,695,229.00	3,500.00	21,000.00
14:LIBERTY TWP	550,000.00	292,833.47	205,000.00	1,047,833.47	5,500.00	19,250.00
15:LOPATCONG TWP	65,525.00	2,299,429.20	437,500.00	2,802,454.20	22,250.00	82,000.00
16:MANSFIELD TWP	70,000.00	1,507,518.61	369,100.00	1,946,618.61	12,500.00	44,250.00
17:OXFORD TWP	237,193.00	1,122,053.00	151,999.00	1,511,245.00	5,500.00	18,500.00
19:PHILLIPSBURG TOWN	719,000.00	3,919,193.45	950,000.00	5,588,193.45	48,750.00	117,500.00
20:POHATCONG TWP	1,484,575.00	945,345.11	230,000.00	2,659,920.11	17,500.00	47,250.00
21:WASHINGTON BORO	662,466.00	998,998.00	439,483.00	2,100,947.00	11,500.00	36,000.00
22:WASHINGTON TWP	1,031,000.00	4,364,845.27	550,000.00	5,945,845.27	8,750.00	56,500.00
23:WHITE TWP	955,000.00	2,648,688.33	200,000.00	3,803,688.33	7,750.00	79,500.00
WARREN	12,132,932.44	30,082,114.55	6,210,358.00	48,425,404.99	224,000.00	903,500.00

2019 ABSTRACT OF RATABLES FOR THE COUNTY OF WARREN

ADDENDUM TO ABSTRACT OF RATABLES -- ASSESSED VALUE OF PARTIAL EXEMPTIONS & ABATEMENTS (COLUMN 3)

	(1)	(2)	(3)	(4)	(5)	(6)	(7)	(8)	(9)
TAXING DISTRICTS	POLLUTION CONTROL	FIRE SUPPRESSION	FALLOUT SHELTER	WATER-SEWER FACILITY	RENEWABLE ENERGY	UEZ ABATEMENT	HOME IMPROVEMENT	MULTI-FAMILY DWELLING	CLASS 4 ABATEMENT
01:ALLAMUCHY TWP	0	0	0	0	0	0	0	0	0
02:ALPHA BORO	0	0	0	0	0	0	0	0	0
03:BELVIDERE TOWN	0	0	0	0	0	0	0	0	0
04:BLAIRSTOWN TWP	0	0	0	0	0	0	0	0	0
05:FRANKLIN TWP	0	0	0	0	0	0	0	0	0
06:FRELINGHUYSEN TWP	0	0	0	0	0	0	0	0	0
07:GREENWICH TWP	0	0	0	0	0	0	0	0	0
08:HACKETTSTOWN TOWN	0	15,200	0	0	0	0	0	0	0
09:HARDWICK TWP	0	0	0	0	0	0	0	0	0
10:HARMONY TWP	0	0	0	0	0	0	0	0	0
11:HOPE TWP	0	0	0	0	0	0	0	0	0
12:INDEPENDENCE TWP	0	0	0	0	0	0	0	0	0
13:KNOWLTON TWP	0	0	0	0	0	0	0	0	0
14:LIBERTY TWP	0	0	0	0	0	0	0	0	0
15:LOPATCONG TWP	0	0	0	0	0	0	0	0	0
16:MANSFIELD TWP	0	0	0	0	0	0	0	0	0
17:OXFORD TWP	0	0	0	0	0	0	0	0	0
19:PHILLIPSBURG TOWN	10,605,000	0	0	0	0	0	0	0	0
20:POHATCONG TWP	0	0	0	0	0	0	0	0	0
21:WASHINGTON BORO	0	0	0	0	0	0	0	0	0
22:WASHINGTON TWP	0	0	0	0	0	0	0	0	0
23:WHITE TWP	0	0	0	0	0	0	0	0	0
WARREN	10,605,000	15,200	0	0	0	0	0	0	0

2013 ABSTRACT OF RATABLES FOR THE COUNTY OF WARREN

ADDENDUM TO ABSTRACT OF RATABLES -- ASSESSED VALUE OF PARTIAL EXEMPTIONS & ABATEMENTS (CONTINUED)

TAXING DISTRICTS	(10) DWELLING ABATEMENT	(11) DWELLING EXEMPTION	(12) NEW DWELLING CONVERSION ABATEMENT	(13) NEW DWELLING CONVERSION EXEMPTION	(14) MULTI-DWELLING EXEMPTION	(15) MULTI-DWELLING ABATEMENT	(16) COMMERCIAL/ INDUSTRIAL EXEMPTION	(17) TOTAL VALUE
01:ALLAMUCHY TWP	0	0	0	0	0	0	0	0
02:ALPHA BORO	0	0	0	0	0	0	0	0
03:BELVIDERE TOWN	0	0	0	0	0	0	0	0
04:BLAIRSTOWN TWP	0	0	0	0	0	0	0	0
05:FRANKLIN TWP	0	0	0	0	0	0	0	0
06:FRELINGHUYSEN TWP	0	0	0	0	0	0	0	0
07:GREENWICH TWP	0	0	0	0	0	0	0	0
08:HACKETTSTOWN TOWN	0	0	0	0	0	0	0	15,200
09:HARDWICK TWP	0	0	0	0	0	0	0	0
10:HARMONY TWP	0	0	0	0	0	0	0	0
11:HOPE TWP	0	0	0	0	0	0	0	0
12:INDEPENDENCE TWP	0	0	0	0	0	0	0	0
13:KNOWLTON TWP	0	0	0	0	0	0	0	0
14:LIBERTY TWP	0	0	0	0	0	0	0	0
15:LOPATCONG TWP	0	0	0	0	0	0	0	0
16:MANSFIELD TWP	0	0	0	0	0	0	0	0
17:OXFORD TWP	0	0	0	0	0	0	0	0
19:PHILLIPSBURG TOWN	0	0	0	0	0	0	1,298,800	11,903,800
20:POHATCONG TWP	0	0	0	0	0	0	0	0
21:WASHINGTON BORO	0	0	0	0	0	0	546,700	546,700
22:WASHINGTON TWP	0	0	0	0	0	0	0	0
23:WHITE TWP	0	0	0	0	0	0	0	0
WARREN	0	0	0	0	0	0	1,845,500	12,465,700

ADDENDUM -- EQUALIZED VALUE BASED ON IN LIEU OF TAXES (COL. 10B)

TAXING DISTRICTS	(1) C.12 PL 1977 IN LIEU OF TAX	(2) NJ HOUSING FINANCE AGENCY	(3) URBAN RENEWAL	(4) OTHER	(5) TOTAL
01:ALLAMUCHY TWP	0	0	0	0	0
02:ALPHA BORO	0	0	0	0	0
03:BELVIDERE TOWN	0	0	0	0	0
04:BLAIRSTOWN TWP	0	0	0	0	0
05:FRANKLIN TWP	0	0	0	0	0
06:FRELINGHUYSEN TWP	0	0	0	0	0
07:GREENWICH TWP	0	0	0	0	0
08:HACKETTSTOWN TOWN	0	0	0	0	0
09:HARDWICK TWP	0	0	0	0	0
10:HARMONY TWP	0	0	0	0	0
11:HOPE TWP	0	0	0	0	0
12:INDEPENDENCE TWP	0	0	0	0	0
13:KNOWLTON TWP	0	0	0	0	0
14:LIBERTY TWP	0	0	0	0	0
15:LOPATCONG TWP	0	0	0	0	0
16:MANSFIELD TWP	0	0	0	0	0
17:OXFORD TWP	0	0	0	0	0
19:PHILLIPSBURG TOWN	0	0	0	0	0
20:POHATCONG TWP	0	0	0	0	0
21:WASHINGTON BORO	0	0	0	0	0
22:WASHINGTON TWP	0	0	0	0	0
23:WHITE TWP	0	0	0	0	0
WARREN	0	0	0	0	0

2013 ABSTRACT OF RATABLES FOR THE COUNTY OF WARREN
BREAKDOWN OF GENERAL TAX RATE

TAXING DISTRICTS	COUNTY TAX	LIBRARY TAX	HEALTH SERVICE TAX	COUNTY OPEN SPACE TAX	DISTRICT SCHOOL TAX	REGIONAL SCHOOL TAX	LOCAL SCHOOL TAX	MUNICIPAL PURPOSE TAX	MUNICIPAL OPEN SPACE TAX	MUNICIPAL LIBRARY TAX	GENERAL TAX RATE	EFFECTIVE TAX RATE
01:ALLAMUCHY TWP	.649	.054	.000	.047	1.485	.000	.000	.361	.020	.000	2.616	2.488
02:ALPHA BORO	.609	.000	.000	.045	1.404	.000	.000	.825	.040	.032	2.955	2.994
03:BELVIDERE TOWN	.811	.000	.000	.070	2.743	.000	.000	1.554	.000	.051	5.229	3.377
04:BLAIRSTOWN TWP	.640	.053	.000	.047	.721	.692	.000	.000	.015	.000	2.168	2.083
05:FRANKLIN TWP	.594	.049	.000	.044	.965	.943	.000	.183	.039	.000	2.817	2.929
06:FRELINGHUYSEN TWP	.691	.057	.000	.051	.629	.728	.000	.176	.019	.000	2.351	2.103
07:GREENWICH TWP	.721	.060	.000	.053	1.403	.000	.000	.439	.040	.000	2.716	2.325
08:HACKETTSTOWN TOWN	.579	.000	.000	.043	1.394	.000	.000	.564	.000	.031	2.611	2.782
09:HARDWICK TWP	.763	.063	.000	.056	.836	.865	.000	.293	.030	.000	2.906	2.353
10:HARMONY TWP	.683	.059	.000	.052	1.251	.000	.000	.251	.050	.000	2.346	2.037
11:HOPE TWP	.572	.047	.000	.042	1.418	.000	.000	.234	.020	.000	2.333	2.510
12:INDEPENDENCE TWP	.538	.045	.000	.039	.000	1.201	.000	.344	.000	.000	2.167	2.470
13:KNOWLTON TWP	.774	.064	.000	.057	1.028	.826	.000	.409	.020	.000	3.178	2.539
14:LIBERTY TWP	.646	.053	.000	.048	.000	1.803	.000	.316	.019	.000	2.885	2.761
15:LOPATCONG TWP	.647	.053	.000	.048	1.479	.000	.000	.430	.029	.000	2.686	2.566
16:MANSFIELD TWP	.698	.058	.000	.051	.821	.917	.000	.572	.019	.000	3.136	2.773
17:OXFORD TWP	.600	.050	.000	.044	1.800	.000	.000	.344	.000	.000	2.838	2.919
19:PHILLIPSBURG TOWN	.600	.000	.000	.044	.987	.000	.000	1.099	.000	.032	2.762	2.840
20:POHATCONG TWP	.650	.054	.000	.048	1.673	.000	.000	1.016	.049	.000	3.490	3.319
21:WASHINGTON BORO	.792	.000	.000	.058	1.207	1.094	.000	1.432	.000	.042	4.625	3.604
22:WASHINGTON TWP	.713	.059	.000	.052	.816	.964	.000	.561	.020	.000	3.185	2.760
23:WHITE TWP	.523	.050	.000	.045	1.199	.000	.000	.097	.020	.000	1.934	1.969


TAXING DISTRICT	COUNTY	SCHOOL	MUNICIPAL	ELIGIBLE PROPERTY ASSESSMENTS	R.E.A.P. AID	TAX RATE CREDIT
01:ALLAMUCHY TWP						
02:ALPHA BORO						
03:BELVIDERE TOWN						
04:BLAIRSTOWN TWP						
05:FRANKLIN TWP						
06:FRELINGHUYSEN TWP						
07:GREENWICH TWP						
08:HACKETTSTOWN TOWN						
09:HARDWICK TWP						
10:HARMONY TWP						
11:HOPE TWP						
12:INDEPENDENCE TWP						
13:KNOWLTON TWP						
14:LIBERTY TWP						
15:LOPATCONG TWP						
16:MANSFIELD TWP						
17:OXFORD TWP						
19:PHILLIPSBURG TOWN						
20:POHATCONG TWP						
21:WASHINGTON BORO						
22:WASHINGTON TWP						
23:WHITE TWP						
WARREN						

2013 ABSTRACT OF RATABLES FOR THE COUNTY OF WARREN
SPECIAL TAXING DISTRICTS


TAXING DISTRICT	SPECIAL TAXING DISTRICT	NUMBER OF RATABLES	RATABLE VALUE	BUDGET	SPECIAL DISTRICT RATE

Total Amount of Miscellaneous Revenues (included Surplus Revenues Appropriated) for the Support of the County Budget	39,809,821.10
Rate per \$100 to be applied to Column 11 for apportionment of County Taxes61829948
Net County Taxes Apportioned (Column 12 A iii)	68,957,356.00
* Adjustments (Net Total (Column 12 A i))	986,234.55
* Net Overpayments are added to the Net Taxes Apportioned Net Underpayments are deducted from the Net Taxes Apportioned	
Rate per \$100 to be applied to Column 11 for apportionment of Library Taxes05054857
Rate per \$100 to be applied to Column 11 for apportionment of Health Taxes00000000
Rate per \$100 to be applied to Column 11 for apportionment of Open Space Taxes04500000
County Percentage Level of Taxable Value of Real Property is 100%	

WARREN COUNTY BOARD OF TAXATION




 Jane Santini, President



 Darryl Malcolm

ATTEST: Melissa Pritchett, CTA
 Melissa Pritchett, CTA

I hereby certify this to be a true copy of the Abstract of Ratables and Exemptions for the County of WARREN,
 State of New Jersey for the year 2013 as filed with me by the WARREN County Board of Taxation



 Charles Houck
 County Treasurer

WARREN COUNTY TAX COLLECTORS

Allamuchy Township	Betty Drake	Mun. Bldg., 292 Alphano Road, PO Box A, Allamuchy, NJ 07820	908-852-5132 X115
Alpha Borough	Carrie Rochelle	Mun. Bldg., 1001 East Blvd, Alpha, NJ 08865	908-454-0088 X120
Belvidere Town	Susan Luthringer	Mun., Bldg., 691 Water Street, Belvidere, NJ 07823	908-475-5331 X5
Blairstown Township	Dawn Gallant	Mun. Bldg., 106 Route 94, Blairstown, NJ 07825	908-362-6663 X226
Franklin Township	Karin Kneafsey	Mun. Bldg., 2093 Rt 57, PO Box 547, Broadway, NJ 08808	908-689-3994 x19
Frelinghuysen Township	Donna Van Tassel	Mun. Bldg., PO Box 417, Main St., Johnsonburg, NJ 07846	908-852-4121
Greenwich Township	Gordon Kobler	Mun. Bldg., 321 Greenwich Street, Stewartville, NJ 08886	908-859-0909 X14
Hackettstown Town	Jean McKenna	Mun. Bldg., 215 Stiger Street, Hackettstown, NJ 07840	908-852-3130
Hardwick Township	Jean McKenna	Mun. Bldg., 40 Spring Valley Road, Hardwick, NJ 07825	908-362-6528 X1
Harmony Township	Rachel Edinger	Mun. Bldg., 3003 Belvidere Road, Phillipsburg, NJ 08865	908-213-1600 X16
Hope Township	Stephen Lance	Mun. Bldg., PO Box 284, 407 Hope-Great Meadows Rd, Hope, NJ 07844	908-459-5011
Independence Township	Patricia Noll	Mun. Bldg., 286B Rt 46, PO Box 164, Great Meadows, NJ 07838	908-637-4133 X1013
Knowlton Township	Evan Howell	Mun. Bldg., 628 Route 94, Columbia, NJ 07832	908-496-4076
Liberty Township	Patricia Noll	Mun. Bldg., 349 Mountain Lake Rd, Great Meadows, NJ 07838	908-637-4579 X15
Lopatcong Township	Rachel Edinger	Mun. Bldg., 232 So. Third St, Morris Park, Phillipsburg, NJ 08865	908-859-3355 X230
Mansfield Township	Steven Davis	Mun. Bldg., 100 Port Murray Road, Port Murray, NJ 07865	908-689-6151 X115
Oxford Township	Lisa Gerickont	Mun. Bldg., 11 Green Street, Oxford, NJ 07863	908-453-3098 X202
Phillipsburg Town	Rachel Edinger	Mun. Bldg., 675 Corliss Avenue, Phillipsburg, NJ 08865	908-454-5500 X307
Pohatcong Township	Carrie Rochelle	Mun. Bldg., 50 Municipal Drive, Phillipsburg, NJ 08865	908-454-6121 X322
Washington Borough		Mun. Bldg., 100 Belvidere Avenue, Washington, NJ 07882	908-689-3600 X117
Washington Township	Evan Howell	Mun. Bldg., 211 State Route 31 North, Washington, NJ 07882	908-689-1975
White Township	Rachel Edinger	Mun. Bldg., 55 CR 519, Belvidere, NJ, 07823	908-475-3586

WARREN COUNTY TAX ASSESSORS

Allamuchy Township	Richard Motyka	Mun. Bldg., 292 Alphano Road, PO Box A, Allamuchy, NJ 07820	908-852-6514
Alpha Borough	Kathleen Degan	Mun. Bldg., 1001 East Blvd, Alpha, NJ 08865	908-454-0088 X121
Belvidere Town	David Gill	Mun., Bldg., 691 Water Street, Belvidere, NJ 07823	908-475-5331 X6
Blairstown Township	Richard Motyka	Mun. Bldg., 106 Route 94, Blairstown, NJ 07825	908-362-6663 X228
Franklin Township	Eloise Hagaman	Mun. Bldg., 2093 Rt 57, PO Box 547, Broadway, NJ 08808	908-689-3994 x20
Frelinghuysen Township	David Gill	Mun. Bldg., PO Box 417, Main St., Johnsonburg, NJ 07846	908-852-4121
Greenwich Township	Eloise Hagaman	Mun. Bldg., 321 Greenwich Street, Stewartsville, NJ 08886	908-859-0909 X13
Hackettstown Town	Bernard Murdoch	Mun. Bldg., 215 Stiger Street, Hackettstown, NJ 07840	908-852-3130
Hardwick Township	David Gill	Mun. Bldg., 40 Spring Valley Road, Hardwick, NJ 07825	908-362-6528 X1
Harmony Township	Richard Motyka	Mun. Bldg., 3003 Belvidere Road, Phillipsburg, NJ 08865	908-213-1600 X13
Hope Township	Richard Motyka	Mun. Bldg., PO Box 284, 407 Hope-Great Meadows Rd, Hope, NJ 07844	908-459-5011
Independence Township	Donna Re	Mun. Bldg., 286B Rt 46, PO Box 164, Great Meadows, NJ 07838	908-637-4133 X1014
Knowlton Township	Richard Motyka	Mun. Bldg., 628 Route 94, Columbia, NJ 07832	908-496-4783
Liberty Township	Penny Holenstein	Mun. Bldg., 349 Mountain Lake Rd, Great Meadows, NJ 07838	908-637-4579 X13
Lopatcong Township	Kathleen Degan	Mun. Bldg., 232 So. Third St, Morris Park, Phillipsburg, NJ 08865	908-859-3355 X226
Mansfield Township	Bernard Murdoch	Mun. Bldg., 100 Port Murray Road, Port Murray, NJ 07865	908-689-6151 X117
Oxford Township	Richard Motyka	Mun. Bldg., 11 Green Street, Oxford, NJ 07863	908-453-3380
Phillipsburg Town	Craig Brotons	Mun. Bldg., 675 Corliss Avenue, Phillipsburg, NJ 08865	908-454-5500 X306
Pohatcong Township	Bernard Murdoch	Mun. Bldg., 50 Municipal Drive, Phillipsburg, NJ 08865	908-454-6121 X322
Washington Borough	Ryan Riccio	Mun. Bldg., 100 Belvidere Avenue, Washington, NJ 07882	908-689-3600 X129
Washington Township	Lydia Schmidt	Mun. Bldg., 211 State Route 31 North, Washington, NJ 07882	908-689-8862
White Township	Michelle Trivigno	Mun. Bldg., 55 CR 519, Belvidere, NJ, 07823	908-475-2093