

**2010
ABSTRACT OF RATABLES
WARREN COUNTY**

WARREN COUNTY BOARD OF TAXATION

**Melissa Pritchett,
County Tax Administrator**

**Jane Santini, President
Roger Hines, Vice-President
Walter Orcutt, Commissioner**

2010 ABSTRACT OF RATABLES FOR THE COUNTY OF WARREN

TAXING DISTRICTS	1		2	3	4	5	6
	TAXABLE VALUE		TAXABLE VALUE OF LAND AND IMPROVEMENTS (COL 1A+1B)	TOTAL TAXABLE VALUE OF PARTIAL EXEMPTIONS & ABATEMENTS (ASSESSED VAL.)	NET TAXABLE VALUE OF LAND & IMPROVEMENTS (COL 2-3)	TAXABLE VALUE COMMUNICATION EQUIPMENT	NET TAXABLE VALUE (COL 4+5)
	(A) LAND	(B) IMPROVEMENTS (INCLUDES PARTIAL EXEMPTIONS & ABATEMENTS)					
01:ALLAMUCHY TWP	191,481,010	360,707,000	552,188,010	0	552,188,010	1,255,931	553,443,941
02:ALPHA BORO	77,868,801	135,102,500	212,971,301	0	212,971,301	451,928	213,423,229
03:BELVIDERE TOWN	40,340,650	101,486,250	141,826,900	0	141,826,900	687,388	142,514,288
04:BLAIRSTOWN TWP	391,461,525	515,968,850	907,430,375	0	907,430,375	2,235,765	909,666,140
05:FRANKLIN TWP	128,225,805	293,140,400	421,366,205	0	421,366,205	1,010,638	422,376,843
06:FRELINGHUYSEN TWP	87,378,900	203,592,878	290,971,778	0	290,971,778	660,426	291,632,204
07:GREENWICH TWP	122,143,300	473,626,300	595,769,600	0	595,769,600	1,746,284	597,515,884
08:HACKETTSTOWN TOWN	399,237,600	698,551,700	1,097,789,300	115,200	1,097,674,100	4,981,775	1,102,655,875
09:HARDWICK TWP	45,268,800	111,433,500	156,702,300	0	156,702,300	363,587	157,065,887
10:HARMONY TWP	99,838,000	300,009,200	489,847,200	0	489,847,200	784,732	490,631,932
11:HOPE TWP	113,442,650	149,119,200	262,561,850	0	262,561,850	1,158,349	263,720,199
12:INDEPENDENCE TWP	257,656,119	438,185,700	695,841,819	0	695,841,819	1,497,259	697,339,078
13:KNOWLTON TWP	76,025,240	183,500,400	259,525,640	0	259,525,640	635,327	260,160,967
14:LIBERTY TWP	94,855,100	176,824,100	271,679,200	0	271,679,200	625,559	272,304,759
15:LOPATCONG TWP	360,011,386	677,167,050	1,037,178,436	0	1,037,178,436	1,845,675	1,039,024,111
16:MANSFIELD TWP	246,822,475	403,183,200	650,005,675	0	650,005,675	1,434,922	651,440,597
17:OXFORD TWP	79,512,400	126,939,100	206,451,500	0	206,451,500	938,392	207,389,892
19:PHILLIPSBURG TOWN	309,762,550	682,909,500	992,672,050	12,130,400	980,541,650	3,989,495	984,531,145
20:POHATCONG TWP	132,284,525	214,370,600	346,655,125	0	346,655,125	757,336	347,412,461
21:WASHINGTON BORO	106,563,800	266,157,160	372,720,960	601,300	372,119,660	2,133,964	374,253,624
22:WASHINGTON TWP	208,268,900	464,458,451	672,727,351	0	672,727,351	1,538,722	674,266,073
23:WHITE TWP	219,901,998	354,884,200	574,786,198	0	574,786,198	1,405,320	576,191,518
WARREN	3,788,351,534	7,421,317,239	11,209,668,773	12,846,900	11,196,821,873	32,138,774	11,228,960,647

2010 ABSTRACT OF RATABLES FOR THE COUNTY OF WARREN

TAXING DISTRICTS	7	8	9		10		NET VALUATION FOR COUNTY TAX APPORTIONMENT (COL 6-9A+9B -10A+10B)
	GENERAL TAX RATE PER \$100	COUNTY EQUALIZATION RATIO	TRUE VALUE		EQUALIZATION		
			(A) UEZ ABATEMENT EXPIRED	(B) CLASS II RAILROADS	(A) AMOUNTS DEDUCTED	(B) AMOUNTS ADDED	
01:ALLAMUCHY TWP	2.382	78.28%	0	0		155,422,651	708,866,592
02:ALPHA BORO	2.826	91.84%	0	0		20,224,662	233,647,891
03:BELVIDERE TOWN	4.776	51.43%	0	0		138,250,641	280,764,929
04:BLAIRSTOWN TWP	1.768	99.07%	0	0		10,434,699	920,100,839
05:FRANKLIN TWP	2.748	89.75%	0	0		50,966,973	473,343,816
06:FRELINGHUYSEN TWP	2.097	90.01%	0	0		34,020,498	325,652,702
07:GREENWICH TWP	2.584	74.50%	0	0		205,555,942	803,071,826
08:HACKETTSTOWN TOWN	2.458	96.75%	0	0		45,746,858	1,148,402,733
09:HARDWICK TWP	2.797	67.67%	0	0		75,381,836	232,447,723
10:HARMONY TWP	2.302	73.58%	0	0		179,547,685	670,179,617
11:HOPE TWP	2.214	91.20%	0	0		26,373,308	290,093,507
12:INDEPENDENCE TWP	1.987	98.57%	0	0		11,675,385	709,014,463
13:KNOWLTON TWP	3.247	65.80%	0	0		136,657,780	396,818,747
14:LIBERTY TWP	2.846	78.70%	0	0		74,118,840	346,423,599
15:LOPATCONG TWP	2.039	100.54%	0	0	1,860,214		1,037,163,897
16:MANSFIELD TWP	3.031	73.22%	0	0		240,117,837	891,558,434
17:OXFORD TWP	2.698	88.40%	0	0		28,692,429	236,082,321
19:PHILLIPSBURG TOWN	2.565	92.34%	0	0		104,157,924	1,088,689,069
20:POHATCONG TWP	3.497	77.95%	0	0		100,254,400	447,666,861
21:WASHINGTON BORO	4.488	64.45%	0	0		209,673,605	583,927,229
22:WASHINGTON TWP	3.081	74.46%	0	0		233,647,241	907,913,314
23:WHITE TWP	2.012	78.54%	0	0		161,083,017	737,274,535
WARREN		%	0	0	1,860,214	2,242,004,211	13,469,104,644

2010 ABSTRACT OF RATABLES FOR THE COUNTY OF WARREN

SECTION 12 - A

TAXING DISTRICT	(i)	(ii)				(iii)	(iv)	(v)
	TOTAL COUNTY TAXES APPORTIONED	ADJUSTMENTS RESULTING FROM:				NET COUNTY TAXES APPORTIONED	MUNICIPAL BUDGET STATE AID	NET COUNTY TAXES APPORTIONED LESS STATE AID (COL.12 AIII-12AIV-COUNTY BPP ADJUSTMENT)
		(A) EQUAL TABLE APPEALS		(B) APPEALS & CORRECTIONS				
		DEDUCT OVERPAY	ADD UNDERPAY	DEDUCT OVERPAY	ADD UNDERPAY			
01:ALLAMUCHY TWP	3,581,393.43	.00	.00	1,659.52	.00	3,579,733.91	.00	3,579,733.91
02:ALPHA BORO	1,180,454.87	.00	.00	2,743.89	.00	1,177,710.98	.00	1,177,710.98
03:BELVIDERE TOWN	1,418,503.40	.00	.00	.00	261.26	1,418,764.66	.00	1,418,764.66
04:BLAIRSTOWN TWP	4,648,608.26	.00	.00	19,561.33	.00	4,629,046.93	.00	4,629,046.93
05:FRANKLIN TWP	2,391,466.11	.00	.00	846.38	.00	2,390,619.73	.00	2,390,619.73
06:FRELINGHUYSEN TWP	1,645,289.06	.00	.00	9,540.81	.00	1,635,748.25	.00	1,635,748.25
07:GREENWICH TWP	4,057,344.77	.00	.00	.00	.00	4,057,344.77	.00	4,057,344.77
08:HACKETTSTOWN TOWN	5,802,053.65	.00	.00	433.07	.00	5,801,620.58	.00	5,801,620.58
09:HARDWICK TWP	1,174,391.28	.00	.00	6,474.17	.00	1,167,917.11	.00	1,167,917.11
10:HARMONY TWP	3,385,935.95	.00	.00	726.20	.00	3,385,209.75	.00	3,385,209.75
11:HOPE TWP	1,465,634.00	.00	.00	6,697.94	.00	1,458,936.06	.00	1,458,936.06
12:INDEPENDENCE TWP	3,582,140.51	.00	.00	5,656.36	.00	3,576,484.15	.00	3,576,484.15
13:KNOWLTON TWP	2,004,839.93	.00	.00	4,629.41	.00	2,000,210.52	.00	2,000,210.52
14:LIBERTY TWP	1,750,229.47	.00	.00	910.53	.00	1,749,318.94	.00	1,749,318.94
15:LOPATCONG TWP	5,240,043.76	.00	.00	66,386.28	.00	5,173,657.48	.00	5,173,657.48
16:MANSFIELD TWP	4,504,404.00	.07	.00	2,802.69	.00	4,501,601.24	.00	4,501,601.24
17:OXFORD TWP	1,192,754.30	.00	.00	4,585.21	.00	1,188,169.09	.00	1,188,169.09
19:PHILLIPSBURG TOWN	5,500,363.42	.00	.00	5,874.44	.00	5,494,488.98	.00	5,494,488.98
20:POHATCONG TWP	2,261,738.91	.00	.00	1,385.90	.00	2,260,353.01	.00	2,260,353.01
21:WASHINGTON BORO	2,950,164.62	.00	.00	31,352.90	.00	2,918,811.72	.00	2,918,811.72
22:WASHINGTON TWP	4,587,033.46	.00	.00	1,705.59	.00	4,585,327.87	.00	4,585,327.87
23:WHITE TWP	3,724,918.92	.00	.00	475,208.65	.00	3,249,710.27	.00	3,249,710.27
WARREN	68,049,706.08	.07	.00	649,181.27	261.26	67,400,786.00	.00	67,400,786.00

2010 ABSTRACT OF RATABLES FOR THE COUNTY OF WARREN

SECTION 12 - B			SECTION 12 - C					SECTION 12 - D	
(A) COUNTY LIBRARY TAXES APPORTIONED	(B) COUNTY HEALTH SERVICE TAXES APPORTIONED	(C) COUNTY OPEN SPACE TAXES APPORTIONED	LOCAL TAXES TO BE RAISED FOR:					TOTAL LEVY ON WHICH TAX RATE IS COMPUTED	
			(i) DISTRICT SCHOOL PURPOSES			(ii) LOCAL MUNICIPAL PURPOSES			
			(A) DISTRICT SCHOOL (adjusted for BPP)	(B) REG., CONSOL. & JOINT SCHOOL	(C) LOCAL SCHOOL	(A) MUNICIPAL BUDGET (adjusted for BPP)	(B) OPEN SPACE BUDGET		
341,884.94	.00	425,319.88	7,277,013.00	.00	.00	1,439,990.00	116,280.00	13,180,221.73	01
.00	.00	140,188.71	2,812,073.00	.00	.00	1,814,074.00	85,392.00	6,029,438.69	02
.00	.00	168,458.93	3,367,750.00	.00	.00	1,850,238.83	.00	6,805,212.42	03
443,762.79	.00	552,060.41	4,888,504.30	5,242,506.52	.00	.00	318,430.00	16,074,310.95	04
228,292.78	.00	284,006.24	4,020,304.00	3,686,606.93	.00	722,503.00	274,545.00	11,606,877.68	05
157,061.65	.00	195,391.59	1,956,315.00	1,707,701.52	.00	403,664.00	58,483.00	6,114,365.01	06
387,319.94	.00	481,843.02	7,795,053.00	.00	.00	2,476,931.44	239,006.35	15,437,498.52	07
.00	.00	689,041.52	14,830,339.00	.00	.00	5,778,738.60	.00	27,099,739.70	08
112,109.07	.00	139,468.61	1,353,595.70	1,234,787.36	.00	337,882.00	47,120.00	4,392,879.85	09
323,226.29	.00	402,107.70	6,027,917.00	.00	.00	905,872.00	245,316.00	11,289,648.74	10
139,911.52	.00	174,056.08	3,493,522.00	.00	.00	518,438.00	52,744.00	5,837,607.66	11
341,956.26	.00	425,408.61	.00	7,675,911.75	.00	1,833,165.00	.00	13,852,925.77	12
191,384.89	.00	238,091.21	2,767,980.00	2,330,927.60	.00	866,483.00	51,991.00	8,447,068.22	13
167,079.41	.00	207,854.12	.00	4,701,282.25	.00	869,162.37	54,461.00	7,749,158.09	14
500,222.07	.00	622,298.23	12,096,715.00	.00	.00	2,471,380.70	311,707.00	21,175,980.48	15
429,996.85	.00	534,934.97	5,114,832.00	5,779,107.30	.00	3,182,203.94	198,801.00	19,741,477.30	16
113,862.03	.00	141,649.37	3,592,589.00	.00	.00	558,000.00	.00	5,594,269.49	17
.00	.00	653,213.33	8,618,467.00	.00	.00	10,479,461.37	.00	25,245,630.68	19
215,908.83	.00	268,600.07	5,733,020.00	.00	.00	3,495,333.00	173,976.00	12,147,190.91	20
.00	.00	350,356.28	4,045,426.00	4,183,500.16	.00	5,294,709.57	.00	16,792,803.73	21
437,884.78	.00	544,747.90	5,198,441.00	6,667,947.61	.00	3,200,968.66	134,853.21	20,770,171.03	22
355,585.90	.00	442,364.15	6,906,779.00	.00	.00	521,330.44	115,238.30	11,591,008.06	23
4,887,450.00	.00	8,081,460.93	111,896,635.00	43,210,279.00	.00	49,020,529.92	2,478,343.86	286,975,484.71	99

2010 ABSTRACT OF RATABLES FOR THE COUNTY OF WARREN

TAXING DISTRICTS	SECTION 13						
	REAL PROPERTY EXEMPT FROM TAXATION						
	(A) PUBLIC SCHOOL	(B) OTHER SCHOOL	(C) PUBLIC PROPERTY	(D) CHURCH AND CHARITABLE	(E) CEMETERIES AND GRAVEYARDS	(F) OTHER EXEMPTS	(G) TOTAL AMOUNT OF EXEMPTS (13A+B+C+D+E+F)
01:ALLAMUCHY TWP	6,511,900	0	2,362,100	1,342,600	20,300	43,119,635	53,356,535
02:ALPHA BORO	1,260,200	0	10,131,126	4,094,400	1,060,400	1,429,400	17,975,526
03:BELVIDERE TOWN	13,751,700	167,400	16,466,700	5,177,200	401,900	2,155,200	38,120,100
04:BLAIRSTOWN TWP	26,360,709	35,183,400	35,651,645	13,898,523	936,300	10,901,465	122,932,042
05:FRANKLIN TWP	4,205,400	13,624,800	9,005,120	4,616,400	282,900	6,079,300	37,813,920
06:FRELINGHUYSEN TWP	0	0	11,447,720	5,633,620	325,600	9,992,100	27,399,040
07:GREENWICH TWP	1,146,100	0	5,795,260	3,582,500	944,900	1,219,990	12,688,750
08:HACKETTSTOWN TOWN	25,014,700	42,549,800	12,208,200	16,192,600	195,000	56,842,100	153,002,400
09:HARDWICK TWP	0	0	55,895,400	49,800	0	12,337,500	68,282,700
10:HARMONY TWP	5,202,900	0	16,595,200	3,341,800	198,500	3,901,100	29,239,500
11:HOPE TWP	3,096,900	0	17,599,933	5,664,730	507,300	2,514,889	29,383,752
12:INDEPENDENCE TWP	10,269,700	146,100	9,447,100	7,633,500	986,400	7,859,600	36,342,400
13:KNOWLTON TWP	2,595,700	0	17,101,000	3,428,300	274,500	2,116,400	25,515,900
14:LIBERTY TWP	4,061,200	0	13,660,600	224,000	164,100	1,301,600	19,411,500
15:LOPATCONG TWP	28,485,950	0	21,583,808	6,498,344	0	8,577,200	65,145,302
16:MANSFIELD TWP	5,402,800	0	50,581,280	4,821,800	641,500	3,514,000	64,961,380
17:OXFORD TWP	8,479,522	0	886,900	4,532,597	158,500	30,795,981	44,853,500
19:PHILLIPSBURG TOWN	53,127,600	0	49,242,100	85,848,900	1,794,500	44,562,500	234,575,600
20:POHATCONG TWP	12,427,000	1,570,000	9,189,400	3,014,700	80,000	2,552,400	28,833,500
21:WASHINGTON BORO	11,390,225	0	6,774,700	10,165,100	331,300	4,271,300	32,932,625
22:WASHINGTON TWP	28,391,348	0	12,508,100	12,670,300	122,700	3,506,000	57,198,448
23:WHITE TWP	2,897,600	3,435,400	27,187,793	1,628,500	277,800	20,536,200	55,963,293
WARREN	254,079,154	96,676,900	411,321,185	204,060,214	9,704,400	280,085,860	1,255,927,713

2010 ABSTRACT OF RATABLES FOR THE COUNTY OF WARREN

ADDENDUM TO ABSTRACT OF RATABLES - ASSESSED VALUE OF PARTIAL EXEMPTIONS & ABATEMENTS (COLUMN 3)

TAXING DISTRICTS	(1) POLLUTION CONTROL	(2) FIRE SUPPRESSION	(3) FALLOUT SHELTER	(4) WATER- SEWER FACILITY	(5) UEZ ABATEMENT	(6) HOME IMPROVEMENT	(7) MULTI- FAMILY DWELLING	(8) CLASS 4 ABATEMENT
01:ALLAMUCHY TWP	0	0	0	0	0	0	0	0
02:ALPHA BORO	0	0	0	0	0	0	0	0
03:BELVIDERE TOWN	0	0	0	0	0	0	0	0
04:BLAIRSTOWN TWP	0	0	0	0	0	0	0	0
05:FRANKLIN TWP	0	0	0	0	0	0	0	0
06:FRELINGHUYSEN TWP	0	0	0	0	0	0	0	0
07:GREENWICH TWP	0	0	0	0	0	0	0	0
08:HACKETTSTOWN TOWN	0	15,200	0	0	0	0	0	0
09:HARDWICK TWP	0	0	0	0	0	0	0	0
10:HARMONY TWP	0	0	0	0	0	0	0	0
11:HOPE TWP	0	0	0	0	0	0	0	0
12:INDEPENDENCE TWP	0	0	0	0	0	0	0	0
13:KNOWLTON TWP	0	0	0	0	0	0	0	0
14:LIBERTY TWP	0	0	0	0	0	0	0	0
15:LOPATCONG TWP	0	0	0	0	0	0	0	0
16:MANSFIELD TWP	0	0	0	0	0	0	0	0
17:OXFORD TWP	0	0	0	0	0	0	0	0
19:PHILLIPSBURG TOWN	10,605,000	0	0	0	1,525,400	0	0	0
20:POHATCONG TWP	0	0	0	0	0	0	0	0
21:WASHINGTON BORO	0	0	0	0	0	0	0	0
22:WASHINGTON TWP	0	0	0	0	0	0	0	0
23:WHITE TWP	0	0	0	0	0	0	0	0
WARREN	10,605,000	15,200	0	0	1,525,400	0	0	0

2010 ABSTRACT OF RATABLES FOR THE COUNTY OF WARREN

ADDENDUM TO ABSTRACT OF RATABLES — ASSESSED VALUE OF PARTIAL EXEMPTIONS & ABATEMENTS (CONTINUED)

	(9)	(10)	(11)	(12)	(13)	(14)	(15)	(16)
TAXING DISTRICTS	DWELLING ABATEMENT	DWELLING EXEMPTION	NEW DWELLING CONVERSION ABATEMENT	NEW DWELLING CONVERSION EXEMPTION	MULTI-DWELLING EXEMPTION	MULTI-DWELLING ABATEMENT	COMMERCIAL/ INDUSTRIAL EXEMPTION	TOTAL VALUE
01:ALLAMUCHY TWP	0	0	0	0	0	0	0	0
02:ALPHA BORO	0	0	0	0	0	0	0	0
03:BELVIDERE TOWN	0	0	0	0	0	0	0	0
04:BLAIRSTOWN TWP	0	0	0	0	0	0	0	0
05:FRANKLIN TWP	0	0	0	0	0	0	0	0
06:FRELINGHUYSEN TWP	0	0	0	0	0	0	0	0
07:GREENWICH TWP	0	0	0	0	0	0	0	0
08:HACKETTSTOWN TOWN	0	0	0	0	0	0	100,000	115,200
09:HARDWICK TWP	0	0	0	0	0	0	0	0
10:HARMONY TWP	0	0	0	0	0	0	0	0
11:HOPE TWP	0	0	0	0	0	0	0	0
12:INDEPENDENCE TWP	0	0	0	0	0	0	0	0
13:KNOWLTON TWP	0	0	0	0	0	0	0	0
14:LIBERTY TWP	0	0	0	0	0	0	0	0
15:LOPATCONG TWP	0	0	0	0	0	0	0	0
16:MANSFIELD TWP	0	0	0	0	0	0	0	0
17:OXFORD TWP	0	0	0	0	0	0	0	0
19:PHILLIPSBURG TOWN	0	0	0	0	0	0	0	12,130,400
20:POHATCONG TWP	0	0	0	0	0	0	0	0
21:WASHINGTON BORO	0	0	0	0	0	0	601,300	601,300
22:WASHINGTON TWP	0	0	0	0	0	0	0	0
23:WHITE TWP	0	0	0	0	0	0	0	0
WARREN	0	0	0	0	0	0	701,300	12,846,900

2010 ABSTRACT OF RATAILES FOR THE COUNTY OF WARREN

TAXING DISTRICTS	SECTION 14				SECTION 15	
	AMOUNT OF MISCELLANEOUS REVENUES TO SUPPORT LOCAL BUDGET				DEDUCTIONS ALLOWED	
	(A) SURPLUS REVENUE	(B) MISCELLANEOUS REVENUES ANTICIPATED	(C) RECEIPTS FROM DELINQUENT TAX	(D) TOTAL OF MISCELLANEOUS REVENUES (COL. 14A+B+C)	(A) SENIOR CITIZEN, DISABLED AND SURVIVING SPOUSE	(B) VETERANS AND WIDOWS
01:ALLAMUCHY TWP	273,000.00	1,093,754.75	269,000.00	1,635,754.75	11,250.00	45,000.00
02:ALPHA BORO	322,486.00	340,945.56	170,000.00	833,431.56	15,250.00	33,500.00
03:BELVIDERE TOWN	221,000.00	1,096,167.41	185,000.00	1,502,167.41	4,000.00	27,500.00
04:BLAIRSTOWN TWP	1,165,013.00	3,176,843.00	240,000.00	4,581,856.00	8,750.00	54,750.00
05:FRANKLIN TWP	990,000.00	411,002.00	180,000.00	1,581,002.00	6,250.00	22,500.00
06:FRELINGHUYSEN TWP	468,828.00	439,447.00	130,000.00	1,038,275.00	3,500.00	17,750.00
07:GREENWICH TWP	578,000.00	897,064.12	278,000.00	1,753,064.12	6,250.00	29,500.00
08:HACKETTSTOWN TOWN	1,458,850.00	2,285,642.57	430,000.00	4,174,492.57	15,750.00	73,500.00
09:HARDWICK TWP	165,000.00	308,827.00	116,000.00	589,827.00	3,000.00	15,750.00
10:HARMONY TWP	774,875.00	662,960.00	170,000.00	1,607,835.00	7,500.00	33,500.00
11:HOPE TWP	399,050.00	573,525.00	78,000.00	1,050,575.00	3,500.00	19,750.00
12:INDEPENDENCE TWP	1,050,000.00	609,577.63	300,000.00	1,959,577.63	7,500.00	39,750.00
13:KNOWLTON TWP	576,605.00	736,881.00	300,000.00	1,613,486.00	4,500.00	24,750.00
14:LIBERTY TWP	550,000.00	330,704.71	205,000.00	1,085,704.71	8,000.00	22,250.00
15:LOPATCONG TWP	1,500,000.00	2,161,892.37	322,425.00	3,984,317.37	25,250.00	84,250.00
16:MANSFIELD TWP	185,000.00	1,649,100.60	512,987.00	2,347,087.60	12,750.00	48,250.00
17:OXFORD TWP	467,000.00	1,152,754.97	175,577.91	1,795,332.88	7,500.00	20,000.00
19:PHILLIPSBURG TOWN	850,000.00	5,222,544.61	961,000.00	7,033,544.61	65,500.00	135,250.00
20:POHATCONG TWP	374,000.00	1,518,633.36	219,500.00	2,112,133.36	18,000.00	53,500.00
21:WASHINGTON BORO	130,000.00	1,396,684.04	581,000.00	2,107,684.04	12,750.00	40,250.00
22:WASHINGTON TWP	950,000.00	4,046,037.28	400,000.00	5,396,037.28	11,500.00	62,000.00
23:WHITE TWP	1,000,000.00	1,784,789.46	150,250.00	2,935,039.46	11,500.00	85,250.00
WARREN	14,448,707.00	31,895,778.44	6,373,739.91	52,718,225.35	269,750.00	988,500.00

2010 ABSTRACT OF RATABLES FOR THE COUNTY OF WARREN

TAXING DISTRICTS	ADDENDUM - EQUALIZED VALUE BASED ON IN LIEU OF TAXES (COL.10B)				
	(1) C.12 PL 1977 IN LIEU OF TAX	(2) NJ HOUSING FINANCE AGENCY	(3) URBAN RENEWAL	(4) OTHER	(5) TOTAL
01:ALLAMUCHY TWP	0	0	0	0	0
02:ALPHA BORO	0	0	0	0	0
03:BELVIDERE TOWN	0	0	0	0	0
04:BLAIRSTOWN TWP	0	0	0	0	0
05:FRANKLIN TWP	0	0	0	0	0
06:FRELINGHUYSEN TWP	0	0	0	0	0
07:GREENWICH TWP	0	0	0	0	0
08:HACKETTSTOWN TOWN	0	0	0	0	0
09:HARDWICK TWP	0	0	0	0	0
10:HARMONY TWP	0	0	0	0	0
11:HOPE TWP	0	0	0	0	0
12:INDEPENDENCE TWP	0	0	0	0	0
13:KNOWLTON TWP	0	0	0	0	0
14:LIBERTY TWP	0	0	0	0	0
15:LOPATCONG TWP	0	0	0	0	0
16:MANSFIELD TWP	0	0	0	0	0
17:OXFORD TWP	0	0	0	0	0
19:PHILLIPSBURG TOWN	0	0	0	0	0
20:POHATCONG TWP	0	0	0	0	0
21:WASHINGTON BORO	0	0	0	0	0
22:WASHINGTON TWP	0	0	0	0	0
23:WHITE TWP	0	0	0	0	0
WARREN	0	0	0	0	0

2010 ABSTRACT OF RATABLES FOR THE COUNTY OF WARREN

BREAKDOWN OF GENERAL TAX RATE

TAXING DISTRICTS	BREAKDOWN OF GENERAL TAX RATE										
	COUNTY TAX	LIBRARY TAX	HEALTH SERVICE TAX	COUNTY OPEN SPACE TAX	DISTRICT SCHOOL TAX	REGIONAL SCHOOL TAX	LOCAL SCHOOL TAX	MUNICIPAL PURPOSE TAX	MUNICIPAL OPEN SPACE TAX	GENERAL TAX RATE	EFFECTIVE TAX RATE
01:ALLAMUCHY TWP	.647	.062	.000	.077	1.315	.000	.000	.260	.021	2.382	1.860
02:ALPHA BORO	.552	.000	.000	.066	1.318	.000	.000	.850	.040	2.826	2.580
03:BELVIDERE TOWN	.996	.000	.000	.119	2.363	.000	.000	1.298	.000	4.776	2.420
04:BLAIRSTOWN TWP	.509	.049	.000	.061	.538	.576	.000	.000	.035	1.768	1.750
05:FRANKLIN TWP	.566	.055	.000	.068	.951	.872	.000	.171	.065	2.748	2.450
06:FRELINGHUYSEN TWP	.561	.054	.000	.067	.671	.586	.000	.138	.020	2.097	1.880
07:GREENWICH TWP	.680	.065	.000	.081	1.304	.000	.000	.414	.040	2.584	1.920
08:HACKETTSTOWN TOWN	.527	.000	.000	.063	1.344	.000	.000	.524	.000	2.458	2.360
09:HARDWICK TWP	.744	.072	.000	.089	.861	.786	.000	.215	.030	2.797	1.890
10:HARMONY TWP	.690	.066	.000	.082	1.229	.000	.000	.185	.050	2.302	1.680
11:HOPE TWP	.554	.054	.000	.067	1.324	.000	.000	.196	.019	2.214	2.010
12:INDEPENDENCE TWP	.513	.050	.000	.062	.000	1.100	.000	.262	.000	1.987	1.950
13:KNOWLTON TWP	.769	.074	.000	.092	1.064	.896	.000	.333	.019	3.247	2.130
14:LIBERTY TWP	.643	.062	.000	.076	.000	1.726	.000	.319	.020	2.846	2.240
15:LOPATCONG TWP	.498	.049	.000	.060	1.165	.000	.000	.238	.029	2.039	2.040
16:MANSFIELD TWP	.692	.067	.000	.082	.785	.887	.000	.488	.030	3.031	2.210
17:OXFORD TWP	.573	.055	.000	.069	1.732	.000	.000	.269	.000	2.698	2.370
19:PHILLIPSBURG TOWN	.559	.000	.000	.067	.875	.000	.000	1.064	.000	2.565	2.320
20:POHATCONG TWP	.651	.063	.000	.077	1.650	.000	.000	1.006	.050	3.497	2.710
21:WASHINGTON BORO	.780	.000	.000	.094	1.081	1.118	.000	1.415	.000	4.488	2.880
22:WASHINGTON TWP	.681	.065	.000	.081	.771	.989	.000	.474	.020	3.081	2.290
23:WHITE TWP	.564	.062	.000	.077	1.199	.000	.000	.090	.020	2.012	1.570

2010 ABSTRACT OF RATABLES FOR THE COUNTY OF WARREN

TAXING DISTRICT	ADDENDUM: STATE AID ADJUSTMENT FOR BPP			ADDENDUM: REAP DISTRIBUTION SUMMARY		
	COUNTY	SCHOOL	MUNICIPAL	ELIGIBLE PROPERTY ASSESSMENTS	R.E.A.P. AID	TAX RATE CREDIT
01:ALLAMUCHY TWP						
02:ALPHA BORO						
03:BELVIDERE TOWN						
04:BLAIRSTOWN TWP						
05:FRANKLIN TWP						
06:FRELINGHUYSEN TWP						
07:GREENWICH TWP						
08:HACKETTSTOWN TOWN						
09:HARDWICK TWP						
10:HARMONY TWP						
11:HOPE TWP						
12:INDEPENDENCE TWP						
13:KNOWLTON TWP						
14:LIBERTY TWP						
15:LOPATCONG TWP						
16:MANSFIELD TWP						
17:OXFORD TWP						
19:PHILLIPSBURG TOWN						
20:POHATCONG TWP						
21:WASHINGTON BORO						
22:WASHINGTON TWP						
23:WHITE TWP						
WARREN						

Special Taxing District

Washington Township

	<u>Assessed Value</u>	<u>Tax Levy</u>	<u>Tax Rate</u>
<u>Fire District #1</u>	672,151,749	432,000	.0642

Warren County Tax Assessors

Allamuchy Township	Richard Motyka	Mun. Bldg., 292 Alphano Rd., PO Box A, Allamuchy, NJ 07820	908-852-6514
Alpha Borough	Kathleen Degan	Mun. Bldg., 1001 East Blvd., Alpha, NJ 08865	908-454-0088 X 121
Belvidere Town	David Gill	Mun. Bldg., 691 Water Street, Belvidere, NJ 07823	908-475-5331 X 6
Blairstown Township	Richard Motyka	Mun. Bldg., 106 Route 94, Blairstown, NJ 07825	908-362-6663 X 228
Franklin Township	Eloise Hagaman	Mun. Bldg., 2093 Rt 57, PO Box 547, Broadway, NJ 08808	908-689-3994 X 20
Frelinghuysen Township	David Gill	Mun. Bldg., PO Box 417, Main Street, Johnsonburg, NJ 07846	908-852-4121
Greenwich Township	Eloise Hagaman	Mun. Bldg., 321 Greenwich St., Stewartville, NJ 08886	908-859-0909
Hackettstown Town	Bernard Murdoch	Mun. Bldg., 215 Stiger Street, Hackettstown, NJ 07840	908-852-3130
Hardwick Township	David Gill	Mun. Bldg., 40 Spring Valley Road, Hardwick, NJ 07825	908-362-6528 X 2
Harmony Township	Richard Motyka	Mun. Bldg., 3003 Belvidere Rd., Phillipsburg, NJ 08865	908-213-1600 X 13
Hope Township	Richard Motyka	Mun. Bldg., PO Box 284, Route 611, Hope, NJ 07844	908-459-5011
Independence Township	Kathleen Degan	Mun. Bldg., 286B Route 46, PO Box 164, Great Meadows, NJ 07838	908-637-4133 X 1014
Knowlton Township	Richard Motyka	Mun. Bldg., 628 Route 94, Columbia, NJ 07832	908-496-4783
Liberty Township	Lydia Schmidt	Mun. Bldg., 349 Mountain Lake Rd., Great Meadows, NJ 07838	908-637-4579 X 13
Lopatcong Township	Kathleen Degan	Mun. Bldg., 232 S. Third St., Phillipsburg, NJ 08865	908-859-3355 X 226
Mansfield Township	Bernard Murdoch	Mun. Bldg., 100 Port Murray Rd., Port Murray, NJ 07865	908-689-6151 X 117
Oxford Township	Richard Motyka	Mun. Bldg., 11 Green Street, Oxford, NJ 07863	908-453-3380
Phillipsburg Town	Lydia Schmidt	Mun. Bldg., 675 Corliss Avenue, Phillipsburg, NJ 08865	908-454-5500 X 306
Pohatcong Township	Edward Kerwin	Mun. Bldg., 50 Municipal Drive, Phillipsburg, NJ 08865	908-454-6121 X 316
Washington Borough	Athan Efstathiou	Mun. Bldg., 100 Belvidere Avenue, Washington, NJ 07882	908-689-3600 X 129
Washington Township	Lydia Schmidt	Mun. Bldg., 211 State Route 31 North, Washington, NJ 07882	908-689-8862
White Township	Michelle Trivigno	Mun. Bldg., 555 CR 519, Belvidere, NJ 07823	908-475-2093


Warren County Tax Collectors

Allamuchy Township	Betty Drake	Mun. Bldg., 292 Alphano Rd., PO Box A, Allamuchy, NJ 07820	908-852-5132 X 115
Alpha Borough	Carrie Emery	Mun. Bldg., 1001 East Blvd., Alpha, NJ 08865	908-454-0088 X 120
Belvidere Town	Susan Luthringer	Mun. Bldg., 691 Water Street, Belvidere, NJ 07823	908-475-5331 X 5
Blairstown Township	Dawn Gallant	Mun. Bldg., 106 Route 94, Blairstown, NJ 07825	908-362-6663 X 226
Franklin Township	Karin Kneafsey	Mun. Bldg., 2093 Rt 57, PO Box 547, Broadway, NJ 08808	908-689-3994 X 19
Frelinghuysen Township	Donna Clouse	Mun. Bldg., PO Box 417, Main St., Johnsonburg, NJ 07846	908-852-4121
Greenwich Township	Gordon Kobler	Mun. Bldg., 321 Greenwich St., Stewartville, NJ 08886	908-859-0249
Hackettstown Town	Regina McKenna	Mun. Bldg., 215 Stiger Street, Hackettstown, NJ 07840	908-852-3130
Hardwick Township	Donna Clouse	Mun. Bldg., 40 Spring Valley Road, Hardwick, NJ 07825	908-362-6528 X 1
Harmony Township	Joseph Hriczak	Mun. Bldg., 3003 Belvidere Rd., Phillipsburg, NJ 08865	908-213-1600 X 16
Hope Township	Stephen Lance	Mun. Bldg., PO Box 284, Route 611, Hope, NJ 07844	908-459-5011
Independence Township	Patricia Noll	Mun. Bldg., 286B Route 46, PO Box 164, Great Meadows, NJ 07838	908-637-4133 X 1013
Knowlton Township	Evan Howell	Mun. Bldg., 628 Route 94, Columbia, NJ 07832	908-496-4076
Liberty Township	Patricia Noll	Mun. Bldg., 349 Mountain Lake Rd., Great Meadows, NJ 07838	908-637-4579 X 15
Lopatcong Township	Rachel Edinger	Mun. Bldg., 232 S. Third St., Phillipsburg, NJ 08865	908-859-3355 X 230
Mansfield Township	Rebecca Harm	Mun. Bldg., 100 Port Murray Rd., Port Murray, NJ 07865	908-689-6151 X 115
Oxford Township	Karen Lance	Mun. Bldg., 11 Green Street, Oxford, NJ 07863	908-453-3529
Phillipsburg Town	Joseph Hriczak	Mun. Bldg., 675 Corliss Avenue, Phillipsburg, NJ 08865	908-454-5500 X 305
Pohatcong Township	Carrie Emery	Mun. Bldg., 50 Municipal Drive, Phillipsburg, NJ 08865	908-454-6121 X 322
Washington Borough	Kay F. Stasyshan	Mun. Bldg., 100 Belvidere Avenue, Washington, NJ 07882	908-689-3600 X 117
Washington Township	Evan Howell	Mun. Bldg., 211 State Route 31 North, Washington, NJ 07882	908-689-1975
White Township	Rachel Edinger	Mun. Bldg., 555 CR 519, Belvidere, NJ 07823	908-475-3586


2010 ABSTRACT OF RATABLES FOR THE COUNTY OF WARREN

Total Amount of Miscellaneous Revenues (included Surplus Revenues Appropriated) for the Support of the County Budget	46,374,953.38
Rate per \$100 to be applied to Column 1 1 for apportionment of County Taxes50522813
Net County Taxes Apportioned (Column 12 A iii)	67,400,786.00
* Adjustments (Net Total (Column 12 A i))	648,920.01
* Net Overpayments are added to the Net Taxes Apportioned Net Underpayments are deducted from the Net Taxes Apportioned	
Rate per \$100 to be applied to Column 1 1 for apportionment of Library Taxes04822980
Rate per \$100 to be applied to Column 1 1 for apportionment of Health Taxes00000000
Rate per \$100 to be applied to Column 1 1 for apportionment of Open Space Taxes05999999
County Percentage Level of Taxable Value of Real Property is 100%	


WARREN COUNTY BOARD OF TAXATION



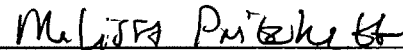
 Jane Santini, President



 Roger Hines, Vice President




 Walter Orcutt

ATTEST: 

 Melissa Pritchett, CTA

I hereby certify this to be a true copy of the Abstract of Ratables and Exemptions for the County of WARREN, State of New Jersey for the year 2010 as filed with me by the WARREN County Board of Taxation



 Charles Houck
 Warren County Treasurer