

**2011  
ABSTRACT OF RATABLES  
WARREN COUNTY**

**WARREN COUNTY BOARD OF TAXATION**

**Melissa Pritchett  
County Tax Administrator**

**Jane Santini, President  
Roger Hines, Vice-President  
Darryl Malcolm, Commissioner**

**2011 ABSTRACT OF RATABLES FOR THE COUNTY OF WARREN**

TAXING DISTRICTS	1		2	3	4	5	6
	TAXABLE VALUE						
	(A)	(B)					
LAND	IMPROVEMENTS (INCLUDES PARTIAL EXEMPTIONS & ABATEMENTS)	TAXABLE VALUE OF LAND AND IMPROVEMENTS (COL 1A+1B)	TOTAL TAXABLE VALUE OF PARTIAL EXEMPTIONS & ABATEMENTS (ASSESSED VAL.)	NET TAXABLE VALUE OF LAND & IMPROVEMENTS (COL 2-3)	TAXABLE VALUE COMMUNICATION EQUIPMENT	NET TAXABLE VALUE (COL 4+5)	
01: ALLAMUCHY TWP	194,166,955	371,038,700	565,205,655	0	565,205,655 ✓	1,158,652	566,364,307
02: ALPHA BORO	77,783,327	134,689,500	212,472,827	0	212,472,827 ✓	366,817	212,839,644
03: BELVIDERE TOWN	40,353,950	96,859,750	137,213,700	0	137,213,700 ✓	551,221	137,764,921
04: BLAIRSTOWN TWP	254,304,800	472,243,600	726,548,400	0	726,548,400 ✓	2,245,157	728,793,557
05: FRANKLIN TWP	128,539,605	291,649,300	420,188,905	0	420,188,905 ✓	942,686	421,131,591
06: FRELINGHUYSEN TWP	87,270,100	204,658,378	291,928,478	0	291,928,478 ✓	650,029	292,578,507
07: GREENWICH TWP	123,509,200	475,366,900	598,876,100	0	598,876,100 ✓	1,605,686	600,481,786
08: HACKETTSTOWN TOWN	392,899,000	687,155,850	1,080,054,850	15,200	1,080,039,650 ✓	4,808,983	1,084,848,633
09: HARDWICK TWP	45,172,800	112,185,350	157,358,150	0	157,358,150 ✓	403,591	157,761,741
10: HARMONY TWP	89,700,600	390,541,800	480,242,400	0	480,242,400 ✓	651,471	480,893,871
11: HOPE TWP	112,896,850	149,519,100	262,415,950	0	262,415,950 ✓	1,083,229	263,499,179
12: INDEPENDENCE TWP	257,619,145	438,392,800	696,011,945	0	696,011,945 ✓	1,388,202	697,400,147
13: KNOWLTON TWP	75,784,240	183,291,700	259,075,940	0	259,075,940 ✓	678,434	259,754,374
14: LIBERTY TWP	94,901,800	177,269,100	272,170,900	0	272,170,900 ✓	719,815	272,890,715
15: LOPATCONG TWP	359,737,992	690,105,550	1,049,843,542	0	1,049,843,542 ✓	1,538,797	1,051,382,339
16: MANSFIELD TWP	245,888,250	403,401,400	649,289,650	0	649,289,650 ✓	1,262,054	650,551,704
17: OXFORD TWP	78,845,300	127,172,100	206,017,400	0	206,017,400 ✓	877,196	206,894,596
19: PHILLIPSBURG TOWN	309,481,470	682,138,704	991,620,174	11,923,500	979,696,674 ✓	3,570,446	983,267,120
20: POHATCONG TWP	134,289,325	212,663,000	346,952,325	0	346,952,325 ✓	640,764	347,593,089
21: WASHINGTON BORO	105,001,900	265,702,960	370,704,860	601,300	370,103,560 ✓	2,045,901	372,149,461
22: WASHINGTON TWP	207,272,500	469,407,451	676,679,951	0	676,679,951 ✓	1,351,053	678,031,004
23: WHITE TWP	220,198,898	357,035,000	577,233,898	0	577,233,898 ✓	1,719,105	578,953,003
WARREN	3,635,618,007	7,392,487,993	11,028,106,000	12,540,000	11,015,566,000 ✓	30,259,289	11,045,825,289

TAXING DISTRICTS	7	8	9		10		11
	GENERAL TAX RATE PER \$100	COUNTY EQUALI- ZATION RATIO	TRUE VALUE		EQUALIZATION		NET VALUATION FOR COUNTY TAX APPORTIONMENT (COL 6-9A+9B -10A+10B)
			(A) UEZ ABATEMENT EXPIRED	(B) CLASS II RAILROADS	(A) AMOUNTS DEDUCTED	(B) AMOUNTS ADDED	
01:ALLAMUCHY TWP	2.341	84.75%	0	0		103,827,249	670,191,556
02:ALPHA BORO	2.864	95.42%	0	0		11,450,376	224,290,020
03:BELVIDERE TOWN	4.882	52.90%	0	0		126,162,620	263,927,541
04:BLAIRSTOWN TWP	2.163	83.89%	0	0		141,341,845	870,135,402
05:FRANKLIN TWP	2.761	95.27%	0	0		23,597,580	444,729,171
06:FRELINGHUYSEN TWP	2.103	94.80%	0	0		17,721,623	310,300,130
07:GREENWICH TWP	2.637	78.73%	0	0		163,335,513	763,817,299
08:HACKETTSTOWN TOWN	2.485	99.43%	0	0		15,093,060	1,099,941,693
09:HARDWICK TWP	2.745	69.82%	0	0		68,503,997	226,265,738
10:HARMONY TWP	2.357	75.29%	0	0		161,160,405	642,054,276
11:HOPE TWP	2.208	96.76%	0	0		9,786,191	273,285,370
12:INDEPENDENCE TWP	2.022	102.75%	0	0	17,144,767		680,255,380
13:KNOWLTON TWP	3.199	70.56%	0	0		109,758,891	369,513,265
14:LIBERTY TWP	2.897	82.72%	0	0		57,414,302	330,305,017
15:LOPATCONG TWP	2.049	104.93%	0	0	45,733,789		1,005,648,550
16:MANSFIELD TWP	3.074	77.85%	0	0		186,913,631	837,465,335
17:OXFORD TWP	2.693	94.42%	0	0		13,712,367	220,606,963
19:PHILLIPSBURG TOWN	2.627	94.30%	0	0		79,693,309	1,062,960,429
20:POHATCONG TWP	3.547	84.01%	0	0		68,065,186	415,658,275
21:WASHINGTON BORO	4.670	64.84%	0	0		204,892,734	577,042,195
22:WASHINGTON TWP	3.145	78.14%	0	0		192,051,338	870,082,342
23:WHITE TWP	1.949	87.81%	0	0		84,298,168	663,251,171
WARREN		%	0	0	62,878,556	1,838,780,385	12,821,727,118

2011 ABSTRACT OF RATABLES FOR THE COUNTY OF WARREN

SECTION 12 - A

TAXING DISTRICT	(i)	(ii)				(iii)	(iv)	(v)
	TOTAL COUNTY TAXES APPORTIONED	ADJUSTMENTS RESULTING FROM:				NET COUNTY TAXES APPORTIONED	MUNICIPAL BUDGET STATE AID	NET COUNTY TAXES APPORTIONED LESS STATE AID (COL. 12 AIII-12AIV-COUNTY BPP ADJUSTMENT)
		(A) EQUAL TABLE APPEALS		(B) APPEALS & CORRECTIONS				
		DEDUCT OVERPAY	ADD UNDERPAY	DEDUCT OVERPAY	ADD UNDERPAY			
01:ALLAMUCHY TWP	3,536,514.86	.00	.00	12,523.34	.00	3,523,991.52	.00	3,523,991.52
02:ALPHA BORO	1,183,549.66	.00	.00	2,686.45	.00	1,180,863.21	.00	1,180,863.21
03:BELVIDERE TOWN	1,392,711.77	.00	.00	105,933.97	.00	1,286,777.80	.00	1,286,777.80
04:BLAIRSTOWN TWP	4,591,592.88	.00	.00	20,377.18	.00	4,571,215.70	.00	4,571,215.70
05:FRANKLIN TWP	2,346,778.78	.00	.00	1,581.26	.00	2,345,197.52	.00	2,345,197.52
06:FRELINGHUYSEN TWP	1,637,413.97	.00	.00	5,879.52	.00	1,631,534.45	.00	1,631,534.45
07:GREENWICH TWP	4,030,565.89	.00	.00	.00	.00	4,030,565.89	.00	4,030,565.89
08:HACKETTSTOWN TOWN	5,804,251.19	.00	.00	37,816.38	.00	5,766,434.81	.00	5,766,434.81
09:HARDWICK TWP	1,193,975.27	.00	.00	1,796.43	.00	1,192,178.84	.00	1,192,178.84
10:HARMONY TWP	3,388,038.04	.00	.00	930.18	.00	3,387,107.86	.00	3,387,107.86
11:HOPE TWP	1,442,091.83	.00	.00	1,549.46	.00	1,440,542.37	.00	1,440,542.37
12:INDEPENDENCE TWP	3,589,620.36	.00	.00	4,361.25	.00	3,585,259.11	.00	3,585,259.11
13:KNOWLTON TWP	1,949,874.09	.00	.00	1,847.56	.00	1,948,026.53	.00	1,948,026.53
14:LIBERTY TWP	1,742,977.20	.00	.00	633.72	.00	1,742,343.48	.00	1,742,343.48
15:LOPATCONG TWP	5,306,678.37	.00	.00	16,675.26	.00	5,290,003.11	.00	5,290,003.11
16:MANSFIELD TWP	4,419,197.13	.07	.00	24,964.85	.00	4,394,232.21	.00	4,394,232.21
17:OXFORD TWP	1,164,114.64	.00	.00	1,242.75	.00	1,162,871.89	.00	1,162,871.89
19:PHILLIPSBURG TOWN	5,609,105.81	.00	.00	10,282.33	.00	5,598,823.48	.00	5,598,823.48
20:POHATCONG TWP	2,193,375.39	.00	.00	1,211.81	.00	2,192,163.58	.00	2,192,163.58
21:WASHINGTON BORO	3,044,977.63	.00	.00	10,660.05	.00	3,034,317.58	.00	3,034,317.58
22:WASHINGTON TWP	4,591,312.89	.00	.00	15,855.07	.00	4,575,457.82	.00	4,575,457.82
23:WHITE TWP	3,499,891.23	.00	.00	479,013.99	.00	3,020,877.24	.00	3,020,877.24
WARREN	67,658,608.88	.07	.00	757,822.81	.00	66,900,786.00	.00	66,900,786.00

TAXING DISTRICTS	SECTION 12 - B			SECTION 12 - C		
	(A)	(B)	(C)	LOCAL TAXES TO BE RAISED FOR:		
	COUNTY LIBRARY TAXES APPORTIONED	COUNTY HEALTH SERVICE TAXES APPORTIONED	COUNTY OPEN SPACE TAXES APPORTIONED	(i) DISTRICT SCHOOL PURPOSES		
				(A) DISTRICT SCHOOL (adjusted for BPP)	(B) REG., CONSOL. & JOINT SCHOOL (adjusted for BPP)	(C) LOCAL SCHOOL (adjusted for BPP)
01:ALLAMUCHY TWP	323,256.84	.00	402,114.93	7,251,444.87	.00	.00
02:ALPHA BORO	.00	.00	134,574.01	2,868,314.00	.00	.00
03:BELVIDERE TOWN	.00	.00	158,356.52	3,367,750.00	.00	.00
04:BLAIRSTOWN TWP	419,696.76	.00	522,081.24	4,792,461.70	5,199,952.49	.00
05:FRANKLIN TWP	214,508.44	.00	266,837.50	4,038,164.00	3,746,238.49	.00
06:FRELINGHUYSEN TWP	149,668.61	.00	186,180.08	1,947,923.00	1,750,197.02	.00
07:GREENWICH TWP	368,415.82	.00	458,290.38	8,099,081.00	.00	.00
08:HACKETTSTOWN TOWN	.00	.00	659,965.02	14,423,772.00	.00	.00
09:HARDWICK TWP	109,135.88	.00	135,759.44	1,445,538.30	1,079,302.76	.00
10:HARMONY TWP	309,685.25	.00	385,232.57	5,838,218.00	.00	.00
11:HOPE TWP	131,815.10	.00	163,971.22	3,486,173.00	.00	.00
12:INDEPENDENCE TWP	328,110.98	.00	408,153.23	.00	7,827,348.80	.00
13:KNOWLTON TWP	178,229.18	.00	221,707.96	2,759,204.00	2,239,278.73	.00
14:LIBERTY TWP	159,317.67	.00	198,183.01	.00	4,882,537.20	.00
15:LOPATCONG TWP	485,059.49	.00	603,389.13	12,243,444.00	.00	.00
16:MANSFIELD TWP	403,938.84	.00	502,479.20	5,221,821.00	5,823,491.74	.00
17:OXFORD TWP	106,406.46	.00	132,364.18	3,529,872.00	.00	.00
19:PHILLIPSBURG TOWN	.00	.00	637,776.26	8,787,939.00	.00	.00
20:POHATCONG TWP	200,486.53	.00	249,394.97	5,810,482.00	.00	.00
21:WASHINGTON BORO	.00	.00	346,225.32	4,187,281.00	4,247,430.20	.00
22:WASHINGTON TWP	419,671.17	.00	522,049.41	5,287,410.00	6,771,593.57	.00
23:WHITE TWP	319,908.98	.00	397,950.68	6,905,351.00	.00	.00
WARREN	4,627,312.00	.00	7,693,036.26	112,291,643.87	43,567,371.00	.00

**2011 ABSTRACT OF RATABLES FOR THE COUNTY OF WARREN**

TAXING DISTRICTS	SECTION 12 - C			SECTION 12 - D
	LOCAL TAXES TO BE RAISED FOR:			TOTAL LEVY ON WHICH TAX RATE IS COMPUTED
	(ii) LOCAL MUNICIPAL PURPOSES			
	(A) MUNICIPAL BUDGET (adjusted for BPP)	(B) MUNICIPAL OPEN SPACE BUDGET	(C) MUNICIPAL LIBRARY BUDGET	
01: ALLAMUCHY TWP	1,643,097.26	113,280.00	.00	13,257,185.42
02: ALPHA BORO	1,750,200.00	85,135.86	74,548.00	6,093,635.08
03: BELVIDERE TOWN	1,822,913.53	.00	89,597.00	6,725,394.85
04: BLAIRSTOWN TWP	.00	255,078.00	.00	15,760,485.89
05: FRANKLIN TWP	741,405.00	273,736.00	.00	11,626,086.95
06: FRELINGHUYSEN TWP	427,107.00	58,480.00	.00	6,151,090.16
07: GREENWICH TWP	2,633,975.31	240,192.71	.00	15,830,521.11
08: HACKETTSTOWN TOWN	5,738,641.84	.00	369,648.00	26,958,461.67
09: HARDWICK TWP	352,194.00	15,776.00	.00	4,329,885.22
10: HARMONY TWP	1,170,237.00	240,447.00	.00	11,330,927.68
11: HOPE TWP	542,524.00	52,700.00	.00	5,817,725.69
12: INDEPENDENCE TWP	1,948,341.00	.00	.00	14,097,213.12
13: KNOWLTON TWP	909,798.00	51,991.00	.00	8,308,235.40
14: LIBERTY TWP	867,410.00	54,578.00	.00	7,904,369.36
15: LOPATCONG TWP	2,599,915.48	315,363.00	.00	21,537,174.21
16: MANSFIELD TWP	3,454,065.79	195,209.00	.00	19,995,237.78
17: OXFORD TWP	639,624.00	.00	.00	5,571,138.53
19: PHILLIPSBURG TOWN	10,456,893.07	.00	347,933.11	25,829,364.92
20: POHATCONG TWP	3,700,710.00	173,800.00	.00	12,327,037.08
21: WASHINGTON BORO	5,370,385.14	.00	192,012.62	17,377,651.86
22: WASHINGTON TWP	3,605,516.69	135,606.20	.00	21,317,304.86
23: WHITE TWP	518,776.35	115,790.60	.00	11,278,654.85
WARREN	50,893,730.46	2,377,163.37	1,073,738.73	289,424,781.69

## SECTION 13

## REAL PROPERTY EXEMPT FROM TAXATION

TAXING DISTRICTS	(A)	(B)	(C)	(D)	(E)	(F)	(G)
	PUBLIC SCHOOL	OTHER SCHOOL	PUBLIC PROPERTY	CHURCH AND CHARITABLE	CEMETERIES AND GRAVEYARDS	OTHER EXEMPTS	TOTAL AMOUNT OF EXEMPTS (13A+B+C+D+E+F)
01:ALLAMUCHY TWP	6,511,900	0	3,645,200	1,342,600	20,300	43,475,935	54,995,935
02:ALPHA BORO	1,260,200	0	10,130,400	4,094,400	1,060,400	1,236,200	17,781,600
03:BELVIDERE TOWN	13,751,700	167,400	16,466,700	5,177,200	401,900	2,154,700	38,119,600
04:BLAIRSTOWN TWP	25,067,309	34,179,600	17,306,429	13,023,100	490,200	6,632,665	96,699,303
05:FRANKLIN TWP	4,205,400	13,624,800	9,775,620	4,616,400	282,900	6,079,300	38,584,420
06:FRELINGHUYSEN TWP	0	0	11,447,720	5,633,620	325,600	9,992,100	27,399,040
07:GREENWICH TWP	1,146,100	0	6,366,560	3,582,500	944,900	1,219,990	13,260,050
08:HACKETTSTOWN TOWN	25,014,700	42,549,800	13,203,700	16,196,200	195,000	56,626,600	153,786,000
09:HARDWICK TWP	0	0	56,408,900	49,800	0	12,363,900	68,822,600
10:HARMONY TWP	5,202,900	0	21,569,600	3,341,800	198,500	3,901,100	34,213,900
11:HOPE TWP	3,096,900	0	17,599,933	4,908,330	507,300	2,526,889	28,639,352
12:INDEPENDENCE TWP	10,269,700	146,100	10,082,200	7,633,500	986,400	7,859,600	36,977,500
13:KNOWLTON TWP	2,595,700	0	17,471,500	3,428,300	274,500	2,510,800	26,280,800
14:LIBERTY TWP	4,061,200	0	13,765,100	224,000	164,100	1,301,600	19,516,000
15:LOPATCONG TWP	28,485,950	0	21,617,708	6,480,244	0	8,172,000	64,755,902
16:MANSFIELD TWP	5,402,800	0	50,903,380	4,821,800	641,500	4,154,900	65,924,380
17:OXFORD TWP	8,479,522	0	886,900	4,532,597	158,500	30,496,181	44,553,700
19:PHILLIPSBURG TOWN	53,127,600	0	49,199,900	86,372,200	1,794,500	44,817,300	235,311,500
20:POHATCONG TWP	12,427,000	1,570,000	9,209,400	3,014,700	80,000	2,556,400	28,857,500
21:WASHINGTON BORO	11,390,225	0	7,056,800	10,234,500	331,300	2,893,400	31,906,225
22:WASHINGTON TWP	28,391,348	0	12,508,100	13,287,600	235,200	3,461,200	57,883,448
23:WHITE TWP	2,897,600	3,435,400	27,354,293	1,628,500	277,800	20,783,700	56,377,293
WARREN	252,785,754	95,673,100	403,976,043	203,623,891	9,370,800	275,216,460	1,240,646,048

2011 ABSTRACT OF RATABLES FOR THE COUNTY OF WARREN

TAXING DISTRICTS	SECTION 14				SECTION 15	
	AMOUNT OF MISCELLANEOUS REVENUES TO SUPPORT LOCAL BUDGET				DEDUCTIONS ALLOWED	
	(A) SURPLUS REVENUE	(B) MISCELLANEOUS REVENUES ANTICIPATED	(C) RECEIPTS FROM DELINQUENT TAX	(D) TOTAL OF MISCELLANEOUS REVENUES (COL. 14A+B+C)	(A) SENIOR CITIZEN, DISABLED AND SURVIVING SPOUSE	(B) VETERANS AND WIDOWS
01:ALLAMUCHY TWP	245,000.00	1,127,807.06	215,000.00	1,587,807.06	10,000.00	42,750.00
02:ALPHA BORO	338,079.00	485,949.73	190,000.00	1,014,028.73	16,000.00	33,500.00
03:BELVIDERE TOWN	191,350.00	944,860.16	156,000.00	1,292,210.16	3,250.00	26,750.00
04:BLAIRSTOWN TWP	904,331.00	3,070,691.00	240,000.00	4,215,022.00	9,250.00	53,750.00
05:FRANKLIN TWP	923,212.00	600,024.00	180,000.00	1,703,236.00	6,500.00	22,750.00
06:FRELINGHUYSEN TWP	351,000.00	518,491.00	130,000.00	999,491.00	2,750.00	17,250.00
07:GREENWICH TWP	575,000.00	671,207.97	275,000.00	1,521,207.97	6,500.00	29,000.00
08:HACKETTSTOWN TOWN	1,358,000.00	1,782,022.02	430,000.00	3,570,022.02	16,750.00	72,000.00
09:HARDWICK TWP	103,625.00	325,524.00	123,960.00	553,109.00	3,500.00	15,750.00
10:HARMONY TWP	774,875.00	571,356.00	170,000.00	1,516,231.00	7,000.00	32,750.00
11:HOPE TWP	235,700.00	461,899.00	72,000.00	769,599.00	3,500.00	19,500.00
12:INDEPENDENCE TWP	1,015,000.00	580,549.10	255,000.00	1,850,549.10	8,750.00	40,250.00
13:KNOWLTON TWP	226,642.00	918,813.00	348,000.00	1,493,455.00	4,000.00	24,500.00
14:LIBERTY TWP	520,000.00	313,524.00	205,000.00	1,038,524.00	7,500.00	21,000.00
15:LOPATCONG TWP	747,700.00	2,296,766.09	404,000.00	3,448,466.09	22,500.00	83,000.00
16:MANSFIELD TWP	187,000.00	1,582,306.12	464,077.00	2,233,383.12	12,250.00	46,000.00
17:OXFORD TWP	247,976.00	1,279,810.17	154,840.44	1,682,626.61	6,750.00	19,250.00
19:PHILLIPSBURG TOWN	800,000.00	3,866,312.97	961,068.62	5,627,381.59	62,750.00	129,500.00
20:POHATCONG TWP	812,000.00	1,304,506.44	225,000.00	2,341,506.44	18,000.00	52,250.00
21:WASHINGTON BORO	306,681.36	923,401.00	344,431.55	1,574,513.91	12,500.00	38,250.00
22:WASHINGTON TWP	1,203,000.00	3,811,314.68	400,000.00	5,414,314.68	11,250.00	60,500.00
23:WHITE TWP	1,000,000.00	1,199,296.39	150,000.00	2,349,296.39	11,500.00	85,000.00
WARREN	13,066,171.36	28,636,431.90	6,093,377.61	47,795,980.87	262,750.00	965,250.00



ADDENDUM TO ABSTRACT OF RATABLES -- ASSESSED VALUE OF PARTIAL EXEMPTIONS & ABATEMENTS (COLUMN 3)

TAXING DISTRICTS	(1) POLLUTION CONTROL	(2) FIRE SUPPRESSION	(3) FALLOUT SHELTER	(4) WATER- SEWER FACILITY	(5) RENEWABLE ENERGY	(6) UEZ ABATEMENT	(7) HOME IMPROVEMENT	(8) MULTI- FAMILY DWELLING	(9) CLASS 4 ABATEMENT
01:ALLAMUCHY TWP	0	0	0	0	0	0	0	0	0
02:ALPHA BORO	0	0	0	0	0	0	0	0	0
03:BELVIDERE TOWN	0	0	0	0	0	0	0	0	0
04:BLAIRSTOWN TWP	0	0	0	0	0	0	0	0	0
05:FRANKLIN TWP	0	0	0	0	0	0	0	0	0
06:FRELINGHUYSEN TWP	0	0	0	0	0	0	0	0	0
07:GREENWICH TWP	0	0	0	0	0	0	0	0	0
08:HACKETTSTOWN TOWN	0	15,200	0	0	0	0	0	0	0
09:HARDWICK TWP	0	0	0	0	0	0	0	0	0
10:HARMONY TWP	0	0	0	0	0	0	0	0	0
11:HOPE TWP	0	0	0	0	0	0	0	0	0
12:INDEPENDENCE TWP	0	0	0	0	0	0	0	0	0
13:KNOWLTON TWP	0	0	0	0	0	0	0	0	0
14:LIBERTY TWP	0	0	0	0	0	0	0	0	0
15:LOPATCONG TWP	0	0	0	0	0	0	0	0	0
16:MANSFIELD TWP	0	0	0	0	0	0	0	0	0
17:OXFORD TWP	0	0	0	0	0	0	0	0	0
19:PHILLIPSBURG TOWN	10,605,000	0	0	0	0	0	0	0	0
20:POHATCONG TWP	0	0	0	0	0	0	0	0	0
21:WASHINGTON BORO	0	0	0	0	0	0	0	0	0
22:WASHINGTON TWP	0	0	0	0	0	0	0	0	0
23:WHITE TWP	0	0	0	0	0	0	0	0	0
WARREN	10,605,000	15,200	0	0	0	0	0	0	0

## 2011 ABSTRACT OF RATABLES FOR THE COUNTY OF WARREN

## ADDENDUM TO ABSTRACT OF RATABLES -- ASSESSED VALUE OF PARTIAL EXEMPTIONS &amp; ABATEMENTS (CONTINUED)

TAXING DISTRICTS	(10)	(11)	(12)	(13)	(14)	(15)	(16)	(17)
	DWELLING ABATEMENT	DWELLING EXEMPTION	NEW DWELLING CONVERSION ABATEMENT	NEW DWELLING CONVERSION EXEMPTION	MULTI-DWELLING EXEMPTION	MULTI-DWELLING ABATEMENT	COMMERCIAL/ INDUSTRIAL EXEMPTION	TOTAL VALUE
01:ALLAMUCHY TWP	0	0	0	0	0	0	0	0
02:ALPHA BORO	0	0	0	0	0	0	0	0
03:BELVIDERE TOWN	0	0	0	0	0	0	0	0
04:BLAIRSTOWN TWP	0	0	0	0	0	0	0	0
05:FRANKLIN TWP	0	0	0	0	0	0	0	0
06:FRELINGHUYSEN TWP	0	0	0	0	0	0	0	0
07:GREENWICH TWP	0	0	0	0	0	0	0	0
08:HACKETTSTOWN TOWN	0	0	0	0	0	0	0	15,200
09:HARDWICK TWP	0	0	0	0	0	0	0	0
10:HARMONY TWP	0	0	0	0	0	0	0	0
11:HOPE TWP	0	0	0	0	0	0	0	0
12:INDEPENDENCE TWP	0	0	0	0	0	0	0	0
13:KNOWLTON TWP	0	0	0	0	0	0	0	0
14:LIBERTY TWP	0	0	0	0	0	0	0	0
15:LOPATCONG TWP	0	0	0	0	0	0	0	0
16:MANSFIELD TWP	0	0	0	0	0	0	0	0
17:OXFORD TWP	0	0	0	0	0	0	0	0
19:PHILLIPSBURG TOWN	0	0	0	0	0	0	1,318,500	11,923,500
20:POHATCONG TWP	0	0	0	0	0	0	0	0
21:WASHINGTON BORO	0	0	0	0	0	0	601,300	601,300
22:WASHINGTON TWP	0	0	0	0	0	0	0	0
23:WHITE TWP	0	0	0	0	0	0	0	0
WARREN	0	0	0	0	0	0	1,919,800	12,540,000

ADDENDUM -- EQUALIZED VALUE BASED ON IN LIEU OF TAXES (COL. 10B)

TAXING DISTRICTS	(1)	(2)	(3)	(4)	(5)
	C.12 PL 1977 IN LIEU OF TAX	NJ HOUSING FINANCE AGENCY	URBAN RENEWAL	OTHER	TOTAL
01:ALLAMUCHY TWP	0	0	0	0	0
02:ALPHA BORO	0	0	0	0	0
03:BELVIDERE TOWN	0	0	0	0	0
04:BLAIRSTOWN TWP	0	0	0	0	0
05:FRANKLIN TWP	0	0	0	0	0
06:FRELINGHUYSEN TWP	0	0	0	0	0
07:GREENWICH TWP	0	0	0	0	0
08:HACKETTSTOWN TOWN	0	0	0	0	0
09:HARDWICK TWP	0	0	0	0	0
10:HARMONY TWP	0	0	0	0	0
11:HOPE TWP	0	0	0	0	0
12:INDEPENDENCE TWP	0	0	0	0	0
13:KNOWLTON TWP	0	0	0	0	0
14:LIBERTY TWP	0	0	0	0	0
15:LOPATCONG TWP	0	0	0	0	0
16:MANSFIELD TWP	0	0	0	0	0
17:OXFORD TWP	0	0	0	0	0
19:PHILLIPSBURG TOWN	0	0	0	0	0
20:POHATCONG TWP	0	0	0	0	0
21:WASHINGTON BORO	0	0	0	0	0
22:WASHINGTON TWP	0	0	0	0	0
23:WHITE TWP	0	0	0	0	0
WARREN	0	0	0	0	0

## 2011 ABSTRACT OF RATABLES FOR THE COUNTY OF WARREN

TAXING DISTRICTS	BREAKDOWN OF GENERAL TAX RATE											EFFECTIVE TAX RATE
	COUNTY TAX	LIBRARY TAX	HEALTH SERVICE TAX	COUNTY OPEN SPACE TAX	DISTRICT SCHOOL TAX	REGIONAL SCHOOL TAX	LOCAL SCHOOL TAX	MUNICIPAL PURPOSE TAX	MUNICIPAL OPEN SPACE TAX	MUNICIPAL LIBRARY TAX	GENERAL TAX RATE	
01:ALLAMUCHY TWP	.623	.058	.000	.070	1.280	.000	.000	.290	.020	.000	2.341	1.978
02:ALPHA BORO	.555	.000	.000	.064	1.348	.000	.000	.822	.040	.035	2.864	2.717
03:BELVIDERE TOWN	.935	.000	.000	.115	2.444	.000	.000	1.323	.000	.065	4.882	2.548
04:BLAIRSTOWN TWP	.628	.058	.000	.072	.657	.713	.000	.000	.035	.000	2.163	1.811
05:FRANKLIN TWP	.557	.051	.000	.064	.959	.889	.000	.176	.065	.000	2.761	2.614
06:FRELINGHUYSEN TWP	.558	.052	.000	.064	.666	.599	.000	.145	.019	.000	2.103	1.982
07:GREENWICH TWP	.672	.062	.000	.077	1.348	.000	.000	.438	.040	.000	2.637	2.073
08:HACKETTSTOWN TOWN	.532	.000	.000	.061	1.330	.000	.000	.528	.000	.034	2.485	2.451
09:HARDWICK TWP	.756	.070	.000	.087	.916	.684	.000	.223	.009	.000	2.745	1.914
10:HARMONY TWP	.705	.065	.000	.080	1.214	.000	.000	.243	.050	.000	2.357	1.765
11:HOPE TWP	.547	.051	.000	.062	1.323	.000	.000	.205	.020	.000	2.208	2.129
12:INDEPENDENCE TWP	.515	.048	.000	.058	.000	1.122	.000	.279	.000	.000	2.022	2.072
13:KNOWLTON TWP	.750	.069	.000	.086	1.062	.862	.000	.350	.020	.000	3.199	2.248
14:LIBERTY TWP	.639	.059	.000	.073	.000	1.790	.000	.317	.019	.000	2.897	2.393
15:LOPATCONG TWP	.504	.047	.000	.058	1.164	.000	.000	.247	.029	.000	2.049	2.142
16:MANSFIELD TWP	.676	.063	.000	.078	.802	.895	.000	.530	.030	.000	3.074	2.388
17:OXFORD TWP	.563	.052	.000	.063	1.706	.000	.000	.309	.000	.000	2.693	2.525
19:PHILLIPSBURG TOWN	.570	.000	.000	.065	.894	.000	.000	1.063	.000	.035	2.627	2.430
20:POHATCONG TWP	.631	.058	.000	.072	1.672	.000	.000	1.064	.050	.000	3.547	2.966
21:WASHINGTON BORO	.816	.000	.000	.094	1.125	1.141	.000	1.443	.000	.051	4.670	3.012
22:WASHINGTON TWP	.675	.062	.000	.077	.780	.999	.000	.532	.020	.000	3.145	2.450
23:WHITE TWP	.522	.056	.000	.069	1.193	.000	.000	.089	.020	.000	1.949	1.701




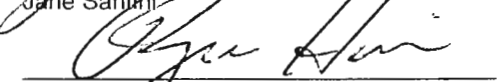
**2011 SPECIAL TAXING DISTRICT TAX RATES  
(PER \$100.00 ASSESSED VALUATION)**


MUNICIPALITY	DISTRICT	ASSESSED VALUATION PER DISTRICT	TOTAL LEVY PER DISTRICT	SPECIAL DISTRICT TAX RATE
Allamuchy Township	SPECIAL IMP. DISTRICT 14	23,779,700	\$35,400.00	.539
	SPECIAL IMP DISTRICT 01	120,779,700	\$1,570,758.00	.390
	SPECIAL IMP DISTRICT 11	2,249,000	\$0.00	.390
	SPECIAL IMP. DISTRICT 03	17,935,500	\$74,295.00	0.804
	SPECIAL IMP DISTRICT 04	56,301,500	\$208,207.00	.760
	SPECIAL IMP DISTRICT 07	34,258,300	\$82,940.00	.632
	SPECIAL IMP DISTRICT 09	2,754,300	\$11,246.00	.798
	SPECIAL IMP. DISTRICT 05	63,132,200	\$194,387.00	.698
	SPECIAL IMP. DISTRICT 06	34,219,100	\$77,564.00	.617
	SPECIAL IMP DISTRICT 10	5,500,400	\$24,589.00	.837
	SPECIAL IMP. DISTRICT 08	20,985,600	\$98,881.00	.861
	SPECIAL IMP DISTRICT 02	21,182,500	\$59,624.00	.671
	GARBAGE DISTRICT	351 UNITS	\$87,360.39	248.89/UNIT
Washington Boro	SPECIAL IMP DISTRICT 01	47,631,300	\$133,000.00	.280
	SPECIAL IMP DISTRICT 02	39,080,900	\$67,000.00	.172
Washington Twp	FIRE DISTRICT 01	678,031,004	\$454,567.00	.067

Total Amount of Miscellaneous Revenues (included Surplus Revenues Appropriated) for the Support of the County Budget .....	41,803,470.68
Rate per \$100 to be applied to Column 11 for apportionment of County Taxes .....	.52768717
Net County Taxes Apportioned (Column 12 A iii) .....	66,900,786.00
* Adjustments (Net Total (Column 12 A i)) .....	757,822.81
* Net Overpayments are added to the Net Taxes Apportioned Net Underpayments are deducted from the Net Taxes Apportioned	
Rate per \$100 to be applied to Column 11 for apportionment of Library Taxes .....	.04823350
Rate per \$100 to be applied to Column 11 for apportionment of Health Taxes .....	.00000000
Rate per \$100 to be applied to Column 11 for apportionment of Open Space Taxes .....	.06000000
County Percentage Level of Taxable Value of Real Property is 100%	

**WARREN COUNTY BOARD OF TAXATION**

  
 \_\_\_\_\_  
 Jane Santini


  
 \_\_\_\_\_  
 Roger Hines

  
 \_\_\_\_\_  
 Darryl Malcolm

\_\_\_\_\_  
 \_\_\_\_\_  
 \_\_\_\_\_  
 \_\_\_\_\_

ATTEST:   
 \_\_\_\_\_  
 Melissa Pritchett, CTA

I hereby certify this to be a true copy of the Abstract of Ratables and Exemptions for the County of WARREN, State of New Jersey for the year 2011 as filed with me by the WARREN County Board of Taxation

  
 \_\_\_\_\_  
 Warren County 2011  
 Abstract of Ratables

## Warren County Tax Assessors

Allamuchy Township	Richard Motyka	Mun. Bldg., 292 Alphano Rd., PO Box A, Allamuchy, NJ 07820	908-852-6514
Alpha Borough	Kathleen Degan	Mun. Bldg., 1001 East Blvd., Alpha, NJ 08865	908-454-0088 X 121
Belvidere Town	David Gill	Mun. Bldg., 691 Water Street, Belvidere, NJ 07823	908-475-5331 X 6
Blairstown Township	Richard Motyka	Mun. Bldg., 106 Route 94, Blairstown, NJ 07825	908-362-6663 X 228
Franklin Township	Eloise Hagaman	Mun. Bldg., 2093 Rt 57, PO Box 547, Broadway, NJ 08808	908-689-3994 X 20
Frelinghuysen Township	David Gill	Mun. Bldg., PO Box 417, Main Street, Johnsonburg, NJ 07846	908-852-4121
Greenwich Township	Eloise Hagaman	Mun. Bldg., 321 Greenwich St., Stewartsville, NJ 08886	908-859-0909
Hackettstown Town	Bernard Murdoch	Mun. Bldg., 215 Stiger Street, Hackettstown, NJ 07840	908-852-3130
Hardwick Township	David Gill	Mun. Bldg., 40 Spring Valley Road, Hardwick, NJ 07825	908-362-6528 X 2
Harmony Township	Richard Motyka	Mun. Bldg., 3003 Belvidere Rd., Phillipsburg, NJ 08865	908-213-1600 X 13
Hope Township	Richard Motyka	Mun. Bldg., PO Box 284, Route 611, Hope, NJ 07844	908-459-5011
Independence Township	Kathleen Degan	Mun. Bldg., 286B Route 46, PO Box 164, Great Meadows, NJ 07838	908-637-4133 X 1014
Knowlton Township	Richard Motyka	Mun. Bldg., 628 Route 94, Columbia, NJ 07832	908-496-4783
Liberty Township	Penny Holenstein	Mun. Bldg., 349 Mountain Lake Rd., Great Meadows, NJ 07838	908-637-4579 X 13
Lopatcong Township	Kathleen Degan	Mun. Bldg., 232 S. Third St., Phillipsburg, NJ 08865	908-859-3355 X 226
Mansfield Township	Bernard Murdoch	Mun. Bldg., 100 Port Murray Rd., Port Murray, NJ 07865	908-689-6151 X 117
Oxford Township	Richard Motyka	Mun. Bldg., 11 Green Street, Oxford, NJ 07863	908-453-3380
Phillipsburg Town	Craig Brotens	Mun. Bldg., 675 Corliss Avenue, Phillipsburg, NJ 08865	908-454-5500 X 306
Pohatcong Township	Edward Kerwin	Mun. Bldg., 50 Municipal Drive, Phillipsburg, NJ 08865	908-454-6121 X 316
Washington Borough		Mun. Bldg., 100 Belvidere Avenue, Washington, NJ 07882	908-689-3600 X 129
Washington Township	Lydia Schmidt	Mun. Bldg., 211 State Route 31 North, Washington, NJ 07882	908-689-8862
White Township	Michelle Trivigno	Mun. Bldg., 555 CR 519, Belvidere, NJ 07823	908-475-2093



### Warren County Tax Collectors

Allamuchy Township	Betty Drake	Mun. Bldg., 292 Alphano Rd., PO Box A, Allamuchy, NJ 07820	908-852-5132 X 115
Alpha Borough	Carrie Rochelle	Mun. Bldg., 1001 East Blvd., Alpha, NJ 08865	908-454-0088 X 120
Belvidere Town	Susan Luthringer	Mun. Bldg., 691 Water Street, Belvidere, NJ 07823	908-475-5331 X 5
Blairstown Township	Dawn Gallant	Mun. Bldg., 106 Route 94, Blairstown, NJ 07825	908-362-6663 X 226
Franklin Township	Karin Kneafsey	Mun. Bldg., 2093 Rt 57, PO Box 547, Broadway, NJ 08808	908-689-3994 X 19
Frelinghuysen Township	Donna Clouse	Mun. Bldg., PO Box 417, Main St., Johnsonburg, NJ 07846	908-852-4121
Greenwich Township	Gordon Kobler	Mun. Bldg., 321 Greenwich St., Stewartsville, NJ 08886	908-859-0249
Hackettstown Town	Regina McKenna	Mun. Bldg., 215 Stiger Street, Hackettstown, NJ 07840	908-852-3130
Hardwick Township	Regina McKenna	Mun. Bldg., 40 Spring Valley Road, Hardwick, NJ 07825	908-362-6528 X 1
Harmony Township	Joseph Hriczak	Mun. Bldg., 3003 Belvidere Rd., Phillipsburg, NJ 08865	908-213-1600 X 16
Hope Township	Stephen Lance	Mun. Bldg., PO Box 284, Route 611, Hope, NJ 07844	908-459-5011
Independence Township	Patricia Noll	Mun. Bldg., 286B Route 46, PO Box 164, Great Meadows, NJ 07838	908-637-4133 X 1013
Knowlton Township	Evan Howell	Mun. Bldg., 628 Route 94, Columbia, NJ 07832	908-496-4076
Liberty Township	Patricia Noll	Mun. Bldg., 349 Mountain Lake Rd., Great Meadows, NJ 07838	908-637-4579 X 15
Lopatcong Township	Rachel Edinger	Mun. Bldg., 232 S. Third St., Phillipsburg, NJ 08865	908-859-3355 X 230
Mansfield Township	Rebecca Harm	Mun. Bldg., 100 Port Murray Rd., Port Murray, NJ 07865	908-689-6151 X 115
Oxford Township	Karen Lance	Mun. Bldg., 11 Green Street, Oxford, NJ 07863	908-453-3529
Phillipsburg Town	Joseph Hriczak	Mun. Bldg., 675 Corliss Avenue, Phillipsburg, NJ 08865	908-454-5500 X 305
Pohatcong Township	Carrie Rochelle	Mun. Bldg., 50 Municipal Drive, Phillipsburg, NJ 08865	908-454-6121 X 322
Washington Borough	Kay F. Stasyshan	Mun. Bldg., 100 Belvidere Avenue, Washington, NJ 07882	908-689-3600 X 117
Washington Township	Evan Howell	Mun. Bldg., 211 State Route 31 North, Washington, NJ 07882	908-689-1975
White Township	Rachel Edinger	Mun. Bldg., 555 CR 519, Belvidere, NJ 07823	908-475-3586