



SCHOOL IPM



SCHOOL IPM



SCHOOL IPM



SCHOOL IPM



SCHOOL IPM



SCHOOL IPM



SCHOOL IPM



SCHOOL IPM



SCHOOL IPM



SCHOOL IPM

**Integrated Pest Management
in Schools
N.J.A.C. 7:30-13**

**Amanda Lotto
(609) 984-6908**

Amanda.lotto@dep.nj.gov

**Nancy Santiago
(609) 984-6914**

Nancy.Santiago@dep.nj.gov

**NJ Department of Environmental Protection
Pesticide Control Program**

SCHOOL IPM

SCHOOL IPM

SCHOOL IPM

SCHOOL IPM

SCHOOL IPM

SCHOOL IPM




What are pesticides?

Product designed to kill, control or mitigate a pest
OR

A product that **claims** to kill, control
or mitigate a pest

Examples



- ✓ Insect sprays, granules, dusts, gels and baits etc...
- ✓ Weed killers / Plant disease pesticides
- ✓ Traps or bait stations
- ✓ Mold/mildew products
- ✓ Disinfectants & some bleaches



What pesticides can school staff use *without* a license?

EPA registered

Anti-Microbial Products such as disinfectants used in routine cleaning and sanitizing are exempt from the New Jersey School IPM law; includes certain bleach products and disinfectant sprays or cleaning products.

Products that meet the EPA standard for minimal risk pesticides. Pest control products that are not required to be registered by the United States EPA.



What types of pesticide applications require a licensed applicator?

Indoor pest control such as:

Ant traps, baits, gels or sprays

Roach traps, baits, gels or sprays

Any rodent control pesticides

****Any EPA registered pesticide:**

low-impact or non low-impact

**Aside from those used
in routine cleaning and
sanitizing**





Low Impact Pesticides

Low Impact Pesticides include:

- Anti-microbial Agents (disinfectants, cleaning products)**
- EPA minimum risk products (mint oil, garlic oil, salt etc..)**
- Baits (i.e gels, pastes, bait stations etc.)**
- Boric Acid, Silica Gel & Diatomaceous Earth**
- Botanical Pesticides (naturally derived from plants, and excluding any synergizers)**
- Microbe based pesticides (i.e. *Bacillus thuringiensis*)**
- Biological Agents (parasites and predators)**



Low Impact Pesticides

Low Impact Pesticides greatly reduce
Exposure Risk

& DO NOT require notification

Baits (i.e gels, pastes, bait stations etc.)

EPA exempt materials (mint oil, garlic oil, salt etc...)

Anti-microbial Agents (disinfectants, cleaning products)

Boric Acid, Silica Gel & Diatomaceous Earth

Botanical Pesticides (naturally derived from plants, and excluding
any synergizers)

Microbe based pesticides (i.e. *Bacillus thuringiensis*)

Biological Agents (parasites and predators)

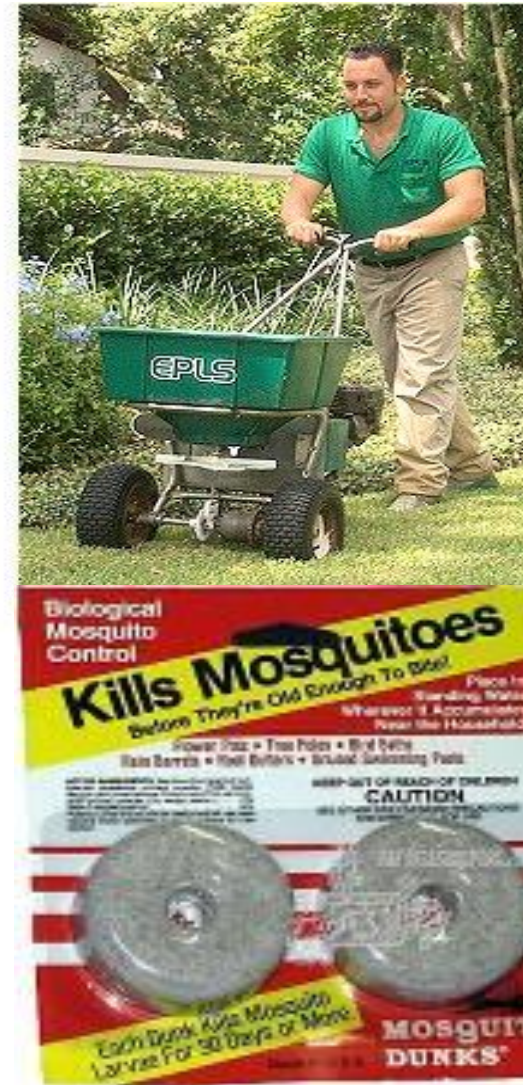
What types of pesticide applications do require a licensed applicator?

Outdoor pest control

Insect or weed control on lawns or athletic fields

Insect or plant disease control on trees, shrubs, lawns or around the building, including mosquito and tick control

A license is needed for both low impact and non low impact pesticide products.



Why be Concerned About Pesticide Use in Schools?

**All Pesticides
Pose a Risk!**



- ✓ **Children are more sensitive to chemical exposures than adults**
- ✓ **Acute Poisoning**
- ✓ **Chronic or Delayed Effects: Tumors, cancer, birth defects, blood and nervous system disorders.**
- ✓ **Allergic Effects: Asthma and skin, eye and nose irritation.**
- ✓ **Environmental Impacts**

Benefits of compliance with School IPM Regulations

- ✓ Reduced liabilities
- ✓ Reduced health risks
- ✓ Improved indoor air quality
- ✓ Better facilities maintenance
- ✓ Reduced energy costs



Benefits of compliance with School IPM Regulations

Practicing IPM instead of scheduled treatments provides for...

- ✓ Effective long-term pest control
- ✓ A healthier learning environment
- ✓ More efficient use of school funds
 - ✓ Save \$\$\$ in the long run



Who does the NJ IPM Act Affect?

NJ School IPM Act applies to:

Public Schools (K-12)

Private Schools (K-12)

Charter Schools (K-12)

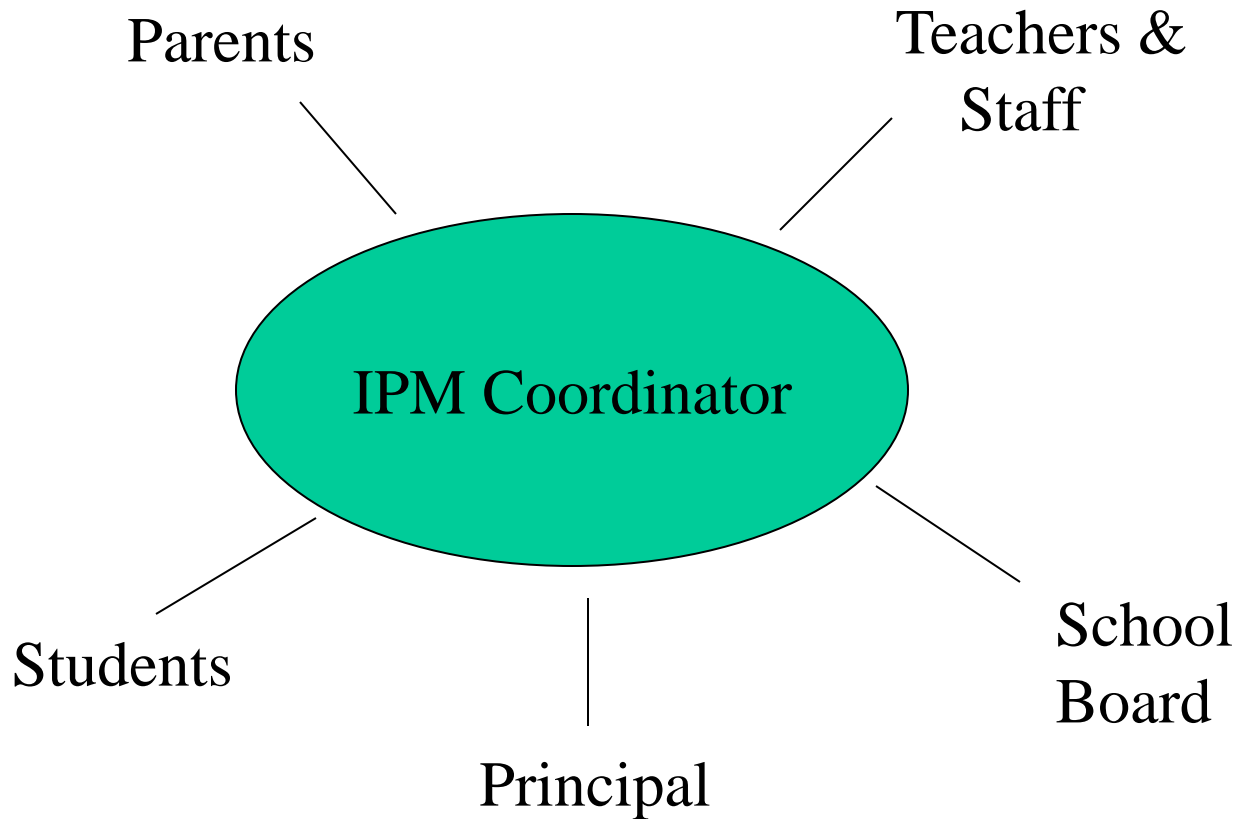
Day Care & Pre-K sponsored by Public, Private or Charter Schools



The Act does **not** apply to Colleges and Universities Daycare Centers without pre-schools

Applies to pesticide applications done in school buildings and on school grounds

Information Regarding Your School's IPM Program Must be available upon request to:



Defining the New Jersey 'School Year'

- When schools open in the fall until schools close in the late spring or early summer
- Schools are only considered 'out of session' when closed for five (5) or more consecutive school days, as during the Christmas break, spring break and the summer vacation, school is considered to be in session during holiday weekends; such as 3 or 4 day weekends
- Schools are required to do School IPM 12 months of the year

NJ School IPM

Goal: To Reduce Pesticide Exposures

Minimizing Students' risk of pesticide exposure while managing pest to protect Student health, school property and the environment, with a goal of reducing the reliance on pesticide use.

Licensing **N.J.A.C. 7:30 – 5, 6, 7**

School Integrated Pest Management

N.J.A.C. 7:30-13

Pesticide Storage at School

If a school does not have a licensed Commercial Pesticide Applicator as an employee, then the school should not be storing any pesticides





An Introduction to Subchapter 13

Key requirements of **13.1**:

- Adoption and Implementation of an IPM policy and plan
- Designation of an IPM Coordinator for each school or school district
- Annual universal notification to all parents and staff
- 72 hour advance notification and posting (non-low impact)
- Emergency Applications
- Re-entry intervals

Sample IPM Policy

Intended to be used as is / Just fill in the blanks

A Model Integrated Pest Management Policy for New Jersey Schools

The New Jersey School Integrated Pest Management Act of 2002 requires schools to implement a school integrated pest management policy.]

The law requires the superintendent of the school district, for each school in the district, the board of trustees of a charter school, and the principal or lead administrator of a private school, as appropriate, to implement Integrated Pest Management (IPM) procedures to control pests and minimize exposure of children, faculty, and staff to pesticides. _____ (insert school name) shall therefore develop and maintain an IPM plan as part of the school's policy.

Integrated pest management procedures in schools

Implementation of IPM procedures will determine when to control pests and whether to use mechanical, physical, cultural, biological or chemical methods. Applying IPM principles prevents unacceptable levels of pest damage by the most economical means and with the least possible hazard to people, property, and the environment.

Each school shall consider the full range of management options, including no action at all. Non-pesticide pest management methods are to be used whenever possible. The choice of using a pesticide shall be based on a review of all other available options and a determination that these options are not effective or not reasonable. When it is determined that a pesticide must be used, low impact pesticides and methods are preferred and shall be considered for use first.

Development of IPM plans

The school IPM plan is a blueprint of how _____ (insert school name) will manage pests through IPM methods. The school IPM plan states the school's goals regarding the management of pests and the use of pesticides. It reflects the school's site-specific needs. The IPM plan shall provide a description of how each component of the school IPM policy will be implemented at the school. For Public schools, the Local School Board, in collaboration with the school building administrator (principal), shall be responsible for the development of the IPM plan for this school. For Charter schools and non-public schools, the development of the IPM plan shall be the responsibility of the Board of Trustees or the Principal or Lead Administrator.

IPM Coordinator

The _____ (insert as appropriate, either local school board, board of trustees, Principal or Lead Administrator) shall designate an integrated pest management coordinator, who is responsible for the implementation of the school integrated pest management policy.

Education / Training

The school community will be educated about potential pest problems and IPM methods used to achieve the pest management objectives.

The IPM Coordinator, other school staff and pesticide applicators involved with implementation of the school IPM policy will be trained in appropriate components of IPM as it pertains to the school environment.

Students, parents/guardians will be provided information on this policy and instructed on how they can contribute to the success of the IPM program.

Record keeping

Records of pesticide use shall be maintained on site to meet the requirements of the state regulatory agency and the school board.

Records shall also include, but are not limited to, pest surveillance data sheets and other non-pesticide pest management methods and practices utilized.

Notification/Posting

The _____ (insert as appropriate, either local school board, board of trustees, Principal or Lead Administrator) of _____ (insert school name), is responsible for timely notification to students' parents or guardians and the school staff of pesticide treatments pursuant to the School IPM Act.

Re-entry

Re-entry to a pesticide treated area shall conform to the requirements of the School IPM Act.

Pesticide applicators

The IPM coordinator shall ensure that applicators follow state regulations, including licensing requirements and label precautions, and must comply with all components of the School IPM Policy.

Evaluation

Annually, for public schools, the Principal will report to the local school board on the effectiveness of the IPM plan and make recommendations for improvement as needed. For non-public schools and charter schools, the Lead Administrator or Principal shall report to their respective governing boards on the effectiveness of the school IPM plan and make recommendations for improvement as needed.

The local school board or other respective governing boards directs the Principal or Lead Administrator to develop regulations/procedures for the implementation of this policy.

New Jersey School IPM N.J.A.C. 7:30 -13.1 (IPM Policy)

- ✓ Adopt an IPM Policy
- ✓ Establish IPM procedures in schools.
- ✓ Develop an IPM Plan for each school building
- ✓ Appoint an IPM Coordinator
- ✓ Educate the school community about the fundamentals of School IPM, and the part they play

Remember!

The goal is reducing student exposures to Chemical Pesticides

Schools are directed to use IPM procedures to determine when to control pests and whether to use mechanical, physical, cultural, biological or chemical control methods

New Jersey School IPM

N.J.A.C. 7:30 -13.1

- ✓ Establish record keeping requirements for all pest management activities (**chemical and non-chemical**)
- ✓ Require notification to the School Community when a pesticide product considered non low-impact is used
- ✓ Ensure Re-entry rules are followed after a non-low-impact pesticide treatment
- ✓ Ensure that pesticide applicators follow State Regulations, pesticide label precautions and the School's IPM Policy and Plan
- ✓ Ensure annual review of IPM Plan by Principal

New Jersey School IPM

The Plan 7:30 -13.2 (a)

As a requirement of its IPM Policy, **each** school shall develop and implement a **site-specific IPM Plan** that describes how each school will manage pests through IPM methods and comply with all aspects of the IPM Policy.

The site specific IPM Plan shall be kept at the school for which it was developed, not at a district or other central office.



School IPM Regulations

13.2 – IPM Plan

(a) Site specific-implemented by each school

(ex. 11 schools in district, 11 site specific plans)

❖ **Public schools** - developed by local school board and school building administrator (**principal**)

❖ **Charter Schools** Board of Trustees.

❖ **Private Schools** Lead Administrator and school building administrator (**principal**)



School IPM Regulations

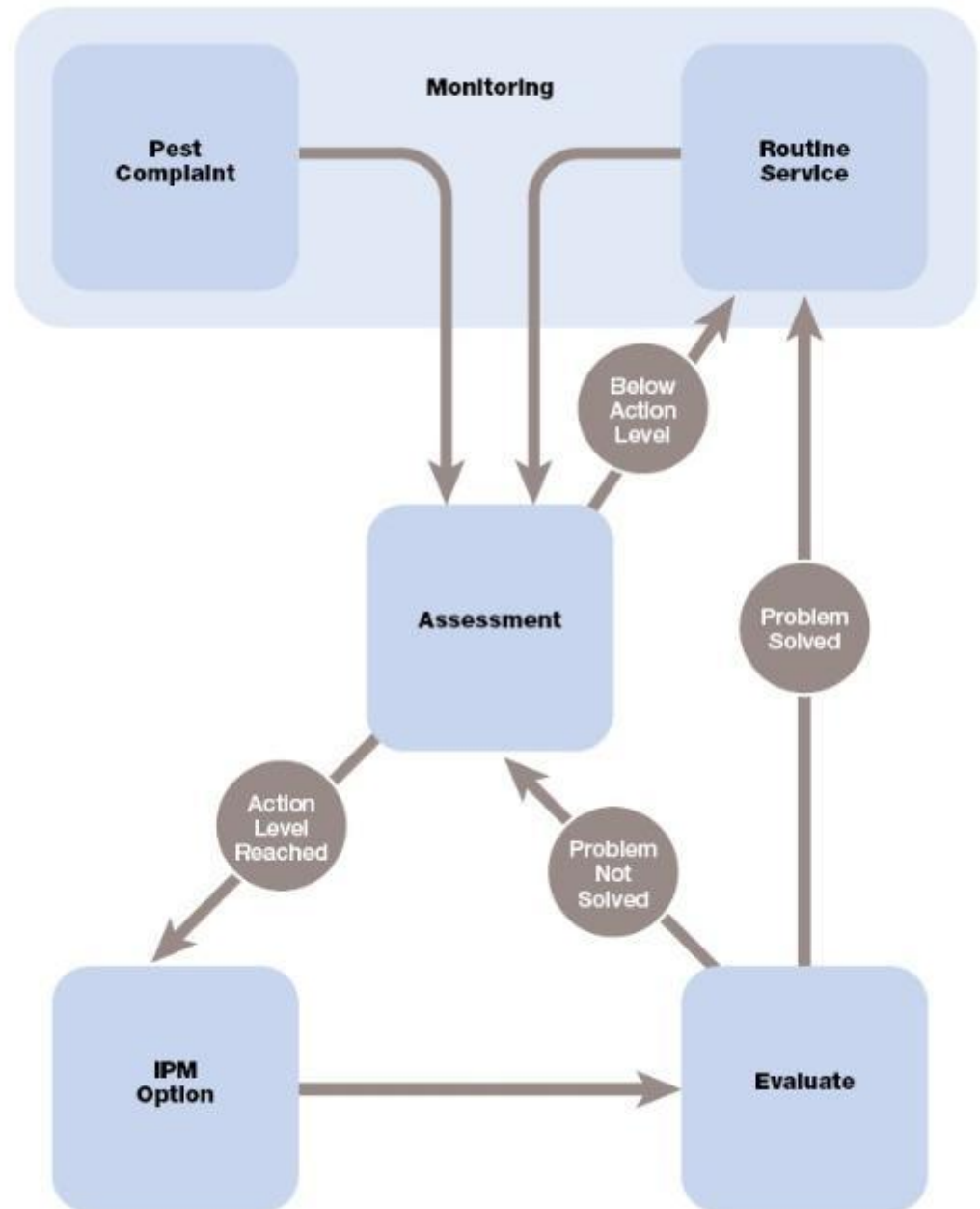
13.2 – IPM Methods

(b) IPM methods

- Consider the full range of pest management options - including no action at all
- Using non-pesticide pest management methods whenever possible
- Document non-pesticide pest management efforts
- If a pesticide must be used - Use **low impact pesticides first**
- **REMEMBER: The Principal and IPM Coordinator are legally responsible for pesticides used at your school.**

IPM Method

- ❖ Monitor for pests
- ❖ Identify pests
- ❖ Assess & document pest severity
- ❖ Use non-pesticide control measures whenever possible





Low Impact Pesticides

If a pesticide must be used -
Use **low impact pesticides first**



Low Impact Pesticides include:

- Baits (i.e gels, pastes, bait stations etc.)
- EPA exempt materials (mint oil, garlic oil, salt etc...)
- Anti-microbial Agents (disinfectants, cleaning products)
- Boric Acid, Silica Gel & Diatomaceous Earth
- Botanical Pesticides (naturally derived from plants, excluding synergized Pyrethrum)
- Microbe based pesticides (i.e. *Bacillus thuringiensis*)
- Biological Agents (parasites and predators)



School IPM Regulations

Subchapter 13

13.2 – IPM Plan

(c) Education of school community by IPM Coordinator

- Individual roles and responsibilities for a successful IPM program include:
 - Annual notification sent home
 - Staff meetings
 - PTA, Back to School meetings, etc.
 - Science staff

(d) Annual review of IPM plan

- Effectiveness of the plan
- Recommendations for improvements as needed
- Reporting to boards by Administration

Model IPM Plan

Model Plan contains

- All required Info.
- Supplemental Info. To help provide detail and tailor the plan for each school

School Integrated Pest Management Plan
for the _____ School
insert name

for the School Year
Starting _____ and
insert date
Ending _____
insert date



Plan prepared by: _____ Date prepared: _____

The IPM Plan shall contain at minimum, the following:

13.2 (a) 3


- The school's goals regarding the management of pests and the use of pesticides**
- The school's site-specific needs regarding the management of pests**
- A description of how each component of the school's IPM Policy will be implemented at the school**
- The name of the IPM coordinator designated by the appropriate school authority identified in accordance with N.J.A.C. 7:30-13.1(b)2**

New Jersey School IPM

N.J.A.C. 7:30 -13.1 and 13.2

Policy and Plan Resources

Both the New Jersey DEP and the Rutgers' web site for school IPM have resources available; including a Model Policy and a guidance document for writing a School IPM Plan



The New Jersey School IPM Law requires that the School Building Principal or Lead Administrator to be responsible for writing the Schools' IPM Plan



School IPM Regulations

Subchapter 13

13.3 – IPM Coordinator

a) Designated by the individual school or school district Administration

- Head custodian, Buildings/Grounds staff, Principal, School Business Administrator, etc. **IPM Coordinator cannot be your Pest management professional**

Responsible for the following:

- Implementation of IPM Policy and Plan
- Maintain information regarding pesticide applications on school property (Records of Application)
- Point of contact for inquiries
- Maintain MSDS (if available) and labels of all pesticides used
- Ensure compliance by Commercial Applicators
 - Licensing, notification and posting (7:30-9), label precautions, applicable provisions of policy & plan



School IPM Regulations

Subchapter 13

13.3 – IPM Coordinator training

Department approved training:

- Classroom or website when available
- New Jersey's IPM in Schools regulations
- General overview of IPM principles
- Overview of an IPM policy and IPM plan



School IPM Regulations

Subchapter 13

13.3 – IPM Coordinator

Training verification-to be submitted to PCP

- Name of IPM Coordinator
- Address (physical & mailing) of IPM Coordinator's responsible school(s)/district
- School identifier – county/district/school code
- Phone # - IPM Coordinator
- Email address (if available)
- Statement certifying completion of training

Schools Must Appoint an IPM Coordinator

N.J.A.C. 7:30 - 13.3

The person who holds this Title accepts
legal responsibilities

with regard to chemical pesticide use in their school(s)

The IPM Coordinator shares this
legal responsibility
along with the school building's Principal or
Lead Administrator

The IPM Coordinator is not intended to be the person acting as the schools' Commercial Pesticide Applicator

Schools Must Appoint an IPM Coordinator

N.J.A.C. 7:30 - 13.3

Appoint an IPM Coordinator who will:

Assure that when a non-low impact pesticide application is necessary, postings and notifications are done correctly

Continuously evaluate the effectiveness of the school's IPM program, regularly keeping the Principal and others informed

Each IPM Coordinator is required to obtain
New Jersey DEP approved
IPM Coordinator Training

Schools Must Appoint an IPM Coordinator

N.J.A.C. 7:30 - 13.3

Appoint an IPM Coordinator who will:

- Continuously monitor the school environment for actual or suspected pest activity
 - Assure that all non-chemical IPM controls are properly done by school staff, and that a record is kept of the activity
- Approve appropriate pesticide applications when necessary, using EPA minimum risk or low impact pesticides as first options / using non-low impact pesticides as a final option

Schools Must Appoint an IPM Coordinator

N.J.A.C. 7:30 - 13.3

The IPM Coordinator is responsible for the following:

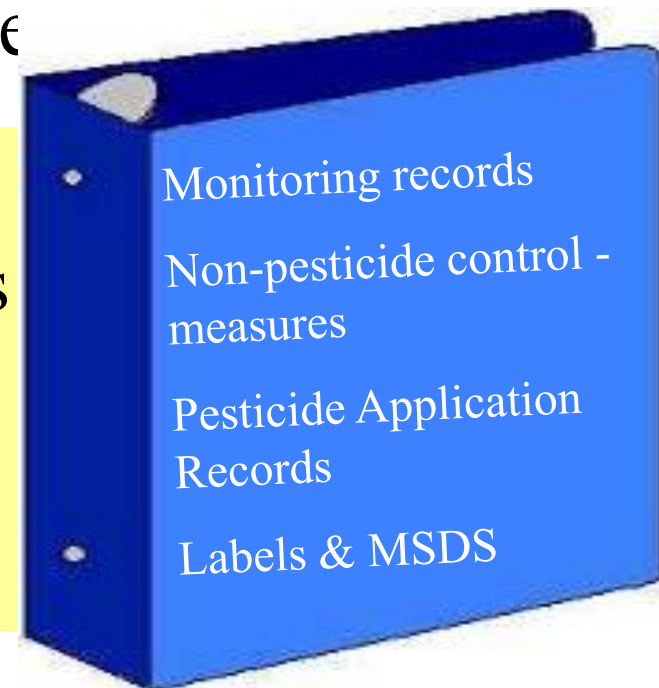
- ✓ Implementing the Policy and Plan
- ✓ Maintaining information about the policy, plan, and about pesticide applications at the school or within the school district
- ✓ Acting as contact for questions about the IPM Policy and Plan
- ✓ Maintaining pesticide product labels and MSDS
- ✓ Ensuring that any commercial applicator working on school property is in compliance with State Laws and school policy

School IPM Record Keeping

N.J.A.C. 7:30 - 13.4

Schools are required to keep pest management records for three (3) years or for five (5) years after the application of a pesticide designed to control termites

- ✓ Pest monitoring records
- ✓ Non-pesticide pest control records
- ✓ Pesticide application records
- ✓ MSDS and Label for each pesticide used



School IPM Record Keeping

N.J.A.C. 7:30 - 13.4

Records shall be:

- ✓ Provided to the public upon request
- ✓ Provided immediately to State or County inspectors upon request
- ✓ Provided immediately to medical personnel in emergency situations
- ✓ Records shall include, at a minimum, the application records required at

N.J.A.C. 7:30 - 6.8 and 7.3

SCHOOL PESTICIDE APPLICATION RECORDS FORM / THIS FORM MUST BE LEGIBLE

(please print clearly)

Print Name of school and School Address Anytown High School, Anytown NJ 22002

1. Place of Application is the name and address of the field or area that was treated. Especially if field is not contiguous with other school property.
2. The brand or trade name of each pesticide used (both low impact & non-low impact) or a symbol representing such name, providing the School also keeps a list which clearly correlates the symbol used with full and complete pesticide product name(s), and the Principal and IPM Coordinator know how to use the two parts (the record form and the product list) together.
3. The Restricted Entry Interval (**REI**) begins when the pesticide application ends. Remember, if the product does not specify a **REI** time, then **for non-low impact pesticides, the default REI is 7 hours.**
4. For schools who have had a termiticide application. The record must also include a diagram of the structure treated, depicting the lower level of the structure, the location of the termite infestations and visible damage, areas treated, and any significant items such as location of known wells, drainage systems and streams and ponds which may be affected by the application.

1. Place Of Application	Application Date / Time	2. Pesticide(s) Applied	EPA Reg. Number	MIX Pesticide Concentrate and Diluent	Mix or solution Applied	Application Site(s)	Applicator Name & Reg.#
Location in or around school where pesticide application occurs, or site not located on school campus.	3. Include the time the application is completed for the start of the REI	The complete name of the product used 4. If the product is a Termiticide	From product container or label	Total pesticide Concentrate used + water = Mix or solution	Total Solution Applied	Where exactly was the application made	The name and license number of the pesticide applicator
Main building Rm # 101	Friday Oct. 13	TRIPLE ETHYL DEATH F3210	EPA Reg. # 123,1234	4oz product concentrate	32 oz of solution	Baseboard and closet in Rm #101	Applicator's Name Lic. # A12543
	4:30 PM			124oz water			
Front lawn	Saturday Oct. 14	NiceLawn4U HTA 132	EPA Reg. # 00121200	one 10lb bag, as is	1 bag	Front lawn on north side of school from stairs to driveway	
	7:00 AM			n/a			
Anytown H.S. Main Baseball diamond near 32 nd street exit of Anytown Park	Saturday Oct. 14	NiceLawn4U Shade 29	EPA Reg. # 00121222	three 10lb bags as is	3 bags	Outfield of Anytown H.S. main baseball Diamond in Anytown Park	
	8:30 AM			n/a			

**THIS FORM IS AVAILABLE AT THE
PESTICIDE CONTROL PROGRAM'S
WEB SITE**



School IPM Regulations

Subchapter 13

13.4 Records

(a) Obtained from the commercial applicator and maintained by the IPMC at EACH individual school not at a school district / central location.

- All pesticide applications (both low impact and non-low impact)
- Minimum of three years or five years for a termite application
- Available upon request by the public and the Department for review
- Minimum requirements in accordance with 7:30-6.8 and 7.3

(b) Additional records to include: pest surveillance sheets, non-pesticide pest management methods

Integrated Pest Management Pest Activity Monitoring and Control Log

Use for Non-pesticide
records



School: _____ Month/Year: _____

Pest Activity (monitoring, sightings, & complaints)			Control Measures		Check one
Date & time	Location: Bldg. # Room #/Specific Location/Trap Type & Number	Type & Number of Pest(s) Sighted	Date	Action Taken	School Staff

Schools Contracting for Pest Control Services:

Be sure the contract you sign is an IPM Contract in compliance with New Jersey Law

A model IPM contract is available at www.njipm.org

Specify how the contractor will:


- ✓ Inspect and monitor for pests
- ✓ Make recommendations for sanitation, maintenance, and prevention
- ✓ Consider pesticides only when there is demonstrated need and a pest has been identified
- ✓ Use pesticides only when permission is given by the IPM Coordinator
- ✓ Use low risk methods and low impact pesticides whenever possible

Record keeping requirements – for all pesticide applicators

N.J.A.C. 7:30 - 6.8 and 7.3

- ✓ Place Of Application / Street Address
- ✓ Application Date / Time
- ✓ Pesticide(s) Applied
- ✓ EPA Reg. Number
- ✓ The recipe used:

**1 oz pesticide concentrate +
27 oz water = 28 oz of
pesticide solution**



Pesticide Concentrate + Diluent = Recipe of Solution

- ✓ The amount of mix or solution applied
- ✓ The application site / where was pesticide used
- ✓ The applicators name & license number

School IPM Record Keeping

N.J.A.C. 7:30 - 13.4

Non-chemical Pesticide Application Records - Example

001 - 9/13/10 - Mrs. Smith reports ants in Rm # 12. The room was checked and ants were still present when school day ended. Did deep cleaning in Rm 12 and put Rm 12 on elevated monitoring for ants.

002 - 9/14/10 - Children report that squirrels are seen 'playing' on the roof. The area of the roof where the activity was seen is checked and found to have a hole in the eve. Reported to district for repair.

003 - 10/24/10 - Mouse activity suspected in Teachers lounge. Kathy Bulger heard something this morning behind the refrigerator. The room was checked and droppings were found behind the refrigerator. Teachers room received a deep cleaning and snap traps were deployed in the room. Teachers room on elevated monitoring.

003 - 10/28/10 - One dead mouse found in snap trap. Teachers room on elevated monitoring for one additional week, unless additional activity is seen or suspected

001 - 12/2/10 - The ants are back in Rm #12. Observed by Mrs. Smith and also seen by Charlie Clocks the evening custodian . Rm 12 secluded for another deep cleaning and continued elevated monitoring.

Facilities Software is an excellent way to track non-chemical IPM activities



School IPM Regulations

Subchapter 13

13.5 Annual Notification

After the beginning of the school year:

- Annual universal notification must be provided by school Administration:
 - For each new staff member employed
 - Each parent/guardian of new students enrolled during the school year
 - School handbooks, calendars, hard copy, posted on website



School IPM Regulations

Subchapter 13

13.5 Annual Notification

(a) Provided to all parents/guardians and staff -provided by school boards, board of trustees or principal

Annual notification must include:

- IPM policy
- list of any pesticide currently in use or having been used in previous 12 months
- IPM Coordinator contact information
- Access by school community to label and MSDS maintained by IPM Coordinator
- Meeting information for policy adoption
- Precautionary statement

School IPM Annual Notice

N.J.A.C. 7:30 - 13.5

The Annual Notice should include

- ✓ IPM policy / a hard-copy of the policy must be a part of the annual notice
- ✓ list of any pesticide currently in use or having been used in the previous 12 months; both low-impact and non low-impact pesticides
- ✓ IPM Coordinator contact info
- ✓ Information regarding the school communities access to pesticide labels and MSDS maintained by IPM Coordinator
- ✓ EPA Precautionary statement

Annual Integrated Pest Management Notice For School Year 200X - 200X

Dear Parent, Guardian, or Staff Member:

This notice is being distributed to comply with the New Jersey School Integrated Pest Management Act. [insert name of school or school district] has adopted an Integrated Pest Management (IPM) Policy and has implemented an IPM Plan to comply with this law. IPM is a holistic, preventive approach to managing pests that is explained further in the school's IPM Policy included with this notice.

All schools in New Jersey are required to have an Integrated Pest Management Coordinator (IPM Coordinator) to oversee all activities related to IPM and pesticide use at the school.

The IPM Coordinator for [insert name of school] is:

Name of IPM Coordinator: _____

Business Phone number: _____

Business Address: _____

The IPM Coordinator maintains the pesticide product label, and the Material Safety Data Sheet (MSDS) (when one is available), of each pesticide product that may be used on school property. The label and the MSDS are available for review by a parent, guardian, staff member, or student attending the school. Also, the IPM Coordinator is available to parents, guardians, and staff members for information and to discuss comments about IPM activities and pesticide use at the school.

As part of a school pest management plan [insert name of school] may use pesticides to control pests. The United States Environmental Protection Agency (EPA) and the New Jersey Department of Environmental Protection (DEP) register pesticides to determine that the use of a pesticide in accordance with instructions printed on the label does not pose an unreasonable risk to human health and the environment. Nevertheless, the EPA and the DEP cannot guarantee that registered pesticides do not pose any risk to human health, thus unnecessary exposure to pesticides should be avoided. The EPA has issued the statement that where possible, persons who are potentially sensitive, such as pregnant women, infants and children, should avoid unnecessary pesticide exposure.

The following items must be included with this annual notice:

- A copy of the school or school district's IPM policy.
- The date, time and place of any meeting if one is to be held for the purpose of adopting or modifying the school integrated pest management policy or plan.
- A list of pesticides that are in use or that have been used in the past 12 months on school property.

The IPM Annual Notice is a site specific document regarding a single school, not an entire school district

School IPM Annual Notice

N.J.A.C. 7:30 - 13.5

The Annual School IPM Notice should advise the school community of the following:

- ✓ About the School IPM policy and the school's attempt to reduce exposure of students to pesticides
- ✓ That as part of an overall pest management plan some pesticides may be applied
- ✓ That the IPM Coordinator maintains the pesticide product label, and the Material Safety Data Sheet (MSDS) of each pesticide product that may be used on school property
- ✓ That pesticide application records, labels and MSDS are available for review by parents, guardians and staff members. Labels and MSDS are also available for review by students, and the IPM Coordinator is available to the school community, for information about and to receive comments on IPM activities and pesticide use at the school

School IPM Annual Notice

N.J.A.C. 7:30 - 13.5

The Annual School IPM Notice should advise the school community

- ✓ That 72 hour advanced notices will be issued to the school community before non low-impact pesticides are applied
- ✓ That when non low-impact pesticides are used signs will be posted for six (6) days; three (3) days before the application and for three (3) days following the application

The Annual School IPM Notice must also include the EPA Precautionary statement from the New Jersey School IPM Regulations

School IPM Annual Notice

N.J.A.C. 7:30 - 13.5

The EPA Statement

As part of a school pest management plan, Any-school NJ may use pesticides to control pests. The United States Environmental Protection Agency (EPA) and the New Jersey Department of Environmental Protection (DEP) register pesticides to determine that the use of a pesticide in accordance with instructions printed on the label does not pose an unreasonable risk to human health and the environment. Nevertheless, the EPA and DEP cannot guarantee that registered pesticides do not pose any risk to human health, thus unnecessary exposure to pesticides should be avoided. The EPA has issued the statement that where possible, persons who are potentially sensitive, such as pregnant women, infants and children, should avoid unnecessary pesticide exposure

Annual Integrated Pest Management Notice For School Year 200X - 200X

Dear Parent, Guardian, or Staff Member:

This notice is being distributed to comply with the New Jersey School Integrated Pest Management Act. [insert name of school or school district] has adopted an Integrated Pest Management (IPM) Policy and has implemented an IPM Plan to comply with this law. IPM is a holistic, preventive approach to managing pests that is explained further in the school's IPM Policy included with this notice.

All schools in New Jersey are required to have an Integrated Pest Management Coordinator (IPM Coordinator) to oversee all activities related to IPM and pesticide use at the school.

The IPM Coordinator for [insert name of school] is:

Name of IPM Coordinator: _____

Business Phone number: _____

Business Address: _____

The IPM Coordinator maintains the pesticide product label, and the Material Safety Data Sheet (MSDS) (when one is available), of each pesticide product that may be used on school property. The label and the MSDS are available for review by a parent, guardian, staff member, or student attending the school. Also, the IPM Coordinator is available to parents, guardians, and staff members for information and to discuss comments about IPM activities and pesticide use at the school.

As part of a school pest management plan [insert name of school] may use pesticides to control pests. The United States Environmental Protection Agency (EPA) and the New Jersey Department of Environmental Protection (DEP) register pesticides to determine that the use of a pesticide in accordance with instructions printed on the label does not pose an unreasonable risk to human health and the environment. Nevertheless, the EPA and the DEP cannot guarantee that registered pesticides do not pose any risk to human health, thus unnecessary exposure to pesticides should be avoided. The EPA has issued the statement that where possible, persons who are potentially sensitive, such as pregnant women, infants and children, should avoid unnecessary pesticide exposure.

The following items must be included with this annual notice:

- A copy of the school or school district's IPM policy.
- The date, time and place of any meeting if one is to be held for the purpose of adopting or modifying the school integrated pest management policy or plan.
- A list of pesticides that are in use or that have been used in the past 12 months on school property.

Don't Forget to Personalize it:

- Update with current School Year
- IPM Coordinator Information
 - Attach the appropriate Documents to this page for proper distribution of these materials.



School IPM Regulations

Subchapter 13

13.6 Notification/Posting – Non low-impact

(a) When **non low-impact pesticides** must be used:

- During the school year to staff, parents/guardians
- Holidays and summer months only if the school is used by children
 - Notification provided only to staff and parents/guardians of students using the school during those times

(b) 72 hour advance notification prior to pesticide application to all parents or guardians and staff



School IPM Regulations

Subchapter 13

13.6 Notification/Posting – Non low-impact

(c) Possible methods of notification provided by Administration:

- Written notice sent home with students and provided to staff members
- Telephone call
- Direct contact
- Written notice mailed at least one week prior to application
- Electronic mail



School IPM Regulations

Subchapter 13

13.6 Notification/Posting – Non low-impact

- (d) Reissue of notification by Administration when date of application extends beyond original notification period
- (e) **Posting of signs by Administration:**
- 72 hour advance posting
 - Prominent location in or adjacent to the treated area
 - Each entrance to the building or school ground
 - At least 8 ½ inches by 11 inches
 - Same information as notification provided to parents and staff
 - Posting to remain at least 72 hours following the application

Pesticide Posting Notice

NOTICE OF PESTICIDE APPLICATION

For further information regarding this notice please contact the School IPM Coordinator:

_____ Phone Number: _____
Name

The following pesticides will be used at [insert name of school]: _____

Pesticide Common Name	Pesticide Trade Name	EPA Registration Number
Pesticide Common Name	Pesticide Trade Name	EPA Registration Number

The Office of Pesticide Programs of the United States Environmental Protection Agency has stated: "Where possible, persons who potentially are sensitive, such as pregnant women, infants, and children, should avoid any unnecessary pesticide exposure."

Location of the pesticide application: _____

Reason for the pesticide application: _____

If an indoor application the date and time it is planned:

DATE _____ TIME _____

In the case of an outdoor application, 3 dates must be listed, in chronological order, on which the outdoor application may take place if the preceding date is canceled.

DATE _____ DATE _____ DATE _____

Description of the possible adverse effects of the pesticides as per the Material Safety Data Sheets for the pesticides to be used, if available:

Pesticide(s) product-label instructions and precautions related to Public Safety:

For outdoor applications, listing of three chronological dates in case of weather cancellations



School IPM

72 Hour Pre-Notification

N.J.A.C. 7:30 - 13.6

For Non-Low-Impact Pesticide Applications

Schools must provide notice at least three (3) days or 72 hours before non-low-impact pesticide applications are made to school property; inside or outside.





School IPM Regulations

Subchapter 13



13.7 Notification – Emergency

- (a) Exempt from 72 hour advance notification only if:
- (b) Notification of emergency application made within 24 hours **or** on morning of next school day to all parents, guardians and staff by Administration
 - Reason for emergency which threatened health or safety of student or staff
 - Steps to be taken to avoid future emergency application
- (c) Posting by Administration of area treated at the time of the application

School Emergency Pesticide Application Form

EMERGENCY PESTICIDE USE



To: Parents or guardians of students and staff of [insert name of school]: _____

From: IPM Coordinator: _____ Phone Number: _____

Subject: **Emergency Pesticide Use Notification**

This notice is to advise you that the following non low impact pesticide(s) were used at
[insert name of school] _____:

Pesticide common name		
Pesticide trade name		
EPA registration number		

Location of the pesticide application: _____

The date and time the indoor or outdoor application took place: _____

Reason for the pesticide application: _____

Description of the problem and the factors that qualified the problem as an emergency that threatened the health or safety of a student or staff member:

If applicable, description of steps to be taken to avoid emergency use of pesticides for this problem in the future:

Description of the possible adverse effects of the pesticide(s) as per the Material Safety Data Sheets for the pesticide(s) to be used, if available:

Pesticide product label instructions and precautions related to Public Safety:

Note: As required by law, we must advise you: "The Office of Pesticide Programs of the United States Environmental Protection Agency has stated: "Where possible, persons who potentially are sensitive, such as pregnant women, infants, and children, should avoid any unnecessary pesticide exposure."



School IPM Regulations

Subchapter 13

13.7 Notification – Emergency

- (d) Possible methods of notification provided by Administration:
 - Written notice sent home with students and provided to staff members
 - Telephone call
 - Direct contact
 - Electronic mail
- (e) Modification of IPM plan, if necessary, by Administration to minimize future emergency applications



School IPM Regulations

Subchapter 13

13.8 Non Low-Impact Pesticides-Prohibitions

- (a) Re-entry interval-academic instruction/extra-curricular activities
- As prescribed according to the pesticide label
 - 7 hour re-entry if no specific time on the label
- (b) No application when students are present unless:
- The area to be treated is separated by smoke or fire doors and a separate ventilation system, from an untreated area which is occupied by students
 - Residential areas may be treated during normal school hours when not used by school children, following notification [9.12(c)]



School IPM Regulations

Subchapter 13

13.8 Non Low-Impact Pesticides-Prohibitions

- (c) **Low impact pesticides** may be applied in areas which students will not come into contact with until:
- Sufficient time is allowed for substance to dry or settle
 - Re-entry as prescribed according to the pesticide label
 - Ventilation requirements have elapsed as prescribed on the label
- (d) Does not apply to pesticide applications for student instructional purposes and normal duties of public health officials
- (e) Commercial Applicators are not liable for damages resulting from a pesticide application at a school due to the failure of the school's Administration to provide required notification



School IPM Regulations

Re-Cap of Subchapter 13

13.1 (a)– IPM Policy (b) – 9 Elements:

- Adoption by superintendent of a school district, board of trustees of a charter school, principal/lead administrator of a private school
- Description of IPM procedures to be followed **(13.1(b))**
- Designation of IPM Coordinator **(13.3)**
- Education of school community **(13.3)**
- Record keeping requirements **(13.4)**
- Notification and posting requirements **(13.5 -13.7)**
- Pesticide Applicator Oversight (Who is applying?) **(13.3)**
- Re-entry requirements
- IPM plan development, implementation and annual review



- Home
- About C&E ▶
- Compliance Advisories ▶
- Compliance Assistance ▶
- Data Miner
- Enforcement Reports
- Open Public Records Act (OPRA)
- Supplemental Environmental Projects (SEPs)
- Self Disclosure ▶
- Stewardship ▶
- Training
- Contact Us ▶



SCHOOL IPM

New Jersey School Intergrated Pest Management (IPM) Program

Welcome to the New Jersey School IPM website

This site was created by the NJ DEP Pesticide Control Program to assist New Jersey schools in the adoption and implementation of Integrated Pest Management in compliance with state law. We have provided a resource base of regulatory information and documentation as well as links to other sources of educational information relating to IPM.

Introduction	Training	School IPM Pilot Project
Laws and Regs	Tools and Templates	PowerPoint Presentations
FAQs	Low Impact Pesticides	Links
School IPM Manual	Publications	Contacts

[New Jersey Fertilizer Law Information](#)

For all downloads from this site, right-click on your mouse and use the "save target as" selection.

Save a Tree! Please remember to print documents using the double-sided function.

DIVISIONS AND PROGRAMS

Air and Hazardous Materials Enforcement

- ▶ [Air](#)
- ▶ [Hazardous Waste](#)
- ▶ [Underground Storage Tanks \(UST\)](#)
- ▶ [Diesel Enforcement](#)
- ▶ [Local Environmental Management](#)

Licensing Operations, Solid Waste and Pesticide Enforcement

- ▶ [Solid Waste](#)
- ▶ [Pesticide Compliance](#)
- ▶ [Licensing and Pesticide Operations](#)

Water and Land Use Enforcement

- ▶ [Water](#)
- ▶ [Coastal and Land Use](#)

Templates Available

Governor CHRIS CHRISTIE • Lt. Governor KIM GUADAGNINO
NJ Home | Services A to Z | Departments/Agencies | FAQs

Search All of NJ



STATE OF NEW JERSEY
DEPARTMENT OF ENVIRONMENTAL PROTECTION
COMPLIANCE & ENFORCEMENT



DEP Home | About DEP | Index by Topic | Programs/Units | DEP Online



- Home
- About C&E ▶
- Compliance Advisories ▶
- Compliance Assistance ▶
- Data Miner
- Enforcement Reports
- Open Public Records Act (OPRA)
- Supplemental Environmental Projects (SEPs)
- Self Disclosure ▶
- Stewardship ▶
- Training
- Contact Us ▶

New Jersey School Intergrated Pest Management (IPM) Program

Tools and Templates

- ◆ Model IPM Policy [download word](#) or [pdf](#)
- ◆ Guidance for IPM Plan [download word](#) or [pdf](#)
- ◆ Model IPM Plan [download word](#) or [pdf](#)
- ◆ Model Contract [download word](#) or [pdf](#)
- ◆ Annual Notification Form [download word](#) or [pdf](#)
- ◆ 72 Hour Notification Form [download word](#) or [pdf](#)
- ◆ Emergency Notification Form [download word](#) or [pdf](#)
- ◆ Posting Form [download word](#) or [pdf](#)
- ◆ School Applications Record Form [download word](#) or [pdf](#)
- ◆ Compliance Certification Form [download word](#) or [pdf](#)

- DIVISIONS AND PROGRAMS**
- Air and Hazardous Materials Enforcement**
 - ▶ Air
 - ▶ Hazardous Waste
 - ▶ Underground Storage Tanks (UST)
 - ▶ Diesel Enforcement
 - ▶ Local Environmental Management
- Licensing Operations, Solid Waste and Pesticide Enforcement**
 - ▶ Solid Waste
 - ▶ Pesticide Compliance
 - ▶ Licensing and Pesticide Operations
- Water and Land Use Enforcement**
 - ▶ Water
 - ▶ Coastal and Land Use

Integrated Pest Management in Schools

N.J.A.C. 7:30-13

Amanda Lotto

(609) 984-6908

Amanda.lotto@Dep.NJ.Gov

Nancy Santiago

(609) 984 – 6914

Nancy.Santiago@Dep.NJ.Gov



NJ Dept. of Environmental Protection
Pesticide Control Program
PO Box 411, Trenton, NJ 08625

WWW.NJIPM.ORG

Thank You!

References Used In This Presentation

This presentation contains materials that have been adapted from Rutgers. The State University of New Jersey.

<http://edis.ifas.ufl.edu/copyright.html>

(University of Florida IFAS Extension, 2008)

www.njipm.org (NJDEP , August 8th, 2014)