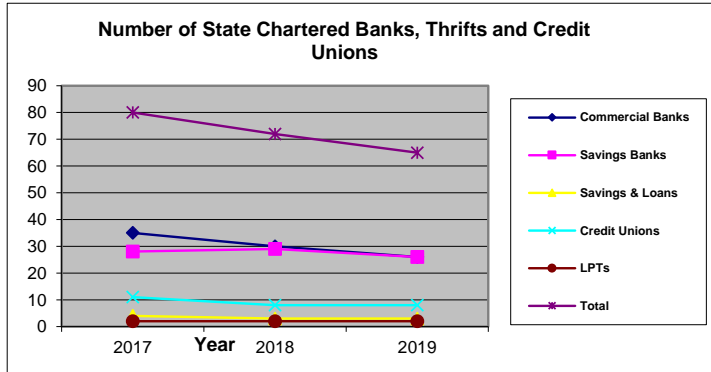
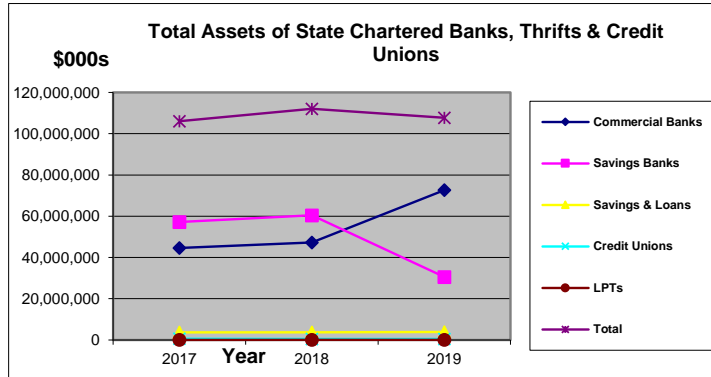


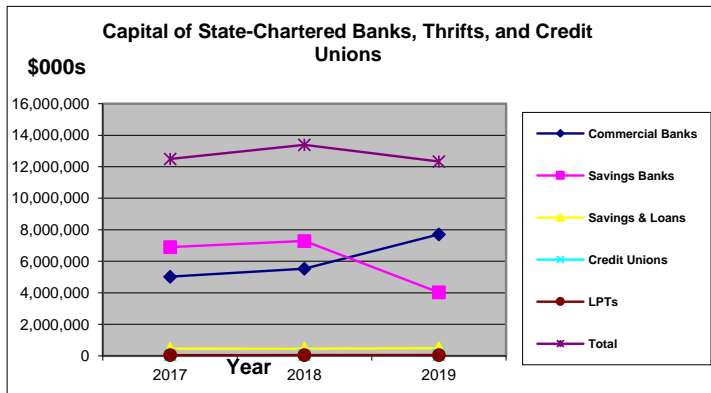
Summary Statistics of State-Chartered Banks, Thrifts and Credit Unions 12/31/2017 -- 12/31/2019



Type of Banks	31-Dec-17	31-Dec-18	31-Dec-19
	Number of Institutions	Number of Institutions	Number of Institutions
Commercial Banks	35	30	26
Savings Banks	28	29	26
Savings & Loans	4	3	3
Credit Unions	11	8	8
LPTs	2	2	2
Total	80	72	65

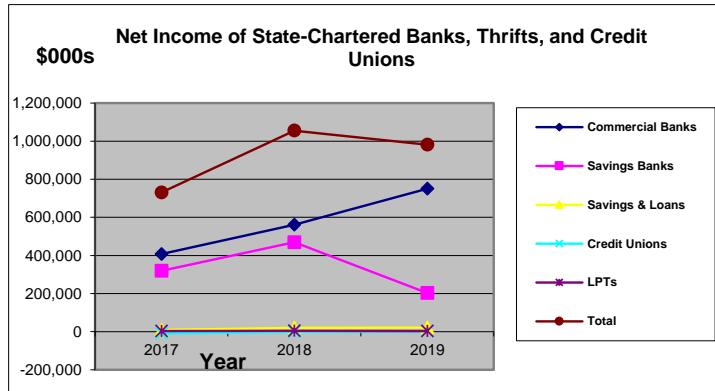


Type of Banks	31-Dec-17	31-Dec-18	31-Dec-19
	Total Assets (\$000s)	Total Assets (\$000s)	Total Assets (\$000s)
Commercial Banks	44,600,255	47,296,225	72,626,924
Savings Banks	57,117,162	60,455,724	30,585,304
Savings & Loans	3,690,764	3,770,635	3,889,960
Credit Unions	597,049	502,571	498,101
LPTs	47,323	51,628	69,755
Total	106,052,553	112,076,783	107,670,044

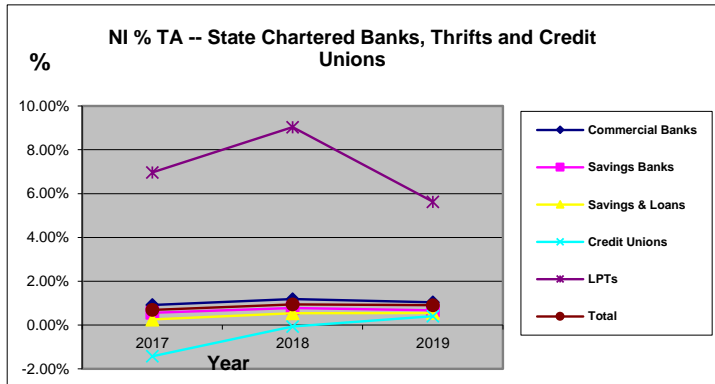


Type of Banks	31-Dec-17	31-Dec-18	31-Dec-19
	Total Capital (\$000s)	Total Capital (\$000s)	Total Capital (\$000s)
Commercial Banks	5,026,512	5,536,093	7,709,614
Savings Banks	6,906,011	7,293,130	4,027,949
Savings & Loans	457,184	461,157	487,983
Credit Unions	51,722	48,347	50,276
LPTs	45,187	49,793	53,945
Total	12,486,616	13,388,520	12,329,767

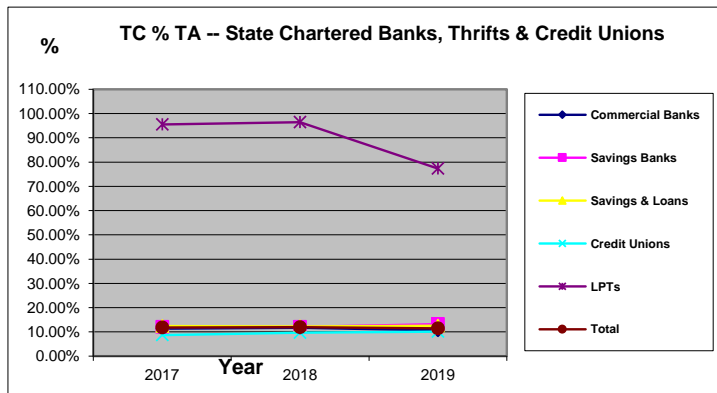
Summary Statistics of State-Chartered Banks, Thrifts and Credit Unions 12/31/2017 -- 12/31/2019



Type of Banks	31-Dec-17	31-Dec-18	31-Dec-19
	Net Income (\$000s)	Net Income (\$000s)	Net Income (\$000s)
Commercial Banks	407,738	560,937	750,448
Savings Banks	319,185	469,566	203,180
Savings & Loans	9,389	20,054	21,299
Credit Unions	-8,522	-303	2,011
LPTs	3,296	4,665	3,928
Total	731,086	1,054,919	980,866



Type of Banks	31-Dec-17	31-Dec-18	31-Dec-19
	Net Income % of Tot Assets	Net Income % of Tot Assets	Net Income % of Tot Assets
Commercial Banks	0.91%	1.19%	1.03%
Savings Banks	0.56%	0.78%	0.66%
Savings & Loans	0.25%	0.53%	0.55%
Credit Unions	-1.43%	-0.06%	0.40%
LPTs	6.96%	9.04%	5.63%
Total	0.69%	0.94%	0.91%



Type of Banks	31-Dec-17	31-Dec-18	31-Dec-19
	Tot Capital % of Tot Assets	Tot Capital % of Tot Assets	Tot Capital % of Tot Assets
Commercial Banks	11.27%	11.71%	10.62%
Savings Banks	12.09%	12.06%	13.17%
Savings & Loans	12.39%	12.23%	12.54%
Credit Unions	8.66%	9.62%	10.09%
LPTs	95.49%	96.45%	77.33%
Total	11.77%	11.95%	11.45%