



HEALTH ANNUAL STATEMENT

AS OF DECEMBER 31, 2019
OF THE CONDITION AND AFFAIRS OF THE

Aetna Health Inc. (a New Jersey corporation)

NAIC Group Code 0001 0001 NAIC Company Code 95287 Employer's ID Number 52-1270921
(Current) (Prior)
 Organized under the Laws of New Jersey State of Domicile or Port of Entry NJ
 Country of Domicile United States of America
 Licensed as business type: Health Maintenance Organization
 Is HMO Federally Qualified? Yes [] No [X]
 Incorporated/Organized 05/18/1982 Commenced Business 03/01/1983
 Statutory Home Office 9 Entin Road, Suite 203 Parsippany, NJ, US 07054
(Street and Number) (City or Town, State, Country and Zip Code)
 Main Administrative Office 1425 Union Meeting Road
(Street and Number)
Blue Bell, PA, US 19422 800-872-3862
(City or Town, State, Country and Zip Code) (Area Code) (Telephone Number)
 Mail Address 1425 Union Meeting Road, U23S Blue Bell, PA, US 19422
(Street and Number or P.O. Box) (City or Town, State, Country and Zip Code)
 Primary Location of Books and Records 9 Entin Road, Suite 203
(Street and Number)
Parsippany, NJ, US 07054 973-244-3500
(City or Town, State, Country and Zip Code) (Area Code) (Telephone Number)
 Internet Website Address www.aetna.com
 Statutory Statement Contact Steven Matthew Conte 215-775-6508
(Name) (Area Code) (Telephone Number)
Aetna.HMOReporting@aetna.com 860-262-7767
(E-mail Address) (FAX Number)

OFFICERS

President Michael Sebastian Costa Principal Financial Officer and Controller Robert Joseph Parslow #
 Vice President and Secretary Edward Chung-I Lee

OTHER

Kevin James Casey, Senior Investment Officer Steven Matthew Conte, Assistant Controller # Peter Keller, Assistant Controller #
Bryan James Lane, Assistant Controller # Gregory Stephen Martino, Vice President William Stephen Maynes, Assistant Controller #
Tracy Louise Smith, Vice President and Treasurer #

DIRECTORS OR TRUSTEES

Ellen Dworkin Anderson Michael Sebastian Costa David Michael Lasaracino

The officers of this reporting entity being duly sworn, each depose and say that they are the described officers of said reporting entity, and that on the reporting period stated above, all of the herein described assets were the absolute property of the said reporting entity, free and clear from any liens or claims thereon, except as herein stated, and that this statement, together with related exhibits, schedules and explanations therein contained, annexed or referred to, is a full and true statement of all the assets and liabilities and of the condition and affairs of the said reporting entity as of the reporting period stated above, and of its income and deductions therefrom for the period ended, and have been completed in accordance with the NAIC Annual Statement Instructions and Accounting Practices and Procedures manual except to the extent that: (1) state law may differ; or, (2) that state rules or regulations require differences in reporting not related to accounting practices and procedures, according to the best of their information, knowledge and belief, respectively. Furthermore, the scope of this attestation by the described officers also includes the related corresponding electronic filing with the NAIC, when required, that is an exact copy (except for formatting differences due to electronic filing) of the enclosed statement. The electronic filing may be requested by various regulators in lieu of or in addition to the enclosed statement.

Michael Sebastian Costa
 President

Edward Chung-I Lee
 Vice President and Secretary

Robert Joseph Parslow
 Principal Financial Officer and Controller

State of..... New Jersey
 County of..... Morris
 Subscribed and sworn to before me this
5th day of February, 2020




 NOTARY PUBLIC (Seal)

State of..... Connecticut
 County of..... Hartford
 Subscribed and sworn to before me this
17 day of February, 2020

 NOTARY PUBLIC (Seal)

State of..... Connecticut
 County of..... Hartford
 Subscribed and sworn to before me this
21 day of February, 2020

 NOTARY PUBLIC (Seal)



- a. Is this an original filing? Yes [X] No []
 b. If no,
 1. State the amendment number
 2. Date filed
 3. Number of pages attached.....

ANNUAL STATEMENT FOR THE YEAR 2019 OF THE Aetna Health Inc. (a New Jersey corporation)
EXHIBIT 2 - ACCIDENT AND HEALTH PREMIUMS DUE AND UNPAID

1 Name of Debtor	2 1 - 30 Days	3 31 - 60 Days	4 61 - 90 Days	5 Over 90 Days	6 Nonadmitted	7 Admitted
0199999 Total individuals.....	0	0	0	0	0	0
Group Subscribers:						
Federal Employees Health	2,140,343	1,922,918	0	0	0	4,063,261
0299997. Group subscriber subtotal	2,140,343	1,922,918	0	0	0	4,063,261
0299998. Premiums due and unpaid not individually listed	469,043	(156,092)	127,651	1,405,437	1,617,916	228,123
0299999. Total group	2,609,386	1,766,826	127,651	1,405,437	1,617,916	4,291,384
0399999. Premiums due and unpaid from Medicare entities	27,751,138	2,122,791	42,247	5,792	144,064	29,777,904
0499999. Premiums due and unpaid from Medicaid entities	0	0	0	0	0	0
0599999 Accident and health premiums due and unpaid (Page 2, Line 15)	30,360,524	3,889,617	169,898	1,411,229	1,761,980	34,069,288

EXHIBIT 3 - HEALTH CARE RECEIVABLES

1 Name of Debtor	2 1 - 30 Days	3 31 - 60 Days	4 61 - 90 Days	5 Over 90 Days	6 Nonadmitted	7 Admitted
Aetna Health Management, LLC	2,978,793	0	0	0	0	2,978,793
0199998. Aggregate Pharmaceutical Rebate Receivables Not Individually Listed	0	0	0	0	0	0
0199999. Total Pharmaceutical Rebate Receivables	2,978,793	0	0	0	0	2,978,793
0299998. Aggregate Claim Overpayment Receivables Not Individually Listed	0	0	0	0	0	0
0299999. Total Claim Overpayment Receivables	0	0	0	0	0	0
0399998. Aggregate Loans and Advances to Providers Not Individually Listed	0	0	0	0	0	0
0399999. Total Loans and Advances to Providers	0	0	0	0	0	0
0499998. Aggregate Capitation Arrangement Receivables Not Individually Listed	0	0	0	0	0	0
0499999. Total Capitation Arrangement Receivables	0	0	0	0	0	0
0599998. Aggregate Risk Sharing Receivables Not Individually Listed	0	0	0	0	0	0
0599999. Total Risk Sharing Receivables	0	0	0	0	0	0
Aetna Health Management, LLC	832,781	0	0	0	0	832,781
0699998. Aggregate Other Receivables Not Individually Listed	0	0	0	0	0	0
0699999. Total Other Receivables	832,781	0	0	0	0	832,781
0799999 Gross health care receivables	3,811,574	0	0	0	0	3,811,574

EXHIBIT 3A - ANALYSIS OF HEALTH CARE RECEIVABLES COLLECTED AND ACCRUED

Type of Health Care Receivable	Health Care Receivables Collected During the Year		Health Care Receivables Accrued as of December 31 of Current Year		5 Health Care Receivables in Prior Years (Columns 1 + 3)	6 Estimated Health Care Receivables Accrued as of December 31 of Prior Year
	1 On Amounts Accrued Prior to January 1 of Current Year	2 On Amounts Accrued During the Year	3 On Amounts Accrued December 31 of Prior Year	4 On Amounts Accrued During the Year		
1. Pharmaceutical rebate receivables	1,326,510	31,663,146	0	2,978,793	1,326,510	2,492,123
2. Claim overpayment receivables	0	0	0	0	0	0
3. Loans and advances to providers	0	0	0	0	0	0
4. Capitation arrangement receivables	0	0	0	0	0	0
5. Risk sharing receivables	0	0	0	0	0	0
6. Other health care receivables.....	0	7,799,607	0	832,781	0	0
7. Totals (Lines 1 through 6)	1,326,510	39,462,753	0	3,811,574	1,326,510	2,492,123

Note that the accrued amounts in Columns 3, 4, and 6 are the total health care receivables, not just the admitted portion.

EXHIBIT 4 - CLAIMS UNPAID AND INCENTIVE POOL, WITHHOLD AND BONUS (Reported and Unreported)

Aging Analysis of Unpaid Claims

1 Account	2 1 - 30 Days	3 31 - 60 Days	4 61 - 90 Days	5 91 - 120 Days	6 Over 120 Days	7 Total
Claims Unpaid (Reported)						
Aging based on claims in process of adjudication as of 12/31/2019	0	0	0	0	0	0
0199999. Individually listed claims unpaid	0	0	0	0	0	0
0299999. Aggregate accounts not individually listed- uncovered	95,120	238	117	77	3,247	98,799
0399999. Aggregate accounts not individually listed-covered	5,734,200	3,993	1,964	1,292	54,536	5,795,985
0499999. Subtotals	5,829,320	4,231	2,081	1,369	57,783	5,894,784
0599999. Unreported claims and other claim reserves						64,905,441
0699999. Total amounts withheld						0
0799999. Total claims unpaid						70,800,225
.....						
.....						
.....						
.....						
.....						
.....						
.....						
.....						
.....						
.....						
.....						
0899999 Accrued medical incentive pool and bonus amounts						5,089,608

EXHIBIT 5 - AMOUNTS DUE FROM PARENT, SUBSIDIARIES AND AFFILIATES

1 Name of Affiliate	2 1 - 30 Days	3 31 - 60 Days	4 61 - 90 Days	5 Over 90 Days	6 Nonadmitted	Admitted	
						7 Current	8 Non-Current
NONE							
0399999 Total gross amounts receivable							

EXHIBIT 7 PART 1- SUMMARY OF TRANSACTIONS WITH PROVIDERS

Payment Method	1 Direct Medical Expense Payment	2 Column 1 as a % of Total Payments	3 Total Members Covered	4 Column 3 as a % of Total Members	5 Column 1 Expenses Paid to Affiliated Providers	6 Column 1 Expenses Paid to Non-Affiliated Providers
Capitation Payments:						
1. Medical groups	11,994,800	1.7	810,778	1,201.3	0	11,994,800
2. Intermediaries	0	0.0	0	0.0	0	0
3. All other providers	164,974	0.0	0	0.0	0	164,974
4. Total capitation payments	12,159,774	1.8	810,778	1,201.3	0	12,159,774
Other Payments:						
5. Fee-for-service	32,536,170	4.7	XXX	XXX	0	32,536,170
6. Contractual fee payments	546,399,233	78.8	XXX	XXX	0	546,399,233
7. Bonus/withhold arrangements - fee-for-service	0	0.0	XXX	XXX	0	0
8. Bonus/withhold arrangements - contractual fee payments	6,539,297	0.9	XXX	XXX	0	6,539,297
9. Non-contingent salaries	0	0.0	XXX	XXX	0	0
10. Aggregate cost arrangements	0	0.0	XXX	XXX	0	0
11. All other payments	95,650,107	13.8	XXX	XXX	95,650,107	0
12. Total other payments	681,124,807	98.2	XXX	XXX	95,650,107	585,474,700
13. TOTAL (Line 4 plus Line 12)	693,284,581	100%	XXX	XXX	95,650,107	597,634,474

EXHIBIT 7 - PART 2 - SUMMARY OF TRANSACTIONS WITH INTERMEDIARIES

1 NAIC Code	2 Name of Intermediary	3 Capitation Paid	4 Average Monthly Capitation	5 Intermediary's Total Adjusted Capital	6 Intermediary's Authorized Control Level RBC
NONE					
9999999 Totals			XXX	XXX	XXX

Exhibit 8 - Furniture and Equipment Owned

N O N E



ANNUAL STATEMENT FOR THE YEAR 2019 OF THE Aetna Health Inc. (a New Jersey corporation)

EXHIBIT OF PREMIUMS, ENROLLMENT AND UTILIZATION (a)

REPORT FOR: 1. CORPORATION

Aetna Health Inc. (a New Jersey corporation)

2. Parsippany, NJ

NAIC Group Code	0001	BUSINESS IN THE STATE OF		DURING THE YEAR							(LOCATION)	
		New Jersey		2019							NAIC Company Code	
		1	Comprehensive (Hospital & Medical)		4	5	6	7	8	9	10	
	Total	2	3	Medicare Supplement	Vision Only	Dental Only	Federal Employees Health Benefit Plan	Title XVIII Medicare	Title XIX Medicaid	Other		
Total Members at end of:												
1. Prior Year	62,384	0	15,383	0	0	0	2,241	44,760	0	0		
2. First Quarter	67,423	0	13,256	0	0	0	1,989	52,178	0	0		
3. Second Quarter	67,682	0	12,783	0	0	0	1,930	52,969	0	0		
4. Third Quarter	67,418	0	11,886	0	0	0	1,876	53,656	0	0		
5. Current Year	67,494	0	11,739	0	0	0	1,849	53,906	0	0		
6. Current Year Member Months	810,778	0	151,625	0	0	0	23,182	635,971	0	0		
Total Member Ambulatory Encounters for Year:												
7. Physician	1,992,446	0	940,053	0	0	0	50,906	1,001,487	0	0		
8. Non-Physician	1,291,940	0	576,997	0	0	0	43,985	670,958	0	0		
9. Total	3,284,386	0	1,517,050	0	0	0	94,891	1,672,445	0	0		
10. Hospital Patient Days Incurred	115,297	0	42,437	0	0	0	3,268	69,592	0	0		
11. Number of Inpatient Admissions	11,581	0	4,566	0	0	0	324	6,691	0	0		
12. Health Premiums Written (b)	749,041,683	0	95,763,132	0	0	0	26,847,357	626,431,194	0	0		
13. Life Premiums Direct	0	0	0	0	0	0	0	0	0	0		
14. Property/Casualty Premiums Written	0	0	0	0	0	0	0	0	0	0		
15. Health Premiums Earned	749,523,637	0	95,799,083	0	0	0	27,293,360	626,431,194	0	0		
16. Property/Casualty Premiums Earned	0	0	0	0	0	0	0	0	0	0		
17. Amount Paid for Provision of Health Care Services	693,284,581	(7,602)	84,767,026	0	0	0	23,643,777	584,881,380	0	0		
18. Amount Incurred for Provision of Health Care Services	706,099,825	(7,604)	81,284,623	0	0	0	22,768,382	602,054,424	0	0		

(a) For health business: number of persons insured under PPO managed care products0 and number of persons insured under indemnity only products0 .

(b) For health premiums written: amount of Medicare Title XVIII exempt from state taxes or fees \$626,431,194

30 NJ



ANNUAL STATEMENT FOR THE YEAR 2019 OF THE Aetna Health Inc. (a New Jersey corporation)

EXHIBIT OF PREMIUMS, ENROLLMENT AND UTILIZATION (a)

REPORT FOR: 1. CORPORATION

Aetna Health Inc. (a New Jersey corporation)

2. Parsippany, NJ

NAIC Group Code	0001	BUSINESS IN THE STATE OF	(LOCATION)									
			Grand Total		DURING THE YEAR			2019			NAIC Company Code	95287
			1	Comprehensive (Hospital & Medical)		4	5	6	7	8	9	10
Total	2	3	Medicare Supplement	Vision Only	Dental Only	Federal Employees Health Benefit Plan	Title XVIII Medicare	Title XIX Medicaid	Other			
Total Members at end of:												
1. Prior Year	62,384	0	15,383	0	0	0	2,241	44,760	0	0		
2. First Quarter	67,423	0	13,256	0	0	0	1,989	52,178	0	0		
3. Second Quarter	67,682	0	12,783	0	0	0	1,930	52,969	0	0		
4. Third Quarter	67,418	0	11,886	0	0	0	1,876	53,656	0	0		
5. Current Year	67,494	0	11,739	0	0	0	1,849	53,906	0	0		
6. Current Year Member Months	810,778	0	151,625	0	0	0	23,182	635,971	0	0		
Total Member Ambulatory Encounters for Year:												
7. Physician	1,992,446	0	940,053	0	0	0	50,906	1,001,487	0	0		
8. Non-Physician	1,291,940	0	576,997	0	0	0	43,985	670,958	0	0		
9. Total	3,284,386	0	1,517,050	0	0	0	94,891	1,672,445	0	0		
10. Hospital Patient Days Incurred	115,297	0	42,437	0	0	0	3,268	69,592	0	0		
11. Number of Inpatient Admissions	11,581	0	4,566	0	0	0	324	6,691	0	0		
12. Health Premiums Written (b)	749,041,683	0	95,763,132	0	0	0	26,847,357	626,431,194	0	0		
13. Life Premiums Direct	0	0	0	0	0	0	0	0	0	0		
14. Property/Casualty Premiums Written	0	0	0	0	0	0	0	0	0	0		
15. Health Premiums Earned	749,523,637	0	95,799,083	0	0	0	27,293,360	626,431,194	0	0		
16. Property/Casualty Premiums Earned	0	0	0	0	0	0	0	0	0	0		
17. Amount Paid for Provision of Health Care Services	693,284,581	(7,602)	84,767,026	0	0	0	23,643,777	584,881,380	0	0		
18. Amount Incurred for Provision of Health Care Services	706,099,825	(7,604)	81,284,623	0	0	0	22,768,382	602,054,424	0	0		

(a) For health business: number of persons insured under PPO managed care products0 and number of persons insured under indemnity only products0 .

(b) For health premiums written: amount of Medicare Title XVIII exempt from state taxes or fees \$626,431,194

30.GT

SCHEDULE S - PART 1 - SECTION 2

Reinsurance Assumed Accident and Health Insurance Listed by Reinsured Company as of December 31, Current Year

1 NAIC Company Code	2 ID Number	3 Effective Date	4 Name of Reinsured	5 Domiciliary Jurisdiction	6 Type of Reinsurance Assumed	7 Type of Business Assumed	8 Premiums	9 Unearned Premiums	10 Reserve Liability Other Than for Unearned Premiums	11 Reinsurance Payable on Paid and Unpaid Losses	12 Modified Coinsurance Reserve	13 Funds Withheld Under Coinsurance
NONE												
9999999 - Totals												

ANNUAL STATEMENT FOR THE YEAR 2019 OF THE Aetna Health Inc. (a New Jersey corporation)

SCHEDULE S - PART 2

Reinsurance Recoverable on Paid and Unpaid Losses Listed by Reinsuring Company as of December 31, Current Year

1 NAIC Company Code	2 ID Number	3 Effective Date	4 Name of Company	5 Domiciliary Jurisdiction	6 Paid Losses	7 Unpaid Losses
0399999	Total Life and Annuity - U.S. Affiliates				0	0
0699999	Total Life and Annuity - Non-U.S. Affiliates				0	0
0799999	Total Life and Annuity - Affiliates				0	0
1099999	Total Life and Annuity - Non-Affiliates				0	0
1199999	Total Life and Annuity				0	0
1499999	Total Accident and Health - U.S. Affiliates				0	0
1799999	Total Accident and Health - Non-U.S. Affiliates				0	0
1899999	Total Accident and Health - Affiliates				0	0
00000	AA-3770333	04/01/2014	Fresenius Medical Care Reinsurance Company (Cayman) LTD	CYM	0	946,232
2099999	Accident and Health - Non-U.S. Non-Affiliates				0	946,232
2199999	Total Accident and Health - Non-Affiliates				0	946,232
2299999	Total Accident and Health				0	946,232
2399999	Total U.S. (Sum of 0399999, 0899999, 1499999 and 1999999)				0	0
2499999	Total Non-U.S. (Sum of 0699999, 0999999, 1799999 and 2099999)				0	946,232
9999999	Totals - Life, Annuity and Accident and Health				0	946,232

ANNUAL STATEMENT FOR THE YEAR 2019 OF THE Aetna Health Inc. (a New Jersey corporation)

SCHEDULE S - PART 3 - SECTION 2

Reinsurance Ceded Accident and Health Insurance Listed by Reinsuring Company as of December 31, Current Year

1 NAIC Company Code	2 ID Number	3 Effective Date	4 Name of Company	5 Domi- ciliary Juris- diction	6 Type of Reinsurance Ceded	7 Type of Business Ceded	8 Premiums	9 Unearned Premiums (Estimated)	10 Reserve Credit Taken Other than for Unearned Premiums	Outstanding Surplus Relief		13 Modified Coinsurance Reserve	14 Funds Withheld Under Coinsurance
										11 Current Year	12 Prior Year		
0399999	Total General Account - Authorized U.S. Affiliates						0	0	0	0	0	0	0
0699999	Total General Account - Authorized Non-U.S. Affiliates						0	0	0	0	0	0	0
0799999	Total General Account - Authorized Affiliates						0	0	0	0	0	0	0
1099999	Total General Account - Authorized Non-Affiliates						0	0	0	0	0	0	0
1199999	Total General Account Authorized						0	0	0	0	0	0	0
1499999	Total General Account - Unauthorized U.S. Affiliates						0	0	0	0	0	0	0
1799999	Total General Account - Unauthorized Non-U.S. Affiliates						0	0	0	0	0	0	0
1899999	Total General Account - Unauthorized Affiliates						0	0	0	0	0	0	0
00000	AA-3770333	04/01/2014	Fresenius Medical Care Reinsurance Company (Cayman) LTD	NJ	Health - Specific Stop Loss - All Medical Combined - Individual		10,270,648	0	0	0	0	0	1,027,736
1999999	General Account - Unauthorized U.S. Non-Affiliates						10,270,648	0	0	0	0	0	1,027,736
2199999	Total General Account - Unauthorized Non-Affiliates						10,270,648	0	0	0	0	0	1,027,736
2299999	Total General Account Unauthorized						10,270,648	0	0	0	0	0	1,027,736
2599999	Total General Account - Certified U.S. Affiliates						0	0	0	0	0	0	0
2899999	Total General Account - Certified Non-U.S. Affiliates						0	0	0	0	0	0	0
2999999	Total General Account - Certified Affiliates						0	0	0	0	0	0	0
3299999	Total General Account - Certified Non-Affiliates						0	0	0	0	0	0	0
3399999	Total General Account Certified						0	0	0	0	0	0	0
3499999	Total General Account Authorized, Unauthorized and Certified						10,270,648	0	0	0	0	0	1,027,736
3799999	Total Separate Accounts - Authorized U.S. Affiliates						0	0	0	0	0	0	0
4099999	Total Separate Accounts - Authorized Non-U.S. Affiliates						0	0	0	0	0	0	0
4199999	Total Separate Accounts - Authorized Affiliates						0	0	0	0	0	0	0
4499999	Total Separate Accounts - Authorized Non-Affiliates						0	0	0	0	0	0	0
4599999	Total Separate Accounts Authorized						0	0	0	0	0	0	0
4899999	Total Separate Accounts - Unauthorized U.S. Affiliates						0	0	0	0	0	0	0
5199999	Total Separate Accounts - Unauthorized Non-U.S. Affiliates						0	0	0	0	0	0	0
5299999	Total Separate Accounts - Unauthorized Affiliates						0	0	0	0	0	0	0
5599999	Total Separate Accounts - Unauthorized Non-Affiliates						0	0	0	0	0	0	0
5699999	Total Separate Accounts Unauthorized						0	0	0	0	0	0	0
5999999	Total Separate Accounts - Certified U.S. Affiliates						0	0	0	0	0	0	0
6299999	Total Separate Accounts - Certified Non-U.S. Affiliates						0	0	0	0	0	0	0
6399999	Total Separate Accounts - Certified Affiliates						0	0	0	0	0	0	0
6699999	Total Separate Accounts - Certified Non-Affiliates						0	0	0	0	0	0	0
6799999	Total Separate Accounts Certified						0	0	0	0	0	0	0
6899999	Total Separate Accounts Authorized, Unauthorized and Certified						0	0	0	0	0	0	0
6999999	Total U.S. (Sum of 0399999, 0899999, 1499999, 1999999, 2599999, 3099999, 3799999, 4299999, 4899999, 5399999, 5999999 and 6499999)						10,270,648	0	0	0	0	0	1,027,736
7099999	Total Non-U.S. (Sum of 0699999, 0999999, 1799999, 2099999, 2899999, 3199999, 4099999, 4399999, 5199999, 5499999, 6299999 and 6599999)						0	0	0	0	0	0	0
9999999	Totals						10,270,648	0	0	0	0	0	1,027,736

ANNUAL STATEMENT FOR THE YEAR 2019 OF THE Aetna Health Inc. (a New Jersey corporation)

SCHEDULE S - PART 4

Reinsurance Ceded to Unauthorized Companies

1 NAIC Company Code	2 ID Number	3 Effective Date	4 Name of Reinsurer	5 Reserve Credit Taken	6 Paid and Unpaid Losses Recoverable (Debit)	7 Other Debits	8 Total (Cols.5+6+7)	9 Letters of Credit	10 Issuing or Confirming Bank Reference Number (a)	11 Trust Agreements	12 Funds Deposited by and Withheld from Reinsurers	13 Other	14 Miscellaneous Balances (Credit)	15 Sum of Cols. 9+11+12+13 +14 but not in Excess of Col. 8
00000	AA-3770333	04/01/2014	Fresenius Medical Care Reinsurance Company (Cayman) Ltd	0	946,232	0	946,232	0			1,027,736	0	0	946,232
0299999			General Account - Life and Annuity U.S. Affiliates - Other	0	946,232	0	946,232	0	XXX	0	1,027,736	0	0	946,232
0399999			Total General Account - Life and Annuity U.S. Affiliates	0	946,232	0	946,232	0	XXX	0	1,027,736	0	0	946,232
0699999			Total General Account - Life and Annuity Non-U.S. Affiliates	0	0	0	0	0	XXX	0	0	0	0	0
0799999			Total General Account - Life and Annuity Affiliates	0	946,232	0	946,232	0	XXX	0	1,027,736	0	0	946,232
1099999			Total General Account - Life and Annuity Non-Affiliates	0	0	0	0	0	XXX	0	0	0	0	0
1199999			Total General Account Life and Annuity	0	946,232	0	946,232	0	XXX	0	1,027,736	0	0	946,232
1499999			Total General Account - Accident and Health U.S. Affiliates	0	0	0	0	0	XXX	0	0	0	0	0
1799999			Total General Account - Accident and Health Non-U.S. Affiliates	0	0	0	0	0	XXX	0	0	0	0	0
1899999			Total General Account - Accident and Health Affiliates	0	0	0	0	0	XXX	0	0	0	0	0
2199999			Total General Account - Accident and Health Non-Affiliates	0	0	0	0	0	XXX	0	0	0	0	0
2299999			Total General Account Accident and Health	0	0	0	0	0	XXX	0	0	0	0	0
2399999			Total General Account	0	946,232	0	946,232	0	XXX	0	1,027,736	0	0	946,232
2699999			Total Separate Accounts - U.S. Affiliates	0	0	0	0	0	XXX	0	0	0	0	0
2999999			Total Separate Accounts - Non-U.S. Affiliates	0	0	0	0	0	XXX	0	0	0	0	0
3099999			Total Separate Accounts - Affiliates	0	0	0	0	0	XXX	0	0	0	0	0
3399999			Total Separate Accounts - Non-Affiliates	0	0	0	0	0	XXX	0	0	0	0	0
3499999			Total Separate Accounts	0	0	0	0	0	XXX	0	0	0	0	0
3599999			Total U.S. (Sum of 0399999, 0899999, 1499999, 1999999, 2699999 and 3199999)	0	946,232	0	946,232	0	XXX	0	1,027,736	0	0	946,232
3699999			Total Non-U.S. (Sum of 0699999, 0999999, 1799999, 2099999, 2999999 and 3299999)	0	0	0	0	0	XXX	0	0	0	0	0
9999999			Totals	0	946,232	0	946,232	0	XXX	0	1,027,736	0	0	946,232

(a)

Issuing or Confirming Bank Reference Number	Letters of Credit Code	American Bankers Association (ABA) Routing Number	Issuing or Confirming Bank Name	Letters of Credit Amount
NONE				

Schedule S - Part 5

NONE

Schedule S - Part 5 - Bank Footnote

NONE

SCHEDULE S - PART 6

Five Year Exhibit of Reinsurance Ceded Business (\$000 Omitted)

	1 2019	2 2018	3 2017	4 2016	5 2015
A. OPERATIONS ITEMS					
1. Premiums	0	0	2,448	5,757	7,504
2. Title XVIII - Medicare	10,271	10,132	7,872	5,786	4,328
3. Title XIX - Medicaid	0	0	0	0	0
4. Commissions and reinsurance expense allowance	0	0	0	0	0
5. Total hospital and medical expenses	0	0	(7,795)	(6,395)	(5,441)
B. BALANCE SHEET ITEMS					
6. Premiums receivable	0	0	0	0	0
7. Claims payable	946	812	1,161	494	398
8. Reinsurance recoverable on paid losses	0	0	0	0	0
9. Experience rating refunds due or unpaid	0	0	0	0	0
10. Commissions and reinsurance expense allowances due	0	0	0	0	0
11. Unauthorized reinsurance offset	1,028	1,013	1,456	653	452
12. Offset for reinsurance with Certified Reinsurers	0	0	0	0	0
C. UNAUTHORIZED REINSURANCE (DEPOSITS BY AND FUNDS WITHHELD FROM)					
13. Funds deposited by and withheld from (F)	1,028	1,013	1,456	653	452
14. Letters of credit (L)	0	0	0	0	0
15. Trust agreements (T)	0	0	0	0	0
16. Other (O)	0	0	0	0	0
D. REINSURANCE WITH CERTIFIED REINSURERS (DEPOSITS BY AND FUNDS WITHHELD FROM)					
17. Multiple Beneficiary Trust	0	0	0	0	0
18. Funds deposited by and withheld from (F)	0	0	0	0	0
19. Letters of credit (L)	0	0	0	0	0
20. Trust agreements (T)	0	0	0	0	0
21. Other (O)	0	0	0	0	0

SCHEDULE S - PART 7

Restatement of Balance Sheet to Identify Net Credit For Ceded Reinsurance

	1 As Reported (net of ceded)	2 Restatement Adjustments	3 Restated (gross of ceded)
ASSETS (Page 2, Col. 3)			
1. Cash and invested assets (Line 12)	207,585,245	0	207,585,245
2. Accident and health premiums due and unpaid (Line 15)	34,768,799	0	34,768,799
3. Amounts recoverable from reinsurers (Line 16.1)	0	0	0
4. Net credit for ceded reinsurance	XXX	(81,504)	(81,504)
5. All other admitted assets (Balance)	20,852,612	0	20,852,612
6. Total assets (Line 28)	263,206,656	(81,504)	263,125,152
LIABILITIES, CAPITAL AND SURPLUS (Page 3)			
7. Claims unpaid (Line 1)	69,853,993	946,232	70,800,225
8. Accrued medical incentive pool and bonus payments (Line 2)	5,089,608	0	5,089,608
9. Premiums received in advance (Line 8)	333,811	0	333,811
10. Funds held under reinsurance treaties with authorized and unauthorized reinsurers (Line 19 first inset amount plus second inset amount)	1,027,736	(1,027,736)	0
11. Reinsurance in unauthorized companies (Line 20 minus inset amount)	0	0	0
12. Reinsurance with Certified Reinsurers (Line 20 inset amount)	0	0	0
13. Funds held under reinsurance treaties with Certified Reinsurers (Line 19 third inset amount)	0	0	0
14. All other liabilities (Balance)	64,172,627	0	64,172,627
15. Total liabilities (Line 24)	140,477,775	(81,504)	140,396,271
16. Total capital and surplus (Line 33)	122,728,881	XXX	122,728,881
17. Total liabilities, capital and surplus (Line 34)	263,206,656	(81,504)	263,125,152
NET CREDIT FOR CEDED REINSURANCE			
18. Claims unpaid	946,232		
19. Accrued medical incentive pool	0		
20. Premiums received in advance	0		
21. Reinsurance recoverable on paid losses	0		
22. Other ceded reinsurance recoverables	0		
23. Total ceded reinsurance recoverables	946,232		
24. Premiums receivable	0		
25. Funds held under reinsurance treaties with authorized and unauthorized reinsurers	1,027,736		
26. Unauthorized reinsurance	0		
27. Reinsurance with Certified Reinsurers	0		
28. Funds held under reinsurance treaties with Certified Reinsurers	0		
29. Other ceded reinsurance payables/offsets	0		
30. Total ceded reinsurance payables/offsets	1,027,736		
31. Total net credit for ceded reinsurance	(81,504)		

**SCHEDULE T - PART 2
INTERSTATE COMPACT - EXHIBIT OF PREMIUMS WRITTEN**

Allocated by States and Territories

States, Etc.	Direct Business Only					Totals
	1 Life (Group and Individual)	2 Annuities (Group and Individual)	3 Disability Income (Group and Individual)	4 Long-Term Care (Group and Individual)	5 Deposit-Type Contracts	
1. Alabama	AL					
2. Alaska	AK					
3. Arizona	AZ					
4. Arkansas	AR					
5. California	CA					
6. Colorado	CO					
7. Connecticut	CT					
8. Delaware	DE					
9. District of Columbia	DC					
10. Florida	FL					
11. Georgia	GA					
12. Hawaii	HI					
13. Idaho	ID					
14. Illinois	IL					
15. Indiana	IN					
16. Iowa	IA					
17. Kansas	KS					
18. Kentucky	KY					
19. Louisiana	LA					
20. Maine	ME					
21. Maryland	MD					
22. Massachusetts	MA					
23. Michigan	MI					
24. Minnesota	MN					
25. Mississippi	MS					
26. Missouri	MO					
27. Montana	MT					
28. Nebraska	NE					
29. Nevada	NV					
30. New Hampshire	NH					
31. New Jersey	NJ					
32. New Mexico	NM					
33. New York	NY					
34. North Carolina	NC					
35. North Dakota	ND					
36. Ohio	OH					
37. Oklahoma	OK					
38. Oregon	OR					
39. Pennsylvania	PA					
40. Rhode Island	RI					
41. South Carolina	SC					
42. South Dakota	SD					
43. Tennessee	TN					
44. Texas	TX					
45. Utah	UT					
46. Vermont	VT					
47. Virginia	VA					
48. Washington	WA					
49. West Virginia	WV					
50. Wisconsin	WI					
51. Wyoming	WY					
52. American Samoa	AS					
53. Guam	GU					
54. Puerto Rico	PR					
55. U.S. Virgin Islands	VI					
56. Northern Mariana Islands	MP					
57. Canada	CAN					
58. Aggregate Other Alien	OT					
59. Total						

NONE

ANNUAL STATEMENT FOR THE YEAR 2019 OF THE Aetna Health Inc. (a New Jersey corporation)

SCHEDULE Y
PART 1A - DETAIL OF INSURANCE HOLDING COMPANY SYSTEM

1	2	3	4	5	6	7	8	9	10	11	12	13	14	15	16
Group Code	Group Name	NAIC Company Code	ID Number	Federal RSSD	CIK	Name of Securities Exchange if Publicly Traded (U.S. or International)	Names of Parent, Subsidiaries Or Affiliates	Domi-ciliary Location	Relation-ship to Reporting Entity	Directly Controlled by (Name of Entity/Person)	Type of Control (Ownership, Board, Management, Attorney-in-Fact, Influence, Other)	If Control is Ownership Provide Percentage	Ultimate Controlling Entity(ies)/Person(s)	Is an SCA Filing Re-quired? (Y/N)	*
0001	CVS HEALTH GROUP	00000	45-4901541	0	0		Aetna ACO Holdings, Inc.	DE	NIA	Aetna Health Holdings, LLC	Ownership	0.200	CVS Health Corporation	Y	3
0001	CVS HEALTH GROUP	00000	45-5527797	0	0		Innovation Health Holdings, LLC	DE	NIA	Aetna ACO Holdings, Inc.	Ownership	50.000	CVS Health Corporation	N	6
0001	CVS HEALTH GROUP	15097	46-0674828	0	0		Innovation Health Insurance Company	VA	IA	Innovation Health Holdings, LLC	Ownership	100.000	CVS Health Corporation	N	0
0001	CVS HEALTH GROUP	15098	46-0682197	0	0		Innovation Health Plan, Inc.	VA	IA	Innovation Health Insurance Company	Ownership	100.000	CVS Health Corporation	N	0
0001	CVS HEALTH GROUP	00000	81-3789357	0	0		Texas Health + Aetna Health Insurance Holding Company LLC	TX	NIA	Aetna ACO Holdings, Inc.	Ownership	50.000	CVS Health Corporation	N	9
0001	CVS HEALTH GROUP	16121	81-4749336	0	0		Texas Health + Aetna Health Insurance Company	TX	IA	Texas Health + Aetna Health Insurance Holding Company LLC	Ownership	100.000	CVS Health Corporation	N	0
0001	CVS HEALTH GROUP	16132	47-5548221	0	0		Texas Health + Aetna Health Plan Inc.	TX	IA	Company	Ownership	100.000	CVS Health Corporation	N	0
0001	CVS HEALTH GROUP	95109	23-2169745	0	0		Aetna Health Inc.	PA	IA	Aetna Health Holdings, LLC	Ownership	100.000	CVS Health Corporation	N	0
0001	CVS HEALTH GROUP	00000	45-4901541	0	0		Aetna ACO Holdings, Inc.	DE	NIA	Aetna Health Inc. (PA)	Ownership	39.500	CVS Health Corporation	Y	3
0001	CVS HEALTH GROUP	00000	20-0438576	0	0		Niagara Re, Inc.	NY	NIA	Prodigy Health Group, Inc.	Ownership	100.000	CVS Health Corporation	N	0
0001	CVS HEALTH GROUP	00000	52-2200070	0	0		Performax, Inc.	DE	NIA	Prodigy Health Group, Inc.	Ownership	100.000	CVS Health Corporation	N	0
0001	CVS HEALTH GROUP	00000	87-0632355	0	0		Scrip World, LLC	UT	NIA	Prodigy Health Group, Inc.	Ownership	100.000	CVS Health Corporation	N	0
0001	CVS HEALTH GROUP	00000	27-1760756	0	0		Precision Benefit Services, Inc.	DE	NIA	Prodigy Health Group, Inc.	Ownership	100.000	CVS Health Corporation	N	0
0001	CVS HEALTH GROUP	00000	31-1368946	0	0		American Health Holding, Inc.	OH	NIA	Prodigy Health Group, Inc.	Ownership	100.000	CVS Health Corporation	N	0
0001	CVS HEALTH GROUP	00000	16-1264154	0	0		Meritain Health, Inc.	NY	NIA	Prodigy Health Group, Inc.	Ownership	100.000	CVS Health Corporation	N	0
0001	CVS HEALTH GROUP	00000	86-0537707	0	0		Adminco, Inc.	AZ	NIA	Aetna Health Holdings, LLC	Ownership	100.000	CVS Health Corporation	N	0
0001	CVS HEALTH GROUP	00000	86-0527428	0	0		Administrative Enterprises, Inc.	AZ	NIA	Meritain Health, Inc.	Ownership	100.000	CVS Health Corporation	N	0
0001	CVS HEALTH GROUP	00000	16-1684061	0	0		U.S. Healthcare Holdings, LLC	OH	NIA	Meritain Health, Inc.	Ownership	100.000	CVS Health Corporation	N	0
0001	CVS HEALTH GROUP	00000	34-1670299	0	0		Prime Net, Inc.	OH	NIA	Meritain Health, Inc.	Ownership	100.000	CVS Health Corporation	N	0
0001	CVS HEALTH GROUP	00000	34-1348032	0	0		Professional Risk Management, Inc.	OH	NIA	Meritain Health, Inc.	Ownership	100.000	CVS Health Corporation	N	0
0001	CVS HEALTH GROUP	68500	62-1181209	0	0		Continental Life Insurance Company of Brentwood, Tennessee	TN	IA	Aetna Inc.	Ownership	100.000	CVS Health Corporation	N	0
0001	CVS HEALTH GROUP	12321	20-2901054	0	0		American Continental Insurance Company	TN	IA	Continental Life Insurance Company of Brentwood, Tennessee	Ownership	100.000	CVS Health Corporation	N	0
0001	CVS HEALTH GROUP	60054	06-6033492	0	0		Aetna Life Insurance Company	CT	IA	Aetna Inc.	Ownership	100.000	CVS Health Corporation	N	0
0001	CVS HEALTH GROUP	00000	45-4901541	0	0		Aetna ACO Holdings, Inc.	DE	NIA	Aetna Life Insurance Company	Ownership	60.300	CVS Health Corporation	Y	3
0001	CVS HEALTH GROUP	00000	06-1270755	0	0		AHP Holdings, Inc.	CT	NIA	Aetna Life Insurance Company	Ownership	100.000	CVS Health Corporation	N	0
0001	CVS HEALTH GROUP	36153	06-1286276	0	0		Aetna Insurance Company of Connecticut	CT	IA	AHP Holdings, Inc.	Ownership	100.000	CVS Health Corporation	N	0
0001	CVS HEALTH GROUP	00000	06-1028469	0	0		AE Fourteen, Incorporated	CT	NIA	AHP Holdings, Inc.	Ownership	100.000	CVS Health Corporation	N	0
0001	CVS HEALTH GROUP	00000	06-1373153	0	0		Aetna Life Assignment Company	CT	NIA	AHP Holdings, Inc.	Ownership	100.000	CVS Health Corporation	N	0
0001	CVS HEALTH GROUP	00000	20-3678339	0	0		PE Holdings, LLC	CT	NIA	Aetna Life Insurance Company	Ownership	100.000	CVS Health Corporation	N	0
0001	CVS HEALTH GROUP	00000	06-1423207	0	0		Aetna Resources L.L.C.	DE	NIA	Aetna Life Insurance Company	Ownership	100.000	CVS Health Corporation	N	0
0001	CVS HEALTH GROUP	00000	20-3180700	0	0		Canal Place, LLC	DE	NIA	Aetna Life Insurance Company	Ownership	100.000	CVS Health Corporation	N	0
0001	CVS HEALTH GROUP	00000	20-3180700	0	0		Aetna Ventures, LLC	DE	NIA	Aetna Life Insurance Company	Ownership	100.000	CVS Health Corporation	N	0
0001	CVS HEALTH GROUP	00000	41-2035961	0	0001552250		Aetna Multi-Strategy 1099 Fund, LLC	DE	NIA	Aetna Life Insurance Company	Ownership	79.250	CVS Health Corporation	N	0
0001	CVS HEALTH GROUP	00000	26-2030792	0	0		Aetna Financial Holdings, LLC	DE	NIA	Aetna Inc.	Ownership	100.000	CVS Health Corporation	N	0
0001	CVS HEALTH GROUP	00000	23-2354500	0	0		Aetna Asset Advisors, LLC	DE	NIA	Aetna Financial Holdings, LLC	Ownership	100.000	CVS Health Corporation	N	0
0001	CVS HEALTH GROUP	00000	38-3704481	0	0		U.S. Healthcare Properties, Inc.	PA	NIA	Aetna Financial Holdings, LLC	Ownership	100.000	CVS Health Corporation	N	0
0001	CVS HEALTH GROUP	00000	11-3667142	0	0001314522		Aetna Capital Management, LLC	DE	NIA	Aetna Financial Holdings, LLC	Ownership	100.000	CVS Health Corporation	N	0
0001	CVS HEALTH GROUP	00000	20-0446676	0	0		Aetna Partners Diversified Fund, LLC	DE	NIA	Aetna Capital Management, LLC	Ownership	100.000	CVS Health Corporation	N	1
0001	CVS HEALTH GROUP	00000	20-0446713	0	0		Aetna Workers' Comp Access, LLC	DE	NIA	Aetna Financial Holdings, LLC	Ownership	100.000	CVS Health Corporation	N	0
0001	CVS HEALTH GROUP	00000	23-2670015	0	0		Aetna Behavioral Health, LLC	DE	NIA	Aetna Financial Holdings, LLC	Ownership	100.000	CVS Health Corporation	N	0
0001	CVS HEALTH GROUP	00000	23-2670015	0	0		Managed Care Coordinators, Inc.	DE	NIA	Aetna Financial Holdings, LLC	Ownership	100.000	CVS Health Corporation	N	0
0001	CVS HEALTH GROUP	00000	59-3269144	0	0		Horizon Behavioral Services, LLC	DE	NIA	Aetna Financial Holdings, LLC	Ownership	100.000	CVS Health Corporation	N	0
0001	CVS HEALTH GROUP	00000	61-1193498	0	0		Employee Assistance Services, LLC	KY	NIA	Horizon Behavioral Services, LLC	Ownership	100.000	CVS Health Corporation	N	0
0001	CVS HEALTH GROUP	00000	33-0052273	0	0		Health and Human Resource Center, Inc.	CA	IA	Horizon Behavioral Services, LLC	Ownership	100.000	CVS Health Corporation	N	0
0001	CVS HEALTH GROUP	00000	75-2420973	0	0		Resources for Living, LLC	TX	NIA	Horizon Behavioral Services, LLC	Ownership	100.000	CVS Health Corporation	N	0
0001	CVS HEALTH GROUP	00000	36-3681261	0	0		The Vasquez Group Inc.	IL	NIA	Horizon Behavioral Services, LLC	Ownership	100.000	CVS Health Corporation	N	0
0001	CVS HEALTH GROUP	00000	22-3178125	0	0		Work and Family Benefits, Inc.	NJ	NIA	Horizon Behavioral Services, LLC	Ownership	100.000	CVS Health Corporation	N	0
0001	CVS HEALTH GROUP	00000	27-1773021	0	0		Aetna Card Solutions, LLC	CT	NIA	Aetna Financial Holdings, LLC	Ownership	100.000	CVS Health Corporation	N	0
0001	CVS HEALTH GROUP	00000	20-5216478	0	0		PayFlex Holdings, Inc.	DE	NIA	Aetna Financial Holdings, LLC	Ownership	100.000	CVS Health Corporation	N	0

41.1

ANNUAL STATEMENT FOR THE YEAR 2019 OF THE Aetna Health Inc. (a New Jersey corporation)

SCHEDULE Y

PART 1A - DETAIL OF INSURANCE HOLDING COMPANY SYSTEM

1	2	3	4	5	6	7	8	9	10	11	12	13	14	15	16
Group Code	Group Name	NAIC Company Code	ID Number	Federal RSSD	CIK	Name of Securities Exchange if Publicly Traded (U.S. or International)	Names of Parent, Subsidiaries Or Affiliates	Domiciliary Location	Relationship to Reporting Entity	Directly Controlled by (Name of Entity/Person)	Type of Control (Ownership, Board, Management, Attorney-in-Fact, Influence, Other)	If Control is Ownership Provide Percentage	Ultimate Controlling Entity(ies)/Person(s)	Is an SCA Filing Required? (Y/N)	*
0001	CVS HEALTH GROUP	00000	91-1774434	0	0		PayFlex Systems USA, Inc.	NE	NIA	PayFlex Holdings, Inc.	Ownership	100.000	CVS Health Corporation	N	0
0001	CVS HEALTH GROUP	78700	06-0876836	0	0		Aetna Health and Life Insurance Company	CT	IA	Aetna Inc.	Ownership	100.000	CVS Health Corporation	N	0
0001	CVS HEALTH GROUP	72052	23-2710210	0	0		Aetna Health Insurance Company	PA	IA	Aetna Inc.	Ownership	100.000	CVS Health Corporation	N	0
0001	CVS HEALTH GROUP	84450	57-0805126	0	0		Aetna Health Insurance Company of New York	NY	IA	Aetna Inc.	Ownership	100.000	CVS Health Corporation	N	0
0001	CVS HEALTH GROUP	00000	06-1571642	0	0		Aetna International Inc.	CT	NIA	Aetna Inc.	Ownership	100.000	CVS Health Corporation	N	0
0001	CVS HEALTH GROUP	00000	98-0211470	0	0		Aetna Life & Casualty (Bermuda) Ltd.	BMU	IA	Aetna International Inc.	Ownership	100.000	CVS Health Corporation	N	0
0001	CVS HEALTH GROUP	00000		0	0		Aetna Insurance (Singapore) PTE. LTD.	SGP	IA	Aetna International Inc.	Ownership	100.000	CVS Health Corporation	N	0
0001	CVS HEALTH GROUP	00000		0	0		Aetna Global Benefits (Bermuda) Limited	BMU	NIA	Aetna International Inc.	Ownership	100.000	CVS Health Corporation	N	0
0001	CVS HEALTH GROUP	00000		0	0		Goodhealth Worldwide (Global) Limited	BMU	NIA	Aetna Global Benefits (Bermuda) Limited	Ownership	100.000	CVS Health Corporation	N	0
0001	CVS HEALTH GROUP	00000		0	0		Aetna Global Benefits (Europe) Limited	GBR	NIA	Aetna Global Benefits (Bermuda) Limited	Ownership	100.000	CVS Health Corporation	N	0
0001	CVS HEALTH GROUP	00000		0	0		Goodhealth Worldwide (Asia) Limited	HKG	NIA	Aetna Global Benefits (Bermuda) Limited	Ownership	100.000	CVS Health Corporation	N	0
0001	CVS HEALTH GROUP	00000		0	0		Aetna Global Benefits Limited	ARE	NIA	Aetna Global Benefits (Bermuda) Limited	Ownership	100.000	CVS Health Corporation	N	0
0001	CVS HEALTH GROUP	00000		0	0		PT. Aetna Global Benefits Indonesia	IDN	NIA	Aetna Global Benefits (Bermuda) Limited	Ownership	80.000	CVS Health Corporation	N	4
0001	CVS HEALTH GROUP	00000		0	0		Aetna Global Benefits (Middle East) LLC	ARE	NIA	Aetna Global Benefits (Bermuda) Limited	Ownership	49.000	CVS Health Corporation	N	5
0001	CVS HEALTH GROUP	00000		0	0		Aetna Global Benefits (Asia Pacific) Limited	HKG	NIA	Aetna Global Benefits (Bermuda) Limited	Ownership	100.000	CVS Health Corporation	N	0
0001	CVS HEALTH GROUP	00000		0	0		Spinnaker Topco Limited	BMU	NIA	Aetna Global Benefits (Bermuda) Limited	Ownership	100.000	CVS Health Corporation	N	0
0001	CVS HEALTH GROUP	00000		0	0		Spinnaker Bidco Limited	GBR	NIA	Spinnaker Topco Limited	Ownership	100.000	CVS Health Corporation	N	0
0001	CVS HEALTH GROUP	00000		0	0		Aetna Holdco (UK) Limited	GBR	NIA	Spinnaker Bidco Limited	Ownership	100.000	CVS Health Corporation	N	0
0001	CVS HEALTH GROUP	00000		0	0		PT Aetna Management Consulting	IDN	NIA	Aetna International Inc.	Ownership	77.000	CVS Health Corporation	N	13
0001	CVS HEALTH GROUP	00000		0	0		Aetna Global Benefits (UK) Limited	GBR	NIA	Aetna Holdco (UK) Limited	Ownership	100.000	CVS Health Corporation	N	0
0001	CVS HEALTH GROUP	00000		0	0		Aetna Insurance Company Limited	GBR	IA	Aetna Holdco (UK) Limited	Ownership	100.000	CVS Health Corporation	N	0
0001	CVS HEALTH GROUP	00000		0	0		Indian Health Organisation Private Limited	IND	NIA	Aetna Global Benefits (Asia Pacific) Limited	Ownership	0.020	CVS Health Corporation	N	2
0001	CVS HEALTH GROUP	00000		0	0		Aetna Health Insurance Company of Europe DAC	IRL	IA	Aetna International Inc.	Ownership	100.000	CVS Health Corporation	N	0
0001	CVS HEALTH GROUP	00000		0	0		Aetna (Shanghai) Enterprise Services Co. Ltd.	CHN	NIA	Aetna International Inc.	Ownership	100.000	CVS Health Corporation	N	0
0001	CVS HEALTH GROUP	00000		0	0		Aetna (Beijing) Enterprise Management Services Co., Ltd.	CHN	NIA	Aetna (Shanghai) Enterprise Services Co. Ltd.	Ownership	100.000	CVS Health Corporation	N	0
0001	CVS HEALTH GROUP	00000		0	0		Aetna Global Benefits (Singapore) PTE. LTD.	SGP	NIA	Aetna International Inc.	Ownership	100.000	CVS Health Corporation	N	0
0001	CVS HEALTH GROUP	00000		0	0		Indian Health Organisation Private Limited	IND	NIA	Aetna Global Benefits (Singapore) PTE, LTD.	Ownership	99.980	CVS Health Corporation	N	2
0001	CVS HEALTH GROUP	00000	22-2578985	0	0		AUSHC Holdings, Inc.	CT	NIA	Aetna Inc.	Ownership	100.000	CVS Health Corporation	N	0
0001	CVS HEALTH GROUP	00000		0	0		Aetna Global Holdings Limited	GBR	NIA	Aetna International Inc.	Ownership	100.000	CVS Health Corporation	N	0
0001	CVS HEALTH GROUP	00000		0	0		Aetna Korea Ltd.	KOR	NIA	Aetna Global Holdings Limited	Ownership	100.000	CVS Health Corporation	N	0
0001	CVS HEALTH GROUP	00000		0	0		Aetna Insurance (Hong Kong) Limited	HKG	NIA	Aetna Global Holdings Limited	Ownership	100.000	CVS Health Corporation	N	0
0001	CVS HEALTH GROUP	00000	06-1182176	0	0		PHPSNE Parent Corporation	DE	NIA	AUSHC Holdings, Inc.	Ownership	55.000	CVS Health Corporation	N	7
0001	CVS HEALTH GROUP	00000	52-2182411	0	0		Active Health Management, Inc.	DE	NIA	Aetna Inc.	Ownership	100.000	CVS Health Corporation	N	0
0001	CVS HEALTH GROUP	00000	47-0970432	0	0		Health Data & Management Solutions, Inc.	DE	NIA	Active Health Management, Inc.	Ownership	100.000	CVS Health Corporation	N	0
0001	CVS HEALTH GROUP	00000	23-2604867	0	0		Aetna Integrated Informatics, Inc.	PA	NIA	Active Health Management, Inc.	Ownership	100.000	CVS Health Corporation	N	0
0001	CVS HEALTH GROUP	13980	27-2192415	0	0		Health Re, Inc.	VT	IA	Aetna Inc.	Ownership	100.000	CVS Health Corporation	N	0
0001	CVS HEALTH GROUP	00000	81-0579372	0	0		Phoenix Data Solutions LLC	DE	NIA	Aetna Inc.	Ownership	100.000	CVS Health Corporation	N	0
0001	CVS HEALTH GROUP	00000	46-2469464	0	0		Healthagen LLC	CT	NIA	Aetna Inc.	Ownership	100.000	CVS Health Corporation	N	0
0001	CVS HEALTH GROUP	00000	51-0029326	0	0		ASI Wings, LLC	DE	NIA	Aetna Inc.	Ownership	100.000	CVS Health Corporation	N	0
0001	CVS HEALTH GROUP	00000		0	0		Echo Merger Sub, Inc.	DE	NIA	Aetna Inc.	Ownership	100.000	CVS Health Corporation	N	0
0001	CVS HEALTH GROUP	00000		0	0		Aetna Corporate Services, LLC	DE	NIA	Aetna Inc.	Ownership	100.000	CVS Health Corporation	N	0
0001	CVS HEALTH GROUP	81973	75-1296086	0	0		Coventry Health and Life Insurance Company	MO	IA	Aetna Health Holdings, LLC	Ownership	100.000	CVS Health Corporation	N	0
0001	CVS HEALTH GROUP	15761	47-3279217	0	0		Aetna Better Health of Kentucky Insurance Company	KY	IA	Coventry Health and Life Insurance Company	Ownership	100.000	CVS Health Corporation	N	0
0001	CVS HEALTH GROUP	00000	52-1801446	0	0		Group Dental Service, Inc.	MD	NIA	Aetna Health Holdings, LLC	Ownership	100.000	CVS Health Corporation	N	0
0001	CVS HEALTH GROUP	95846	52-2056201	0	0		Group Dental Service of Maryland, Inc.	MD	IA	Aetna Health Holdings, LLC	Ownership	100.000	CVS Health Corporation	N	0
0001	CVS HEALTH GROUP	00000	81-4345344	0	0		Aetna Network Services LLC	CT	NIA	Aetna Health Holdings, LLC	Ownership	100.000	CVS Health Corporation	N	0
0001	CVS HEALTH GROUP	95241	42-1244752	0	0		Aetna Health of Iowa Inc.	IA	IA	Aetna Health Holdings, LLC	Ownership	100.000	CVS Health Corporation	N	0

ANNUAL STATEMENT FOR THE YEAR 2019 OF THE Aetna Health Inc. (a New Jersey corporation)

SCHEDULE Y
PART 1A - DETAIL OF INSURANCE HOLDING COMPANY SYSTEM

1	2	3	4	5	6	7	8	9	10	11	12	13	14	15	16
Group Code	Group Name	NAIC Company Code	ID Number	Federal RSSD	CIK	Name of Securities Exchange if Publicly Traded (U.S. or International)	Names of Parent, Subsidiaries Or Affiliates	Domiciliary Location	Relationship to Reporting Entity	Directly Controlled by (Name of Entity/Person)	Type of Control (Ownership, Board, Management, Attorney-in-Fact, Influence, Other)	If Control is Ownership Provide Percentage	Ultimate Controlling Entity(ies)/Person(s)	Is an SCA Filing Required? (Y/N)	*
0001	CVS HEALTH GROUP	95925	42-1308659	0	0		Coventry Health Care of Nebraska, Inc.	NE	IA	Aetna Health Holdings, LLC	Ownership	100.000	CVS Health Corporation	N	0
0001	CVS HEALTH GROUP	00000	47-2049117	0	0		Aetna Risk Assurance Company of Connecticut Inc.	CT	IA	Aetna Health Holdings, LLC	Ownership	100.000	CVS Health Corporation	N	0
0001	CVS HEALTH GROUP	95173	74-2381406	0	0		Aetna Health Inc.	LA	IA	Aetna Health Holdings, LLC	Ownership	100.000	CVS Health Corporation	N	0
0001	CVS HEALTH GROUP	11102	23-2366731	0	0		HealthAssurance Pennsylvania, Inc.	PA	IA	Aetna Health Holdings, LLC	Ownership	100.000	CVS Health Corporation	N	0
0001	CVS HEALTH GROUP	00000	47-0854096	0	0		Coventry Prescription Management Services, Inc.	NV	NIA	Aetna Health Holdings, LLC	Ownership	100.000	CVS Health Corporation	N	0
0001	CVS HEALTH GROUP	16148	81-3564875	0	0		Aetna Better Health of Nevada Inc.	NV	NIA	Aetna Health Holdings, LLC	Ownership	100.000	CVS Health Corporation	N	0
0001	CVS HEALTH GROUP	96555	54-1576305	0	0		Coventry Health Care of Virginia, Inc.	VA	IA	Aetna Health Holdings, LLC	Ownership	100.000	CVS Health Corporation	N	0
0001	CVS HEALTH GROUP	00000	01-0646056	0	0		Coventry Transplant Network, Inc.	DE	NIA	Aetna Health Holdings, LLC	Ownership	100.000	CVS Health Corporation	N	0
0001	CVS HEALTH GROUP	96377	43-1372307	0	0		Coventry Health Care of Missouri, Inc.	MO	IA	Aetna Health Holdings, LLC	Ownership	100.000	CVS Health Corporation	N	0
0001	CVS HEALTH GROUP	95318	43-1702094	0	0		Aetna Better Health of Missouri LLC	MO	IA	Aetna Health Holdings, LLC	Ownership	100.000	CVS Health Corporation	N	0
0001	CVS HEALTH GROUP	95408	55-0712129	0	0		Coventry Health Care of West Virginia, Inc.	WV	IA	Aetna Health Holdings, LLC	Ownership	100.000	CVS Health Corporation	N	0
0001	CVS HEALTH GROUP	00000	62-1411933	0	0		Coventry HealthCare Management Corporation	DE	NIA	Aetna Health Holdings, LLC	Ownership	100.000	CVS Health Corporation	N	0
0001	CVS HEALTH GROUP	15827	47-4352768	0	0		Aetna HealthAssurance Pennsylvania, Inc.	PA	IA	Aetna Health Holdings, LLC	Ownership	100.000	CVS Health Corporation	N	0
0001	CVS HEALTH GROUP	95489	48-0840330	0	0		Coventry Health Care of Kansas, Inc.	KS	IA	Aetna Health Holdings, LLC	Ownership	100.000	CVS Health Corporation	N	0
0001	CVS HEALTH GROUP	16072	81-3370401	0	0		Aetna Better Health of Kansas Inc.	KS	IA	Aetna Health Holdings, LLC	Ownership	100.000	CVS Health Corporation	N	0
0001	CVS HEALTH GROUP	12193	20-1052897	0	0		Aetna Better Health of Michigan Inc.	MI	IA	Aetna Health Holdings, LLC	Ownership	100.000	CVS Health Corporation	N	0
0001	CVS HEALTH GROUP	95407	87-0345631	0	0		Aetna Health of Utah Inc.	UT	IA	Aetna Health Holdings, LLC	Ownership	100.000	CVS Health Corporation	N	0
0001	CVS HEALTH GROUP	00000	20-4416606	0	0		Aetna Better Health Inc.	TN	NIA	Aetna Health Holdings, LLC	Ownership	100.000	CVS Health Corporation	N	0
0001	CVS HEALTH GROUP	74160	37-1241037	0	0		Coventry Health Care of Illinois, Inc.	IL	IA	Aetna Health Holdings, LLC	Ownership	100.000	CVS Health Corporation	N	0
0001	CVS HEALTH GROUP	00000	20-8070994	0	0		Coventry Health Care National Accounts, Inc.	IL	NIA	Aetna Health Holdings, LLC	Ownership	100.000	CVS Health Corporation	N	0
0001	CVS HEALTH GROUP	00000	20-5185442	0	0		Coventry Health Care National Network, Inc.	DE	NIA	Aetna Health Holdings, LLC	Ownership	100.000	CVS Health Corporation	N	0
0001	CVS HEALTH GROUP	00000	26-1293772	0	0		Coventry Consumer Advantage, Inc.	DE	NIA	Aetna Health Holdings, LLC	Ownership	100.000	CVS Health Corporation	N	0
0001	CVS HEALTH GROUP	00000	20-8376354	0	0		Coventry Health Care Workers Compensation, Inc.	DE	NIA	Aetna Health Holdings, LLC	Ownership	100.000	CVS Health Corporation	N	0
0001	CVS HEALTH GROUP	00000	20-4096903	0	0		First Script Network Service, Inc.	NV	NIA	Coventry Health Care Workers' Compensation, Inc.	Ownership	100.000	CVS Health Corporation	N	0
0001	CVS HEALTH GROUP	00000	06-1095987	0	0		MetraComp, Inc.	CT	NIA	Coventry Health Care Workers' Compensation, Inc.	Ownership	100.000	CVS Health Corporation	N	0
0001	CVS HEALTH GROUP	00000	74-2879984	0	0		Medical Examinations of New York, P.C.	NY	NIA	Coventry Health Care Workers' Compensation, Inc.	Ownership	100.000	CVS Health Corporation	N	8
0001	CVS HEALTH GROUP	00000	62-1266888	0	0		FOCUS Healthcare Management, Inc.	TN	NIA	Coventry Health Care Workers' Compensation, Inc.	Ownership	100.000	CVS Health Corporation	N	0
0001	CVS HEALTH GROUP	00000	87-0443226	0	0		Coventry Rehabilitation Services, Inc.	DE	NIA	Inc.	Ownership	100.000	CVS Health Corporation	N	0
0001	CVS HEALTH GROUP	00000	20-1736437	0	0		First Health Group Corp.	DE	NIA	Aetna Health Holdings, LLC	Ownership	100.000	CVS Health Corporation	N	0
0001	CVS HEALTH GROUP	90328	38-2242132	0	0		First Health Life & Health Insurance Company	TX	IA	First Health Group Corp.	Ownership	100.000	CVS Health Corporation	N	0
0001	CVS HEALTH GROUP	00000	52-1320522	0	0		Claims Administration Corp.	MD	NIA	First Health Group Corp.	Ownership	100.000	CVS Health Corporation	N	0
0001	CVS HEALTH GROUP	00000	20-1130063	0	0		Florida Health Plan Administrators, LLC	FL	NIA	Aetna Health Holdings, LLC	Ownership	100.000	CVS Health Corporation	N	0
0001	CVS HEALTH GROUP	95114	65-0986441	0	0		Aetna Better Health of Florida Inc.	FL	IA	Florida Health Plan Administrators, LLC	Ownership	100.000	CVS Health Corporation	N	0
0001	CVS HEALTH GROUP	95266	65-0453436	0	0		Coventry Health Plan of Florida, Inc.	FL	IA	Florida Health Plan Administrators, LLC	Ownership	100.000	CVS Health Corporation	N	0
0001	CVS HEALTH GROUP	00000	59-3750548	0	0		Carefree Insurance Services, Inc.	FL	NIA	Florida Health Plan Administrators, LLC	Ownership	100.000	CVS Health Corporation	N	0
0001	CVS HEALTH GROUP	00000	36-4391310	0	0		bswift LLC	DE	NIA	Aetna Health Holdings, LLC	Ownership	100.000	CVS Health Corporation	N	0
0001	CVS HEALTH GROUP	00000	Virtual Home Healthcare L.L.C.	0	0		Virtual Home Healthcare L.L.C.	ARE	NIA	Aetna Global Holdings Limited	Ownership	49.000	CVS Health Corporation	N	17
0001	CVS HEALTH GROUP	00000	26-1582982	0	0		MHNet Specialty Services, LLC	MD	NIA	Aetna Health Holdings, LLC	Ownership	100.000	CVS Health Corporation	N	0
0001	CVS HEALTH GROUP	00000	37-1448790	0	0		Mental Health Network of New York IPA, Inc.	NY	NIA	MHNet Specialty Services, LLC	Ownership	100.000	CVS Health Corporation	N	0
0001	CVS HEALTH GROUP	12509	20-2516317	0	0		MHNet Life and Health Insurance Company	TX	IA	MHNet Specialty Services, LLC	Ownership	100.000	CVS Health Corporation	N	0
0001	CVS HEALTH GROUP	00000	72-1106596	0	0		Mental Health Associates, Inc.	LA	NIA	MHNet Specialty Services, LLC	Ownership	100.000	CVS Health Corporation	N	0
0001	CVS HEALTH GROUP	00000	20-4276336	0	0		MHNet of Florida, Inc.	FL	IA	MHNet Specialty Services, LLC	Ownership	100.000	CVS Health Corporation	N	0
0001	CVS HEALTH GROUP	16242	81-5030233	0	0		Aetna Better Health of Washington, Inc.	WA	IA	Aetna Health Holdings, LLC	Ownership	100.000	CVS Health Corporation	N	0

ANNUAL STATEMENT FOR THE YEAR 2019 OF THE Aetna Health Inc. (a New Jersey corporation)

SCHEDULE Y
PART 1A - DETAIL OF INSURANCE HOLDING COMPANY SYSTEM

1	2	3	4	5	6	7	8	9	10	11	12	13	14	15	16
Group Code	Group Name	NAIC Company Code	ID Number	Federal RSSD	CIK	Name of Securities Exchange if Publicly Traded (U.S. or International)	Names of Parent, Subsidiaries Or Affiliates	Domiciliary Location	Relationship to Reporting Entity	Directly Controlled by (Name of Entity/Person)	Type of Control (Ownership, Board, Management, Attorney-in-Fact, Influence, Other)	If Control is Ownership Provide Percentage	Ultimate Controlling Entity(ies)/Person(s)	Is an SCA Filing Required? (Y/N)	*
..0001	CVS HEALTH GROUP	..00000	81-5212760	0	0		Banner Health and Aetna Health Insurance Holding Company LLC	..DE	..NIA	Aetna ACO Holdings, Inc.	Ownership	..51.000	CVS Health Corporation	..N	..10
..0001	CVS HEALTH GROUP	..16058	81-5281115	0	0		Banner Health and Aetna Health Insurance Company	..AZ	..IA	Banner Health and Aetna Health Insurance Holding Company LLC	Ownership	..100.000	CVS Health Corporation	..N	..0
..0001	CVS HEALTH GROUP	..16059	81-5290023	0	0		Banner Health and Aetna Health Plan Inc.	..AZ	..IA	Banner Health and Aetna Health Insurance Company	Ownership	..100.000	CVS Health Corporation	..N	..0
..0001	CVS HEALTH GROUP	..00000	81-5112888	0	0		Allina Health and Aetna Health Insurance Holding Company LLC	..DE	..NIA	Aetna ACO Holdings, Inc.	Ownership	..50.000	CVS Health Corporation	..N	..11
..0001	CVS HEALTH GROUP	..16194	82-2091197	0	0		Allina Health and Aetna Insurance Company	..MN	..IA	Allina Health and Aetna Health Insurance Holding Company LLC	Ownership	..100.000	CVS Health Corporation	..N	..0
..0001	CVS HEALTH GROUP	..00000	82-2171057	0	0		Sutter Health and Aetna Insurance Holding Company LLC	..DE	..NIA	Aetna ACO Holdings, Inc.	Ownership	..50.000	CVS Health Corporation	..N	..12
..0001	CVS HEALTH GROUP	..00000	82-2560624	0	0		Sutter Health and Aetna Administrative Services LLC	..DE	..NIA	Sutter Health and Aetna Insurance Holding Company LLC	Ownership	..100.000	CVS Health Corporation	..N	..0
..0001	CVS HEALTH GROUP	..00000	81-5290023	0	0		Sutter Health and Aetna Insurance Company	..CA	..NIA	Sutter Health and Aetna Insurance Holding Company LLC	Ownership	..100.000	CVS Health Corporation	..N	..0
..0001	CVS HEALTH GROUP	..00000		0	0		Aetna Holdings (Thailand) Limited	..THA	..NIA	Aetna Global Holdings Limited	Ownership	..49.000	CVS Health Corporation	..N	..14
..0001	CVS HEALTH GROUP	..00000		0	0		Aetna Health Insurance (Thailand) Public Company Limited	..THA	..NIA	Aetna Global Holdings Limited	Ownership	..25.000	CVS Health Corporation	..N	..15
..0001	CVS HEALTH GROUP	..00000		0	0		Aetna Health Insurance (Thailand) Public Company Limited	..THA	..NIA	Minor Health Enterprise Co, Ltd.	Ownership	..46.000	CVS Health Corporation	..N	..15
..0001	CVS HEALTH GROUP	..00000		0	0		Aetna Health Insurance (Thailand) Public Company Limited	..THA	..NIA	Health Care Management Co. Ltd.	Ownership	..28.000	CVS Health Corporation	..N	..15
..0001	CVS HEALTH GROUP	..00000		0	0		Health Care Management Co. Ltd.	..THA	..NIA	Aetna Global Holdings Limited	Ownership	..49.000	CVS Health Corporation	..N	..18
..0001	CVS HEALTH GROUP	..00000		0	0		Minor Health Enterprise Co, Ltd.	..THA	..NIA	Aetna Global Holdings Limited	Ownership	..25.000	CVS Health Corporation	..N	..16
..0001	CVS HEALTH GROUP	..00000		0	0		Minor Health Enterprise Co, Ltd.	..THA	..NIA	Aetna Holdings (Thailand) Limited	Ownership	..75.000	CVS Health Corporation	..N	..16
..0001	CVS HEALTH GROUP	..00000		0	0		Health Care Management Co. Ltd.	..THA	..NIA	Aetna Holdings (Thailand) Limited	Ownership	..51.000	CVS Health Corporation	..N	..18
..0001	CVS HEALTH GROUP	..00000		0	0		Aetna Global Benefits (Bahamas) Limited	..BHS	..NIA	Aetna Global Benefits (Bermuda) Limited	Ownership	..100.000	CVS Health Corporation	..N	..0
..0001	CVS HEALTH GROUP	..00000		0	0		Aetna Pharmacy Management Services LLC	..DE	..NIA	Aetna Health Holdings, LLC	Ownership	..100.000	CVS Health Corporation	..N	..0
..0001	CVS HEALTH GROUP	..00000	82-3333789	0	0		Aetna Better Health of North Carolina Inc.	..NC	..IA	Aetna Health Holdings, LLC	Ownership	..100.000	CVS Health Corporation	..N	..0

Asterisk	Explanation
1	Aetna Life Insurance Company own substantially all of the non-managing membership interests of Aetna Partners Diversified Fund LLC.
2	Indian Health Organisation Private Limited is 0.019857% owned by Aetna Global Benefits (Asia Pacific) and 99.980143% owned by Aetna Global Benefits (Singapore) PTE. LTD.
3	Aetna ACO Holdings Inc. is owned by Aetna Life Insurance Company (302 shares); Aetna Health Inc. (PA) (198 shares); and Aetna Health Holdings, LLC (1 share).
4	PT. Aetna Global Benefits Indonesia is also 20% owned by Suhatsyah Rivai, Aetna's Nominee.
5	Aetna Global Benefits (Middle East) LLC is also 51% owned by Euro Gulf LLC, Aetna's Nominee.
6	Innovation Health Holdings LLC. Is also 50% owned by Inova Health System Foundation.
7	PHPSNE Parent Corporation is 55% owned by AUSHC Holdings, Inc. The remaining 45% is owned by thirteen different hospitals (non-affiliates) which are shareholders with varying degrees of ownership.
8	Medical Examinations of New York, P.C. is 100% owned through Aetna's nominees.
9	Texas Health + Aetna Health Insurance Holding Company LLC is also 50% owned by Texas Health Resources.
10	Banner Health and Aetna Health Insurance Holding Company LLC is also 49% owned by Banner Health.
11	Allina Health and Aetna Insurance Holding Company LLC is also 50% owned by Allina Health.
12	Sutter Health and Aetna Insurance Holding Company LLC is also 50% owned by Sutter Health Plan Products Organization, LLC.
13	PT Aetna Management Consulting is also 23% owned by PT Asuransi Central Asia.
14	Aetna Holdings (Thailand) Limited is also 51% owned by Mr. Paiboon Sutantivorakoon plus Aetna Global Benefits (Bermuda) Limited owns 1 share
15	Aetna Health Insurance (Thailand) Public Company Limited is also owned by Aetna Global Benefits (Bermuda) Limited (1 share), Mr. Sansanapongpherchar (1 share), Mr. Jitphasong Itsaraphakded (1 share); Mrs. Suphee Wattana (1 share); and Mr. Buncha Tamphragom (1 share)
16	Minor Health Enterprise Co, Ltd is also (1 share) owned by Aetna Global Benefits (Bermuda) Limited.
17	Virtual Home Health Care L.L.C. is also 51% owned by CBD Commercial Brokers LLC, Aetna's Nominee.

ANNUAL STATEMENT FOR THE YEAR 2019 OF THE Aetna Health Inc. (a New Jersey corporation)

Asterisk	Explanation
18	Health Care Management Co. Ltd. is also (1 share) owned by Aetna Global Benefits (Bermuda) Limited.
19	Aetna Services (Thailand) Limited is also (1 share) owned by Aetna Global Benefits (Bermuda) Limited and (1 share) owned by Aetna Global Holdings Limited.

ANNUAL STATEMENT FOR THE YEAR 2019 OF THE Aetna Health Inc. (a New Jersey corporation)

SCHEDULE Y

PART 2 - SUMMARY OF INSURER'S TRANSACTIONS WITH ANY AFFILIATES

1	2	3	4	5	6	7	8	9	10	11	12	13
NAIC Company Code	ID Number	Names of Insurers and Parent, Subsidiaries or Affiliates	Shareholder Dividends	Capital Contributions	Purchases, Sales or Exchanges of Loans, Securities, Real Estate, Mortgage Loans or Other Investments	Income/ (Disbursements) Incurred in Connection with Guarantees or Undertakings for the Benefit of any Affiliate(s)	Management Agreements and Service Contracts	Income/ (Disbursements) Incurred Under Reinsurance Agreements	*	Any Other Material Activity Not in the Ordinary Course of the Insurer's Business	Totals	Reinsurance Recoverable/ (Payable) on Losses and/or Reserve Credit Taken/(Liability)
	52-2182411	Active Health Management, Inc.	0	0	0	0	119,981,756	0		0	119,981,756	0
		Aetna Behavioral Health, LLC	0	0	0	0	(205,083)	0		0	(205,083)	0
12328	20-2207534	Aetna Better Health Inc. (GA)	0	5,000,000	0	0	(16,721)	0		0	4,983,279	0
13174	26-2867560	Aetna Better Health, Inc. (a Connecticut Corporation)	0	0	0	0	(10,546)	0		0	(10,546)	0
13735	27-0563973	Aetna Better Health, Inc (PA)	(37,500,000)	0	0	0	(73,066,573)	0		0	(110,566,573)	0
	95-3402799	Aetna Better Health of California Inc.	0	5,000,000	0	0	(9,873,167)	0		0	(4,873,167)	0
15805	47-3850677	Aetna Health of Ohio, Inc.	0	2,000,000	0	0	(7,902)	0		0	1,992,098	0
16072	81-3370401	Aetna Better Health of Kansas Inc	0	135,000,000	0	0	(63,704,744)	0		0	71,295,256	0
15761	47-3279217	Aetna Better Health of Kentucky Insurance Company	0	0	(4,924,775)	0	(79,067,106)	0		0	(83,991,881)	0
12193	20-1052897	Aetna Better Health of Michigan Inc.	(12,500,000)	0	0	0	(30,104,643)	0		0	(42,604,643)	0
95318	43-1702094	Aetna Better Health of Missouri LLC	(4,376,163)	(15,623,837)	0	0	735,652	0		0	(19,264,348)	0
16148	81-3564875	Aetna Better Health of Nevada	0	0	0	0	(464,965)	0		0	(464,965)	0
15919	81-1143850	Aetna Better Health of Oklahoma Inc	0	0	0	0	(13,204)	0		0	(13,204)	0
95040	74-1844335	Aetna Better Health of Texas Inc.	(16,500,000)	10,000,000	0	0	(27,653,228)	0		0	(34,153,228)	0
16242	81-5030233	Aetna Better Health of Washington Inc.	0	0	0	0	(18,543)	0		0	(18,543)	0
	80-0671703	Aetna Better Health Inc. (FL)	0	0	0	0	0	0		0	0	0
15616	80-0629718	Aetna Better Health, Inc. (a Louisiana corporation)	0	0	0	0	(40,234,378)	0		0	(40,234,378)	0
14043	27-2512072	Aetna Better Health Inc. (IL)	(4,500,000)	0	0	0	(28,543,072)	0		0	(33,043,072)	0
15611	46-3203088	Aetna Better Health, Inc (NJ)	0	0	0	0	(40,118,711)	0		0	(40,118,711)	0
14408	45-2634734	Aetna Better Health Inc. (a New York corporation)	0	0	0	0	(39,092,533)	0		0	(39,092,533)	0
14229	45-2764938	Aetna Better Health Inc. (an Ohio corporation)	(96,000,000)	0	0	0	(72,272,806)	0		0	(168,272,806)	0
		Aetna Better Health, Inc. (TN)	0	0	0	0	(16,878)	0		0	(16,878)	0
11183	22-2990909	Aetna Dental Inc. (NJ)	0	0	0	0	(1,319,808)	0		0	(1,319,808)	0
95910	06-1177531	Aetna Dental Inc. (TX)	(3,000,000)	0	0	0	(6,060,809)	(53,957)		0	(9,114,766)	0
	06-1160812	Aetna Dental of California Inc.	(3,000,000)	0	0	0	(2,131,998)	0		0	(5,131,998)	0
78700	06-0876836	Aetna Health and Life Insurance Company	0	0	26,358,529	0	(574,584)	0		0	25,783,945	0
	30-0123754	Aetna Health Holdings, LLC	804,376,163	(251,376,163)	0	0	0	0		0	553,000,000	0
95935	23-2442048	Aetna Health Inc. (CT)	0	0	0	0	(7,015,981)	0		0	(7,015,981)	0
95088	59-2411584	Aetna Health Inc. (FL)	(40,000,000)	0	0	0	(110,178,614)	0		0	(150,178,614)	0
95094	58-1649568	Aetna Health Inc - Georgia	0	0	0	0	(11,409,112)	0		0	(11,409,112)	0
95241	42-1244752	Aetna Health Inc. (Iowa)	0	0	0	0	(1,003,943)	0		0	(1,003,943)	0
95517	01-0504252	Aetna Health Inc. (ME)	(5,000,000)	0	0	0	(4,972,809)	0		0	(9,972,809)	0
95756	23-2861565	Aetna Health Inc. (MI)	0	0	0	0	(5,357)	0		0	(5,357)	0
95287	52-1270921	Aetna Health Inc. (NJ)	(17,000,000)	0	0	0	(37,729,165)	0		0	(54,729,165)	0
95234	22-2663623	Aetna Health Inc. (a New York corporation)	0	0	0	0	(15,814,501)	0		0	(140,814,501)	0
		Aetna Health Inc. (PA)	(125,000,000)	0	0	0	(211,203,824)	(4,433,310)		0	(319,303,816)	12,688,059
95109	23-2169745	Aetna Health Inc. (PA)	(95,000,000)	0	(8,666,682)	0	(211,203,824)	(4,433,310)		0	(319,303,816)	12,688,059
95935	23-2442048	Aetna Health Inc. (a Connecticut corporation)	0	0	0	0	(6,659,689)	0		0	(6,659,689)	0

ANNUAL STATEMENT FOR THE YEAR 2019 OF THE Aetna Health Inc. (a New Jersey corporation)

SCHEDULE Y

PART 2 - SUMMARY OF INSURER'S TRANSACTIONS WITH ANY AFFILIATES

1	2	3	4	5	6	7	8	9	10	11	12	13
NAIC Company Code	ID Number	Names of Insurers and Parent, Subsidiaries or Affiliates	Shareholder Dividends	Capital Contributions	Purchases, Sales or Exchanges of Loans, Securities, Real Estate, Mortgage Loans or Other Investments	Income/ (Disbursements) Incurred in Connection with Guarantees or Undertakings for the Benefit of any Affiliate(s)	Management Agreements and Service Contracts	Income/ (Disbursements) Incurred Under Reinsurance Agreements	*	Any Other Material Activity Not in the Ordinary Course of the Insurer's Business	Totals	Reinsurance Recoverable/ (Payable) on Losses and/or Reserve Credit Taken/(Liability)
95490	76-0189680	Aetna Health Inc. (TX)	0	20,000,000	0	0	(10,357,047)	(1,713,440)		0	7,929,513	0
95173	74-2381406	Aetna Health Inc. (LA)	0	0	0	0	(4,121,245)	0		0	(4,121,245)	0
95109	23-2169745	Aetna Health Insurance Company (PA)	0	25,000,000	0	0	(312,556)	116,102		0	24,803,546	0
84450	57-0805126	Aetna Health Insurance Company of New York	0	0	0	0	(29,803)	0		0	(29,803)	0
	13-3670795	Aetna Health Management, LLC	0	0	0	0	(2,366,782,840)	0		0	(2,366,782,840)	0
	95-3402799	Aetna Health of California Inc.	(70,000,000)	0	0	0	(87,734,428)	0		0	(157,734,428)	0
15827	47-4352768	Aetna HealthAssurance Pennsylvania Inc.	0	0	0	0	(15,928,492)	0		0	(15,928,492)	0
	23-2229683	Aetna Inc.	1,638,728,729	(50,000,000)	0	0	(592,739)	0		0	1,588,135,990	0
		Aetna Insurance (Singapore) Pte, Ltd	0	0	0	0	0	0		0	0	0
36153	06-1286276	Aetna Insurance Company of Connecticut	0	0	0	0	(69,414)	0		0	(69,414)	0
		Aetna International, Inc.	0	0	0	0	(749,446)	0		0	(749,446)	0
		Aetna Life & Casualty (Bermuda) Ltd	0	0	0	0	(679,467)	0		0	(679,467)	0
60054	06-6033492	Aetna Life Insurance Company	(1,415,000,000)	1,711,959	(940,593)	0	268,624,521	(286,741,153)		0	(1,432,345,266)	1,365,680,573
	86-0842559	Aetna Medicaid Administrators, LLC	0	0	0	0	304,574,534	0		0	304,574,534	0
		AETNA MULTI STRATEGY FUND, LLC	0	0	0	0	0	0		0	0	0
		AETNA PARTNERS DIVERSIFIED FUND (CAYMAN), LIMITED	0	0	0	0	0	0		0	0	0
	81-0579372	Aetna Partners Diversified Fund, LLC	(33,739,668)	0	940,593	0	0	0		0	(32,799,075)	0
		Aetna Resources LLC	0	0	0	0	2,463,333,910	0		0	2,463,333,910	0
	30-0123760	Aetna RX Home Delivery, LLC	0	0	0	0	0	0		0	0	0
	20-3180700	Aetna Ventures, LLC	10,939	(1,711,959)	0	0	0	0		0	(1,701,020)	0
	57-1209768	Aetna Specialty Pharmacy, LLC	0	0	0	0	0	0		0	0	0
		Allina Health and Aetna Insurance Holding Company LLC	0	(23,200,000)	0	0	0	0		0	(23,200,000)	0
16194	82-2091197	Allina Health and Aetna Insurance Company	0	23,200,000	0	0	(2,784,575)	0		0	20,415,425	0
95407	87-0345631	Aetna Health of Utah, Inc.	(3,500,000)	0	0	0	(10,379,664)	0		0	(13,879,664)	0
12321	20-2901054	American Continental Insurance Company	0	5,000,000	0	0	(83,221,167)	0		0	(78,221,167)	0
		American Health Holding, Inc.	0	0	0	0	218,000	0		0	218,000	0
		Banner Health and Aetna Health Insurance Holding Company LLC	0	0	0	0	0	0		0	0	0
16059	81-5290023	Banner Health & Aetna Health Plan, Inc	0	0	0	0	(1,792,127)	1,079,334		0	(712,793)	(6,934,336)
16058	81-5281115	Banner Health & Aetna Health Insurance Co,	0	0	0	0	(45,436,703)	10,790,397		0	(34,646,306)	(25,032,589)
		bswift, LLC	0	0	0	0	33,518,295	0		0	33,518,295	0
74160	37-1241037	Coventry Health Care of Illinois, Inc.	(6,500,000)	0	0	0	(44,191,964)	0		0	(50,691,964)	0
96377	43-1372307	Coventry Health Care of Missouri, Inc.	(30,000,000)	0	0	0	(71,051,131)	0		0	(101,051,131)	0
81973	75-1296086	Coventry Health & Life Insurance Company	(200,000,000)	0	(12,114,853)	0	(145,721,655)	0		0	(357,836,508)	0
68500	62-1181209	Continental Life Insurance Company of Brentwood Tennessee	0	20,000,000	0	0	(151,043,617)	0		0	(131,043,617)	0
95114	65-0986441	Aetna Better Health of Florida Inc	0	18,000,000	0	0	(69,377,768)	0		0	(51,377,768)	0
95925	42-1308659	Coventry Health Care of Nebraska, Inc.	0	0	2,995,704	0	(29,976)	0		0	2,965,728	0
96555	54-1576305	Coventry Health Care of Virginia, Inc.	0	90,000,000	(2,995,704)	0	(137,753,701)	0		0	(50,749,405)	0

ANNUAL STATEMENT FOR THE YEAR 2019 OF THE Aetna Health Inc. (a New Jersey corporation)

SCHEDULE Y

PART 2 - SUMMARY OF INSURER'S TRANSACTIONS WITH ANY AFFILIATES

1	2	3	4	5	6	7	8	9	10	11	12	13
NAIC Company Code	ID Number	Names of Insurers and Parent, Subsidiaries or Affiliates	Shareholder Dividends	Capital Contributions	Purchases, Sales or Exchanges of Loans, Securities, Real Estate, Mortgage Loans or Other Investments	Income/ (Disbursements) Incurred in Connection with Guarantees or Undertakings for the Benefit of any Affiliate(s)	Management Agreements and Service Contracts	Income/ (Disbursements) Incurred Under Reinsurance Agreements	*	Any Other Material Activity Not in the Ordinary Course of the Insurer's Business	Totals	Reinsurance Recoverable/ (Payable) on Losses and/or Reserve Credit Taken/(Liability)
95408	55-0712129	Coventry Health Care of West Virginia, Inc.	0	0	0	0	(35,333,789)	0		0	(35,333,789)	0
95266	65-0453436	Coventry Health Plan of Florida, Inc.	0	0	0	0	(76,690)	0		0	(76,690)	0
	62-1411933	Coventry HealthCare Management Corporation	0	0	0	0	(2,951)	0		0	(2,951)	0
95489	48-0840330	Coventry Health Care of Kansas, Inc.	0	0	0	0	216,648	0		0	216,648	0
	47-0854096	Coventry Prescription Mgmt Services, Inc	0	0	0	0	0	0		0	0	0
		First Health Group Corp	0	26,900,000	0	0	0	0		0	26,900,000	0
90328	38-2242132	First Health Life & Health Ins Co.	0	(26,900,000)	0	0	534,639,608	0		0	507,739,608	0
		Florida Health Plan Administrator, LLC	0	(18,000,000)	0	0	0	0		0	(18,000,000)	0
95846	52-2056201	Group Dental Services of Maryland, Inc.	0	0	0	0	(796,206)	0		0	(796,206)	0
	33-0052273	Health and Human Resources Center, Inc.	(4,000,000)	0	0	0	441,619	0		0	(3,558,381)	0
13980	27-2192415	Health Re, Inc.	(190,000,000)	0	0	0	(34,025,080)	249,192,055		0	25,166,975	(1,262,284,801)
		Healthagen LLC	0	0	0	0	0	0		0	0	0
11102	23-2366731	HealthAssurance Pennsylvania, Inc.	(31,000,000)	0	0	0	(56,766,154)	0		0	(87,766,154)	0
15097	46-0674828	Innovation Health Insurance Company	0	0	0	0	(19,857,649)	0		0	(19,857,649)	(20,399,367)
15098	46-0682197	Innovation Health Plan, Inc	0	0	0	0	(2,895,046)	3,291,832		0	396,786	(3,538,782)
	26-1582982	MHNet Specialty Services, LLC	0	0	0	0	34,456,740	0		0	34,456,740	0
		PayFlex Systems USA, Inc.	0	0	0	0	25,769,535	0		0	25,769,535	0
		Schaller Anderson of Arizona, L.L.C.	0	0	0	0	387,411,824	0		0	387,411,824	0
		Texas Health + Aetna Health Insurance Holding Company LLC	0	0	0	0	0	0		0	0	0
16132	47-5548221	Texas Health & Aetna Health Plan, Inc	0	0	0	0	(1,324,472)	1,713,440		0	388,968	(2,214,941)
16121	81-4749336	Texas Health & Aetna Health Insurance Co.	0	0	0	0	(4,836,255)	26,758,700		0	21,922,445	(57,963,816)
16558	82-3333789	Aetna Better Health of North Carolina, Inc.	0	0	0	0	(2,264)	0		0	(2,264)	0
		Claims Administration Corp.	0	0	0	0	(24,054,289)	0		0	(24,054,289)	0
	05-0494040	CVS Health Corporation	0	0	0	0	176,687,957	0		0	176,687,957	0
00000	06-1270755	AHP Holdings, Inc.	0	0	0	0	66,768	0		0	66,768	0
12575	20-2833904	SilverScript Insurance Co.	0	0	(652,219)	0	(431,194,877)	(46,883,375)		0	(478,730,471)	93,385,144
00000	33-1113587	CVS Caremark Part D Services, LLC	0	0	0	0	431,194,877	0		0	431,194,877	0
00000	05-0500188	CVS Caremark Indemnity, Ltd.	0	0	0	0	0	35,162,603		0	35,162,603	(70,038,858)
00000	20-8404182	Caremark Rx., L.L.C.	0	0	0	0	0	0		0	0	0
63444	06-1566092	Accendo Insurance Company	0	0	0	0	0	11,720,772		0	11,720,772	(23,346,286)
9999999	Control Totals		0	0	0	0	0	0	XXX	0	0	0

42.2

SUPPLEMENTAL EXHIBITS AND SCHEDULES INTERROGATORIES

The following supplemental reports are required to be filed as part of your statement filing unless specifically waived by the domiciliary state. However, in the event that your domiciliary state waives the filing requirement, your response of WAIVED to the specific interrogatory will be accepted in lieu of filing a "NONE" report and a bar code will be printed below. If the supplement is required of your company but is not being filed for whatever reason enter SEE EXPLANATION and provide an explanation following the interrogatory questions.

	Responses
MARCH FILING	
1. Will the Supplemental Compensation Exhibit be filed with the state of domicile by March 1?	YES
2. Will an actuarial opinion be filed by March 1?	YES
3. Will the confidential Risk-based Capital Report be filed with the NAIC by March 1?.....	YES
4. Will the confidential Risk-based Capital Report be filed with the state of domicile, if required, by March 1?.....	YES
APRIL FILING	
5. Will Management's Discussion and Analysis be filed by April 1?	YES
6. Will the Supplemental Investment Risks Interrogatories be filed by April 1?	YES
7. Will the Accident and Health Policy Experience Exhibit be filed by April 1?	YES
JUNE FILING	
8. Will an audited financial report be filed by June 1?	YES
9. Will Accountant's Letter of Qualifications be filed with the state of domicile and electronically with the NAIC by June 1?	YES









AUGUST FILING	
10. Will the regulator-only (non-public) Communication of Internal Control Related Matters Noted in Audit be filed with the state of domicile and electronically with the NAIC (as a regulator-only non-public document) by August 1?	YES

The following supplemental reports are required to be filed as part of your annual statement filing **if your company is engaged in the type of business covered by the supplement. However, in the event that your company does not transact the type of business for which the special report must be filed, your response of NO to the specific interrogatory will be accepted in lieu of filing a "NONE" report and a bar code will be printed below.** If the supplement is required of your company but is not being filed for whatever reason enter SEE EXPLANATION and provide an explanation following the interrogatory questions.

MARCH FILING	
11. Will the Medicare Supplement Insurance Experience Exhibit be filed with the state of domicile and the NAIC by March 1?	NO
12. Will the Supplemental Life data due March 1 be filed with the state of domicile and the NAIC?	NO
13. Will Schedule SIS (Stockholder Information Supplement) be filed with the state of domicile by March 1?.....	NO
14. Will the actuarial opinion on participating and non-participating policies as required in Interrogatories 1 and 2 on Exhibit 5 to Life Supplement be filed with the state of domicile and electronically with the NAIC by March 1?.....	NO
15. Will the actuarial opinion on non-guaranteed elements as required in Interrogatory 3 to Exhibit 5 to Life Supplement be filed with the state of domicile and electronically with the NAIC by March 1?.....	NO
16. Will the Medicare Part D Coverage Supplement be filed with the state of domicile and the NAIC by March 1?.....	NO
17. Will an approval from the reporting entity's state of domicile for relief related to the five-year rotation requirement for lead audit partner be filed electronically with the NAIC by March 1?	NO
18. Will an approval from the reporting entity's state of domicile for relief related to the one-year cooling off period for independent CPA be filed electronically with the NAIC by March 1?	NO
19. Will an approval from the reporting entity's state of domicile for relief related to the Requirements for Audit Committees be filed electronically with the NAIC by March 1?.....	NO
APRIL FILING	
20. Will the Long-Term Care Experience Reporting Forms be filed with the state of domicile and the NAIC by April 1?	NO
21. Will the Supplemental Life data due April 1 be filed with the state of domicile and the NAIC?	NO
22. Will the Supplemental Health Care Exhibit (Parts 1, 2 and 3) be filed with the state of domicile and the NAIC by April 1?	YES
23. Will the regulator only (non-public) Supplemental Health Care Exhibit's Expense Allocation Report be filed with the state of domicile and the NAIC by April 1?	YES
24. Will the Life, Health & Annuity Guaranty Association Model Act Assessment Base Reconciliation Exhibit be filed with the state of domicile and the NAIC by April 1?	NO
25. Will the Adjustments to the Life, Health & Annuity Guaranty Association Model Act Assessment Base Reconciliation Exhibit (if required) be filed with the state of domicile and the NAIC by April 1?	NO
AUGUST FILING	
26. Will Management's Report of Internal Control Over Financial Reporting be filed with the state of domicile by August 1?	YES

- Explanations:
11. The data for this supplement is not required to be filed.
 12. The data for this supplement is not required to be filed.
 13. The data for this supplement is not required to be filed.
 14. The data for this supplement is not required to be filed.
 15. The data for this supplement is not required to be filed.
 16. The data for this supplement is not required to be filed.
 17. The data for this supplement is not required to be filed.
 18. The data for this supplement is not required to be filed.
 19. The data for this supplement is not required to be filed.
 20. The data for this supplement is not required to be filed.
 21. The data for this supplement is not required to be filed.
 24. The data for this supplement is not required to be filed.
 25. The data for this supplement is not required to be filed.

Bar Codes:

11. Medicare Supplement Insurance Experience Exhibit [Document Identifier 360]	
12. Life Supplement [Document Identifier 205]	
13. SIS Stockholder Information Supplement [Document Identifier 420]	
14. Participating Opinion for Exhibit 5 [Document Identifier 371]	
15. Non-Guaranteed Opinion for Exhibit 5 [Document Identifier 370]	
16. Medicare Part D Coverage Supplement [Document Identifier 365]	
17. Relief from the five-year rotation requirement for lead audit partner [Document Identifier 224]	
18. Relief from the one-year cooling off period for independent CPA [Document Identifier 225]	

SUPPLEMENTAL EXHIBITS AND SCHEDULES INTERROGATORIES

19. Relief from the Requirements for Audit Committees [Document Identifier 226]



20. Long-Term Care Experience Reporting Forms [Document Identifier 306]



21. Life Supplement [Document Identifier 211]



24. Life, Health & Annuity Guaranty Association Model Act Assessment Base Reconciliation Exhibit [Document Identifier 290]



25. Adjustments to the Life, Health & Annuity Guaranty Association Model Act Assessment Base Reconciliation Exhibit [Document Identifier 300]



ALPHABETICAL INDEX

ANNUAL STATEMENT BLANK

Analysis of Operations By Lines of Business	7
Assets	2
Cash Flow	6
Exhibit 1 - Enrollment By Product Type for Health Business Only	17
Exhibit 2 - Accident and Health Premiums Due and Unpaid	18
Exhibit 3 - Health Care Receivables	19
Exhibit 3A - Analysis of Health Care Receivables Collected and Accrued	20
Exhibit 4 - Claims Unpaid and Incentive Pool, Withhold and Bonus	21
Exhibit 5 - Amounts Due From Parent, Subsidiaries and Affiliates	22
Exhibit 6 - Amounts Due To Parent, Subsidiaries and Affiliates	23
Exhibit 7 - Part 1 - Summary of Transactions With Providers	24
Exhibit 7 - Part 2 - Summary of Transactions With Intermediaries	24
Exhibit 8 - Furniture, Equipment and Supplies Owned	25
Exhibit of Capital Gains (Losses)	15
Exhibit of Net Investment Income	15
Exhibit of Nonadmitted Assets	16
Exhibit of Premiums, Enrollment and Utilization (State Page)	30
Five-Year Historical Data	29
General Interrogatories	27
Jurat Page	1
Liabilities, Capital and Surplus	3
Notes To Financial Statements	26
Overflow Page For Write-ins	44
Schedule A - Part 1	E01
Schedule A - Part 2	E02
Schedule A - Part 3	E03
Schedule A - Verification Between Years	SI02
Schedule B - Part 1	E04
Schedule B - Part 2	E05
Schedule B - Part 3	E06
Schedule B - Verification Between Years	SI02
Schedule BA - Part 1	E07
Schedule BA - Part 2	E08
Schedule BA - Part 3	E09
Schedule BA - Verification Between Years	SI03
Schedule D - Part 1	E10
Schedule D - Part 1A - Section 1	SI05
Schedule D - Part 1A - Section 2	SI08
Schedule D - Part 2 - Section 1	E11
Schedule D - Part 2 - Section 2	E12
Schedule D - Part 3	E13
Schedule D - Part 4	E14
Schedule D - Part 5	E15
Schedule D - Part 6 - Section 1	E16
Schedule D - Part 6 - Section 2	E16
Schedule D - Summary By Country	SI04
Schedule D - Verification Between Years	SI03
Schedule DA - Part 1	E17
Schedule DA - Verification Between Years	SI10
Schedule DB - Part A - Section 1	E18
Schedule DB - Part A - Section 2	E19
Schedule DB - Part A - Verification Between Years	SI11
Schedule DB - Part B - Section 1	E20
Schedule DB - Part B - Section 2	E21
Schedule DB - Part B - Verification Between Years	SI11
Schedule DB - Part C - Section 1	SI12
Schedule DB - Part C - Section 2	SI13
Schedule DB - Part D - Section 1	E22
Schedule DB - Part D - Section 2	E23
Schedule DB - Part E	E24
Schedule DB - Verification	SI14
Schedule DL - Part 1	E25
Schedule DL - Part 2	E26
Schedule E - Part 1 - Cash	E27
Schedule E - Part 2 - Cash Equivalents	E28
Schedule E - Part 2 - Verification Between Years	SI15
Schedule E - Part 3 - Special Deposits	E29

ANNUAL STATEMENT BLANK (Continued)

Schedule S - Part 1 - Section 2	31
Schedule S - Part 2	32
Schedule S - Part 3 - Section 2	33
Schedule S - Part 4	34
Schedule S - Part 5	35
Schedule S - Part 6.....	36
Schedule S - Part 7.....	37
Schedule T - Part 2 - Interstate Compact	39
Schedule T - Premiums and Other Considerations	38
Schedule Y - Information Concerning Activities of Insurer Members of a Holding Company Group	40
Schedule Y - Part 1A - Detail of Insurance Holding Company System	41
Schedule Y - Part 2 - Summary of Insurer's Transactions With Any Affiliates	42
Statement of Revenue and Expenses	4
Summary Investment Schedule	SI01
Supplemental Exhibits and Schedules Interrogatories	43
Underwriting and Investment Exhibit - Part 1	8
Underwriting and Investment Exhibit - Part 2	9
Underwriting and Investment Exhibit - Part 2A	10
Underwriting and Investment Exhibit - Part 2B	11
Underwriting and Investment Exhibit - Part 2C	12
Underwriting and Investment Exhibit - Part 2D	13
Underwriting and Investment Exhibit - Part 3	14