

# NJDOH Test to Stay Updates

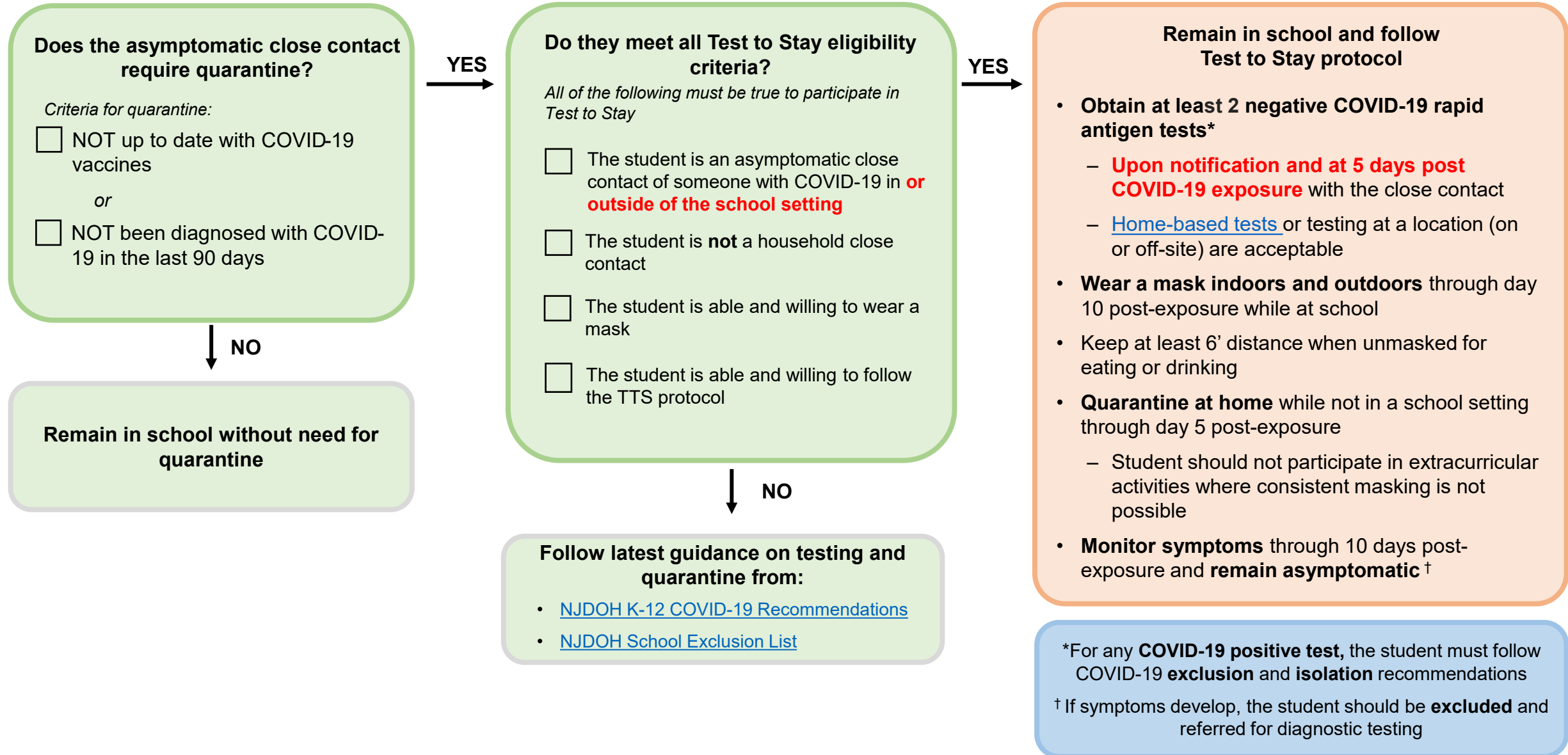
April 8, 2022



## What is TTS?

- TTS combines contact tracing and serial testing to allow **asymptomatic close contacts** who meet the criteria for quarantine to continue in-person learning
- Contact tracing and access to testing resources should be in place
  - Self tests
  - Community testing
  - On-site testing

# NJDOH Protocol for Test to Stay in K–12 schools



## Reporting Self-Tests

- Report positive results through CDRSS and select *COVID-19 Home-Based Test* as the test name  
OR
- Report to LHD

## Reporting On-Site Testing

- All providers and labs are required to report all COVID-19 tests electronically to public health
- POC tests may be reported through SimpleReport or CDRSS
- Schools should report clusters or suspected outbreaks immediately to their LHD

# Test to Stay Keeps Kids in School

## Information for Schools

### Why Participate in Test to Stay (TTS)?



- TTS allows asymptomatic students who meet the criteria for quarantine to continue in-person learning as long as they test negative for COVID-19.\*
- On-site school testing is not required.

### Simple Steps to TTS!



- Identify students who meet [criteria for quarantine](#).
- Notify parent or guardian of the option to participate in TTS to continue in-person learning.
- Ensure student can access 2 tests, one to use upon notification and one to use at the end of day 5.
- Provide parent or guardian with Parent TTS Flyer.
- Review [NJDOH TTS guidance](#) for more information.

### How to Get Tests for TTS?



- Contact your school administration about getting **free** tests for students.
- Email [COVID.schooltesting@doh.nj.gov](mailto:COVID.schooltesting@doh.nj.gov) if your school participates in the NJDOH Screening Testing Program.
- Advise parents they may order **free** at home tests to have on hand at [COVIDtests.gov](https://www.covidtests.gov) or get tests at many local pharmacies that may be covered by health insurance plans.\*\*



\*Schools implementing TTS should have contact tracing in place and access to testing resources such as testing supplies (including self-tests, or access to an existing community testing site), personnel to conduct testing (if testing on-site), among other layered prevention strategies.

\*\*Parents are responsible for following up with health insurance companies to seek reimbursement for purchased tests.

# Test to Stay (TTS) Keeps Kids in School

## Information for Parents and Guardians

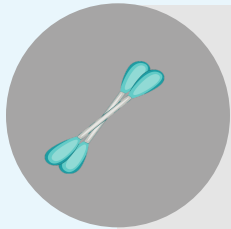
Your child has been exposed to COVID-19 and may be eligible for TTS to continue in-person learning.

- TTS allows exposed students who are not up to date with COVID-19 vaccinations to continue in-person learning instead of having to stay at home for the first 5 days after exposure.
- To participate in TTS, the student must not have any COVID-19 symptoms and test negative two times after exposure.
- At-home rapid tests can be used for TTS and testing may be available through the school. Other options for testing may include pharmacies, healthcare providers, and local health departments.
- Find additional COVID-19 resources by visiting [COVID19.nj.gov](https://COVID19.nj.gov).

### Options for Getting Tests for TTS?

- Check with the school to see if they have **free** tests available.
- Order your **free** at home tests in advance at [COVIDtests.gov](https://COVIDtests.gov).
- Check if your health insurance plan covers the cost of COVID-19 tests purchased at pharmacies and retail stores.\*


### Action Steps for Parents and Guardians:



Have your child tested twice, once right away and again on day 5. Report all test results to the school.



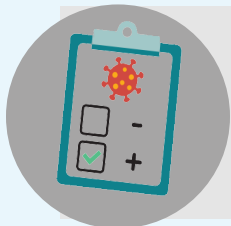
Your child must wear a well-fitting mask in school and around others through day 10 both indoors and outdoors.



When not in school, your child should stay home through 5 days after exposure. Avoid activities where masking isn't possible.



Monitor your child for symptoms until 10 days after exposure.



**If your child tests positive or develops symptoms at any point, keep them at home and notify the school.**

# Available Testing Resources

## **State Support**

- Statewide School Testing Program
  - Option 1: Vendor supported, in school testing
  - Option 2: Funding support for existing school testing program
- Vault At-Home Test Program: [learn.vaulthealth.com/nj](https://learn.vaulthealth.com/nj)

## **Federal Support**

- Free at-home tests via: <https://www.covid.gov/tests>
- Operation Expanded Testing (OpET): <https://www.cdc.gov/coronavirus/2019-ncov/testing/operation-expanded-testing.html>
- Binax Test kit distribution program (requests must be sent via NJDOH survey – see following link):  
<https://healthsurveys.nj.gov/NoviSurvey/TakeSurveyPage.aspx?s=09c93289610949e48b9bd873e2c2e7d4&tsid=3fefa0518a2f4941abf524cde5f1fd8b&c=en-US>
  - Note: Both POC and OTC test kits are now available.
- CDC's tools and resources to support school-based testing: <https://www.cdc.gov/coronavirus/2019-ncov/community/schools-childcare/school-testing.html>

## **Local Support**

- Free public testing: <https://covid19.nj.gov/faqs/nj-information/testing-and-treatment/where-can-i-get-free-public-covid-19-testing-or-treatment#direct-link>



# Resources

- [NJDOH Interim Guidance for Implementing Test to Stay in K-12 Schools](#)
- [NJDOH Video - A Review of Test to Stay for K-12 Schools](#)
- [CDC Test to Stay Options Can Help Keep Students in School During Covid-19](#)
- [Science Brief: Transmission of SARS-CoV-2 in K-12 Schools and Early Care and Education Programs – Updated](#)
- [What You Should Know About COVID-19 Testing in Schools](#)