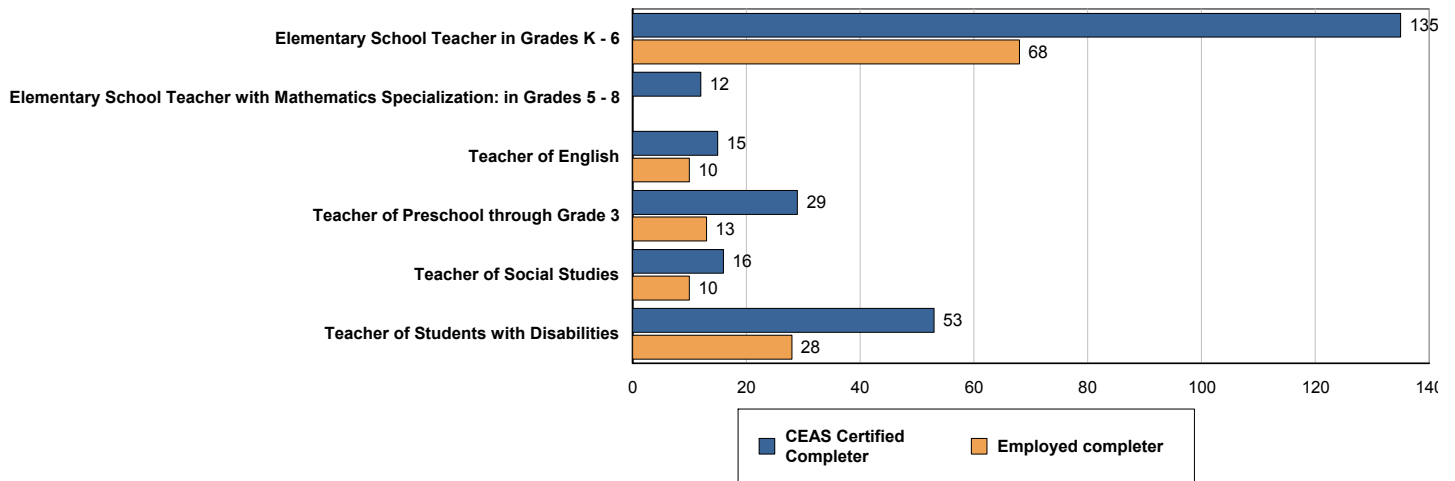


Caldwell University Cohort Profile

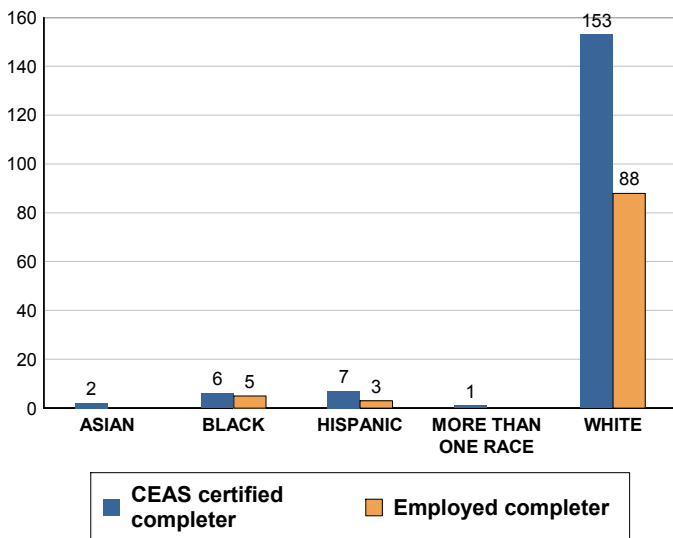
This report includes data that the Department of Education has synthesized from multiple sources: NJSmart, TCIS, NJSure and other existing data collections. The individuals identified in this report as 'CEAS certified completer' were certified in 11-12 and 12-13 with a certificate of eligibility with advanced standing (CEAS). The individuals identified in this report as 'Employed completer' were hired in a New Jersey Public School as of October 15, 2014. Each of the following graphics and tables reference their data source with a 1, 2, 3, or 4. For more details, see footnotes and an additional data explanation on the last page.

NJ public school employed completers in 14-15 SY	104	= 51 %
CEAS-certified completers in 11-12 and 12-13	202	

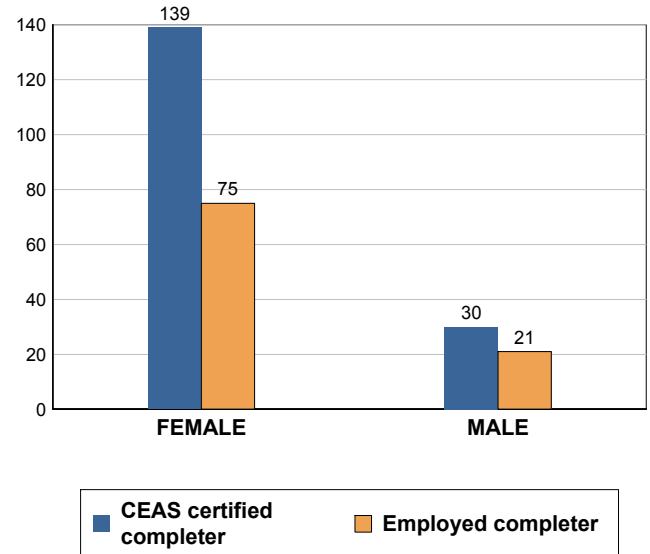
EPP's 5 Largest Programs (1,2)




Race (2,3)



Gender (2,3)



1 TCIS
 2 NJSMART
 3 NJSURE
 4 Non-submitter to NJSURE



Novice New Jersey Public School Teachers Profile

The following tables capture information about the public schools in New Jersey where this EPP's employed completers were hired as of October 15, 2014. The 'School Classification' table refers to our reward and priority schools. The 'Classroom Assignment: Teacher Shortage' table refers to individuals that obtained an endorsement in a teacher shortage area and are also employed in a teacher shortage position. 'District Factor Group (DFG)' refers to the grouping of similar school districts by socio-economic level. 'Compensation' refers to the average of all starting salaries of this EPP's employed completers in New Jersey Public Schools regionally.

DFG: <http://www.state.nj.us/education/finance/rda/dfg.shtml>

Priority/Focus: <http://www.state.nj.us/education/rac/schools/>


School Classification (2)			
	Employed as of October 15, 2014	Percentage Employed as teachers	Percentage Employed Statewide
Priority Schools	1	1 %	2 %
Focus Schools	8	7 %	11 %
Reward Schools	3	3 %	1 %
Not Classified	95	89 %	86 %

Classroom Assignment: Teacher Shortage Area (1,2)			
	Individuals obtaining NJ CEAS	Employed as of October 15, 2014	Employed in Teacher Shortage Area
Teacher Shortage Area	77	45	33
Non-Teacher Shortage Area	125	59	

District Factor Group (DFG) (2)			
	Employed as of October 15, 2014	Percentage Employed as teachers	Percentage Employed Statewide
A	17	16%	14%
B	7	7%	10%
CD	8	7%	8%
DE	12	11%	12%
FG	8	7%	12%
GH	15	14%	13%
I	27	25%	18%
J	5	5%	3%
Charter	5	5%	5%
Vocational	3	3%	4%

Compensation (2)		
	Median Salary	Number of Teachers
All Employed teachers in North region	\$ 51,983	72
All Employed teachers in Central region	\$ 52,743	25
All Employed teachers in South region	\$ 51,887	1
All Employed teachers	\$ 51,935	104

1 TCIS
 2 NJSMART
 3 NJSURE
 4 Non-submitter to NJSURE



Novice New Jersey Public School Teachers Profile, cont'd

The 'Persistence' chart and table below shows how many employed completers were hired in New Jersey Public Schools in the 13-14 SY and were still working in a New Jersey Public School in the 14-15 SY. Additionally, the tables below capture endorsement information about this EPP's CEAS certified candidates that were hired in New Jersey public schools.

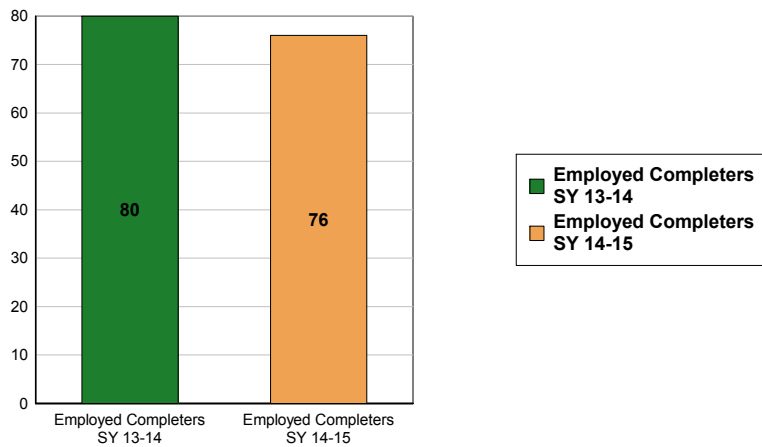
Number Of Endorsements Obtained and Employment (1,2)

	Individuals obtaining NJ CEAS	Employed as of October 15th, 2014	Percent employed as teachers
One Endorsement	116	58	50%
Two Endorsements	63	31	49%
Three or More Endorsements	23	15	65%

Cummulative GPA (3)

	Individuals obtaining NJ CEAS
Median GPA	3.53

Persistence (2)



Persistence

Percent

Continued Employment In NJ in 14-15	95.0 %
-------------------------------------	--------


1 TCIS
 2 NJSMART
 3 NJSURE
 4 Non-submitter to NJSURE



The tables on the following pages capture additional endorsement information about this EPP's CEAS certified candidates
 and where applicable employment data for those that were hired as of October 15, 2014.


Praxis II Results: Average Scaled Score (1)			
	Praxis II Test	Average Scaled Score	State Average Scaled Score
Elementary School Teacher in Grades K - 6	Elementary Education Content Knowledge	157	176
Elementary School Teacher with Mathematics Specialization: in Grades 5 - 8	Middle School Mathematics	171	169
Teacher of English	English Language, Literature and Composition Content Knowledge	182	184
Teacher of Preschool through Grade 3	Early Childhood: Content Knowledge	174	175
Teacher of Social Studies	Social Studies: Content Knowledge	169	172

1 TCIS
 2 NJSMART
 3 NJSURE
 4 Non-submitter to NJSURE



Certification Endorsement Area and Employment (1,2)			
	Individuals obtaining NJ CEAS	Employed as of October 15th, 2014	Percent employed as teachers
Elementary School Teacher in Grades K - 6	135	68	50%
Elementary School Teacher with Mathematics Specialization: in Grades 5 - 8	12	8	67%
Elementary School with Subject Matter Specialization: Language Arts/Literacy Specialization in Grades 5 - 8	4	1	25%
Elementary School with Subject Matter Specialization: Science in Grades 5 - 8	2	2	100%
Elementary School with Subject Matter Specialization: Social Studies in Grades 5 - 8	6	3	50%
Teacher of Art	3	1	33%
Teacher of Biological Science	3	3	100%
Teacher of English	15	10	67%
Teacher of English as a Second Language	1	1	100%
Teacher of Mathematics	9	7	78%
Teacher of Music	5	4	80%
Teacher of Preschool through Grade 3	29	13	45%
Teacher of Social Studies	16	10	63%
Teacher of Spanish	3	1	33%
Teacher of Students with Disabilities	53	28	53%

1 TCIS
 2 NJSMART
 3 NJSURE
 4 Non-submitter to NJSURE




Transfer Student (3)			
	Individuals obtaining NJ CEAS	Employed as of October 15, 2014	Percent employed as teachers
Reported as transferred	14	8	57 %

State of Residence, Certification (3)			
	Individuals obtaining NJ CEAS	Employed as of October 15, 2014	Percent employed as teachers
Reported as Out of State while enrolled in program	22	13	59 %

Area of Study (3)			
	Individuals obtaining NJ CEAS	Employed as of October 15th, 2014	Percent employed as teachers
Mathematics and Statistics	7	6	86 %
Education	70	27	39 %
Biological and Biomedical Sciences	1	1	100 %
Foreign Languages, Literacy, and Linguistics	2	1	50 %
Family and Consumer Sciences/Human Sciences	1	1	100 %
English Language and Literature/Letters	12	8	67 %
Social Sciences	13	9	69 %
History.	3	3	100 %
Psychology	4	1	25 %
Visual and Performing Arts	6	5	83 %

1 TCIS
 2 NJSMART
 3 NJSURE
 4 Non-submitter to NJSURE



Classroom Assignment: Content Area (1,2)		
	Employed as of October 15th, 2014	Percent employed as teachers
Social Sciences and History	6	6 %
other	2	2 %
Early Childhood Education(PK-K)	7	7 %
Fine and Performing Arts	4	4 %
Special Ed	23	21 %
Foreign Language and Literature	1	1 %
Math	14	13 %
English Language and Literacy	10	9 %
Elementary Generalist	37	35 %
ESL	1	1 %
Life and Physical Sciences	2	2 %

Data Source Notes: Certification data is submitted to the NJDOE by EPPs and gathered from the NJ Department of Education’s Teacher Certification Information System (TCIS) and is verified by the EPPs prior to publication of the EPPARs. Employment data is submitted to the NJDOE by school districts and gathered from New Jersey’s student- and staff-level Standards Measurement and Resource for Teaching data system (NJSMART). Higher Education data is submitted to the NJDOE by Institutes of Higher Education and collected from the Office of the Secretary of Higher Education’s Student Unit Record system (NJSURE). Not all Institutes of Higher Education are required to submit data to the NJSURE database. Non-submitters have been noted accordingly. For compensation data, North Region includes: Bergen, Essex, Hudson, Morris, Passaic, Sussex, and Warren Counties. Central Region includes: Hunterdon, Mercer, Middlesex, Monmouth, Somerset, and Union Counties. South Region includes: Atlantic, Burlington, Camden, Cape May, Cumberland, Gloucester, Ocean, and Salem Counties. Suppression rules have been applied Praxis II data.

Any questions or inquiries regarding the validity of the data contained in this report, please email

rpr@doe.state.nj.us

1 TCIS
 2 NJSMART
 3 NJSURE
 4 Non-submitter to NJSURE