



STATE OF NEW JERSEY
DEPARTMENT OF EDUCATION

NJ Quality Single Accountability Continuum

Robert L. Bumpus

Assistant Commissioner of Field Services

- **Purpose – *Why?***
- **Process – *How?***
- **Product – *What?***

Purpose – Why do we monitor?

Oversight of educational dollars:

- *State Aid:* \$11.9 Billion (FY15)
- *Property Taxes for Education:* \$14.5 Billion (FY15)
- *Federal Aid:* \$730 Million (FY15)
- **TOTAL** **\$27.1 Billion**
- *Per Student Expenditure* \$19,055 (FY13)

Oversight of students and staff:

- *Public School Students:* 1.4 Million (SY 13-14)
- *Professional Staff* 138,694 (SY 13-14)

Purpose - Why do we monitor?

“What gets measured gets done...”



Legal basis for NJ Quality Single Accountability Continuum:

- ***US Constitution – Amendment X:*** “The powers not delegated to the United States by the Constitution, nor prohibited by it to the States, are reserved to the States respectively, or to the people.”
- ***NJ Constitution – Article VIII, Section IV:*** “The Legislature shall provide for the maintenance and support of a thorough and efficient system of free public schools for the instruction of all the children in the State between the ages of five and eighteen years.”
- ***N.J.S.A. 18A:7A-10:*** Legislature delegates responsibility for administration of NJQSAC to Commissioner of Education to:
 - ensure that all districts operate at a high level of performance
 - assess district capacity and effectiveness and place districts on performance **continuum** to determine type and level of oversight, technical assistance and support

Purpose – Why do we monitor?

Evaluative

Supportive

Students

“Thorough and
Efficient”

Program Assessment
and Support

Resources (staff, \$\$)

Responsibility to Public

Process – Five Component Areas



Instruction and Program: student achievement, data used to inform and improve instruction, curriculum aligned to standards and educational delivery and engagement for all students.

Fiscal Accountability: financial “health” - no deficit, clean audit, money spent appropriately, facilities safe and secure



Governance: board responsibility to provide necessary personnel, materials and resources to ensure adequate programs and services



Personnel: staff appropriately certified/assigned, evaluated, and provided with professional development to meet instructional needs



Operations: programs and services to meet all student needs (guidance, nursing, referral and intervention, etc.), data (NJSMART, EVVRS, etc.)



Process - Relationship Among NJQSAC Areas

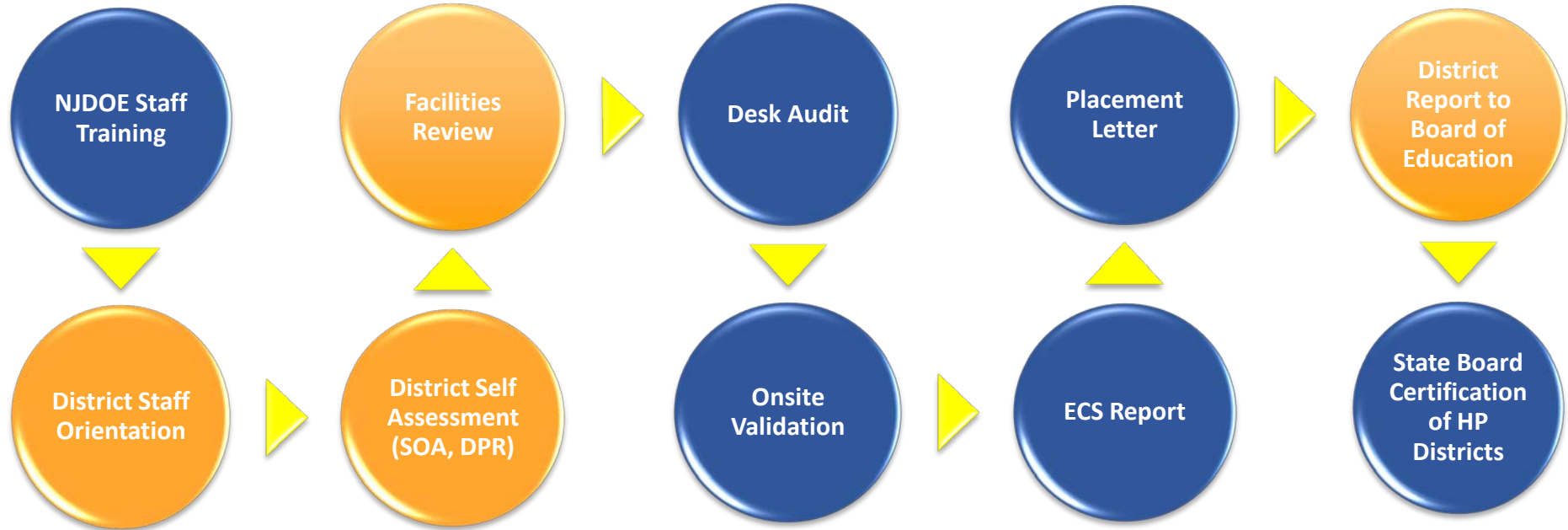


NJQSAC Indicators

- DPR #11** I & P: implements strategies to improve curriculum, instruction, staffing, professional development and data analysis
- DPR #3** **Fiscal:** performs a semi-monthly review of budget status to ensure that sufficient appropriations are available for improvement strategies
- DPR #3b** **Governance:** aligns fiscal goals with budget objectives to ensure that resources are allocated for strategies to improve student achievement
- SOA #5** **Personnel:** uses multiple data sources to identify needs and priorities for professional development that is focused on instructional strategies
- SOA #14** **Operations:** employs a multidisciplinary team to plan and deliver intervention and referral services and strategies to meet student needs

Process – How do we monitor?

Monitoring includes a continuous process of review and support provided to districts by the NJDOE county office staff



Orange - district action

Blue – NJDOE action

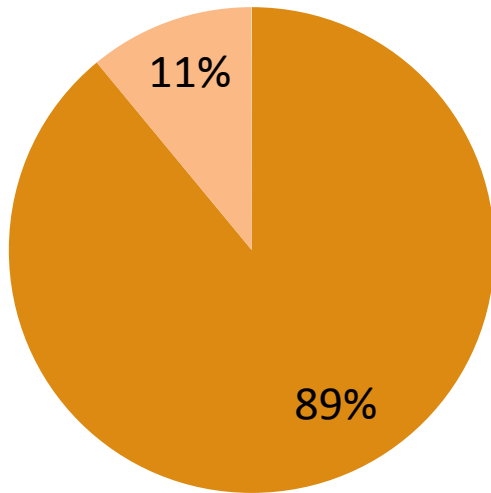
Product – What are the results of NJQSAC monitoring?

- Analyze and use student achievement data to inform and improve instruction
- Target programs and services to meet student needs
- Allocate fiscal resources to improve teaching and learning
- Link meaningful professional development to improve instruction
- Ensure that fiscal and staff resources are focused on student achievement
- **Thorough and efficient education for all students**

New Jersey Quality Single Accountability *Continuum*

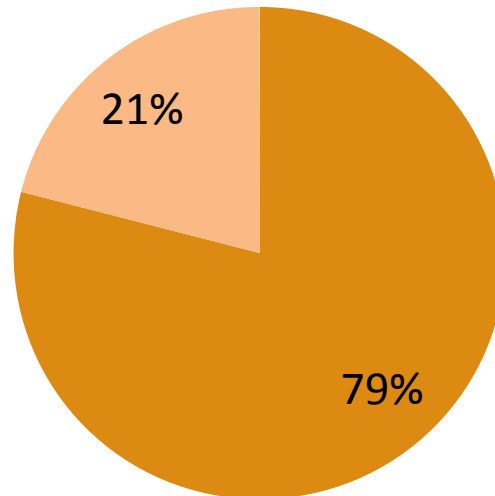
Product – What have been the results of NJQSAC monitoring?

Cycle I
2007-08 to 2009-10



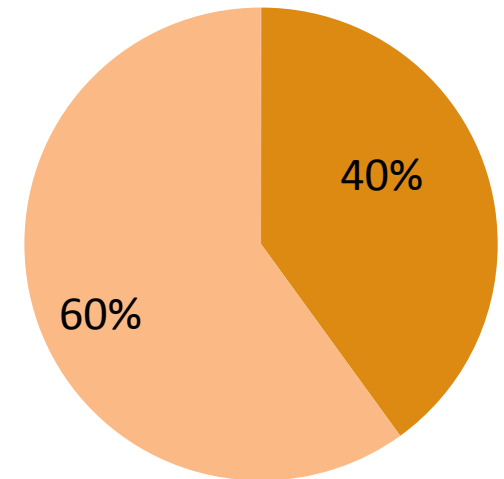
■ High Performing
■ Below 80%

Cycle II
2010-11 to 2012-13



■ High Performing
■ Below 80%

Cycle III
2013-14 to 2015-16*



■ High Performing
■ Below 80%

*Data from 2013-14 only

Product - What have been the results of NJQSAC monitoring?

- **570 Districts:**

- 436 certified (75%)

- 134 not certified (25%)

- *97 (71%) below 80% in I&P, due to student achievement and/or curriculum alignment*
- All districts below 80% are provided with support to help move them to high performing status
- Best practices that have resulted in stronger support will be addressed at January State Board meeting
- The Department continues to refine and revise QSAC implementation in order to better serve and support the districts

Streamlined Process for Review of High Performing (HP) Districts - 2014-15

- **Purpose:** to relieve HP districts of some QSAC requirements (District Performance Review, onsite verification) if they continue to meet the benchmark (80% or greater on the QSAC continuum in all five areas).
- **Process:**
 - ✓ All districts submit QSAC Statement of Assurance, which reflects district status in each of the five areas.
 - ✓ HP districts must meet QSAC requirements, based on data related to 24 metrics, which cover all five QSAC areas.
 - ✓ Eligible HP districts submit an equivalency request to demonstrate they have followed a QSAC process that meets code requirements.
 - ✓ Commissioner grants equivalency requests.
 - ✓ Districts remain certified by the State Board for an additional three years, without further QSAC monitoring/oversight.

Metrics Used to Determine District Eligibility for Equivalency/Differentiation

Designated High Performing

Instruction and Program – meets 6/8 metrics :

1. district Annual Measurable Objective (AMO) in language arts literacy (LAL) met
2. district AMO in math met
3. 80% students proficient in LAL
4. 80% students proficient in math
5. 70% students proficient in science
6. no priority/focus schools
7. 4-year graduation rate of 90%
8. English language arts, math, social studies, science curricula aligned to State Board standards



Fiscal – meets 5/6 metrics:

- | | |
|-----------------------------|---------------------------------|
| 1. unqualified audit | 4. grant reports timely |
| 2. no repeat audit findings | 5. budget requirements followed |
| 3. fiscal reports timely | 6. facilities reviews conducted |



Metrics Used to Determine District Eligibility for Equivalency/Differentiation

Governance – meets 2/3 metrics:

1. administrative contracts submitted on time
2. procedures for ECS approval of applicable administrative contracts followed
3. ethics disclosures filed



Operations – meets 3/4 metrics:

1. NJSMART reports accurate within 2%
2. timely submission of EVVRS
3. submission of safety/security agreements with local law enforcement (MOAs)
4. no significant HIB findings



Personnel – meets 1/2 metrics:

1. AchieveNJ implementation benchmarks met
2. no substantiated cases of staff institutional abuse of students

