

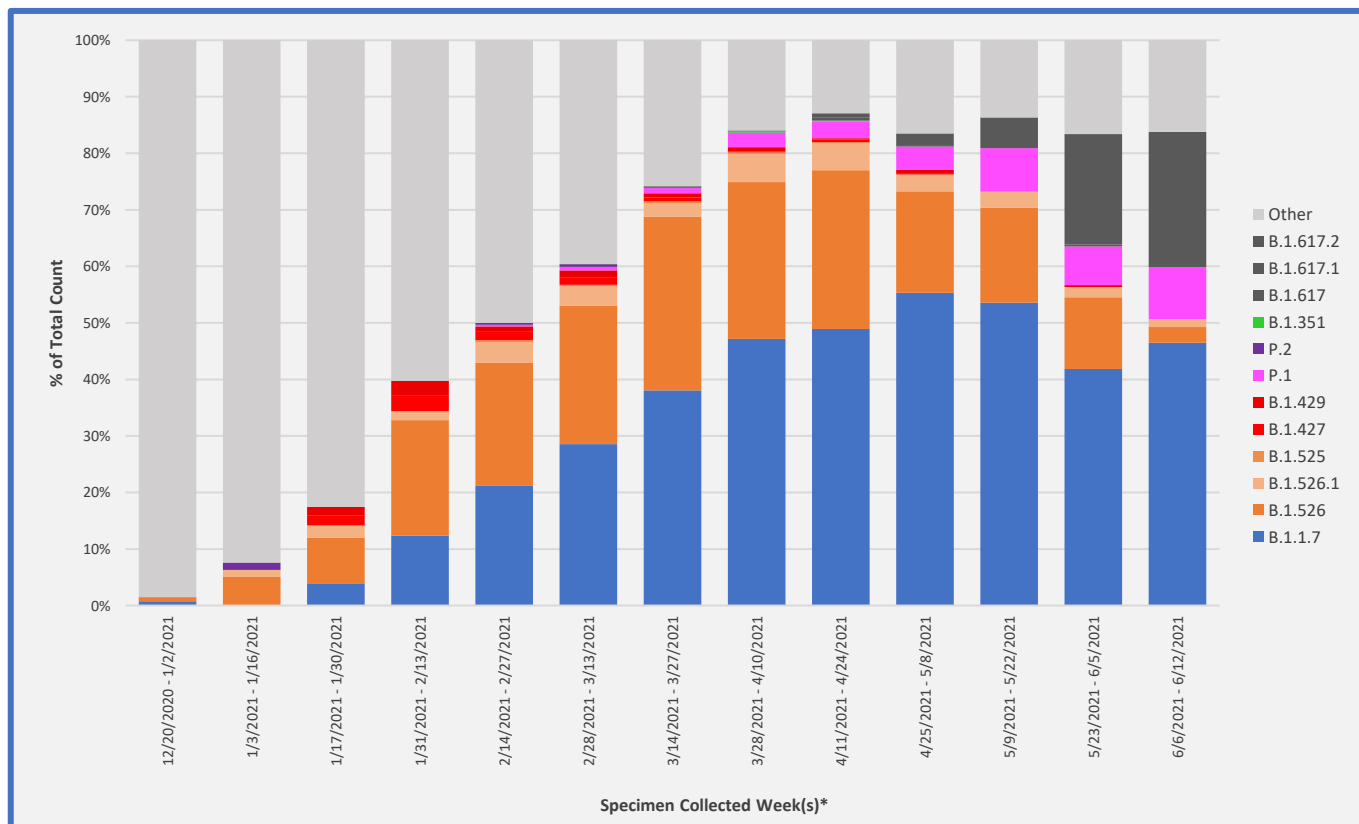
## Variant Surveillance— Cumulative Summary

Lineage ( <i>WHO Classification</i> )	Proportion of Variant Sequenced (%)	Proportion of Variant Sequenced in last 4 weeks (%)
<b>Variant of Concern</b>		
<b>B.1.1.7 (Alpha)</b>	40.0%	47.1%
<b>B.1.617.2 (Delta)</b>	1.1%	15.6%
<b>P.1 (Gamma)</b>	2.2%	7.9%
<b>B.1.427, B.1.429 (Epsilon)</b>	1.4%	0.1%
<b>B.1.351 (Beta)</b>	0.1%	0.0%
<b>Variant of Interest</b>		
<b>B.1.526 (Iota)</b>	25.1%	11.6%
<b>B.1.526.1</b>	3.5%	1.9%
<b>B.1.525 (Eta)</b>	0.2%	0.0%
<b>P.2 (Zeta)</b>	0.1%	0.0%
<b>B.1.617</b>	0.1%	0.0%
<b>B.1.617.1 (Kappa)</b>	0.1%	0.1%
Other Lineages	26.2%	15.6%
<b>Total Number of Specimens Sequenced*</b>	<b>13744</b>	<b>673</b>

\*Includes all sequencing results reported by Commercial Labs (LabCorp, Aegis Sciences Corporation, Infinity Biologix and Quest Diagnostics) and the State Public Health Lab that have been submitted for surveillance purposes.

For CDC definitions of variant of concern and variant of interest visit: <https://www.cdc.gov/coronavirus/2019-ncov/cases-updates/variant-surveillance/variant-info.html#Concern>

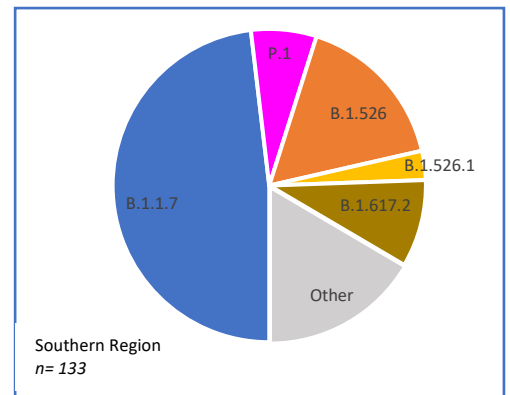
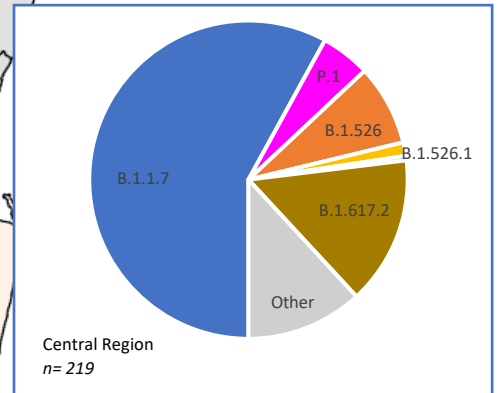
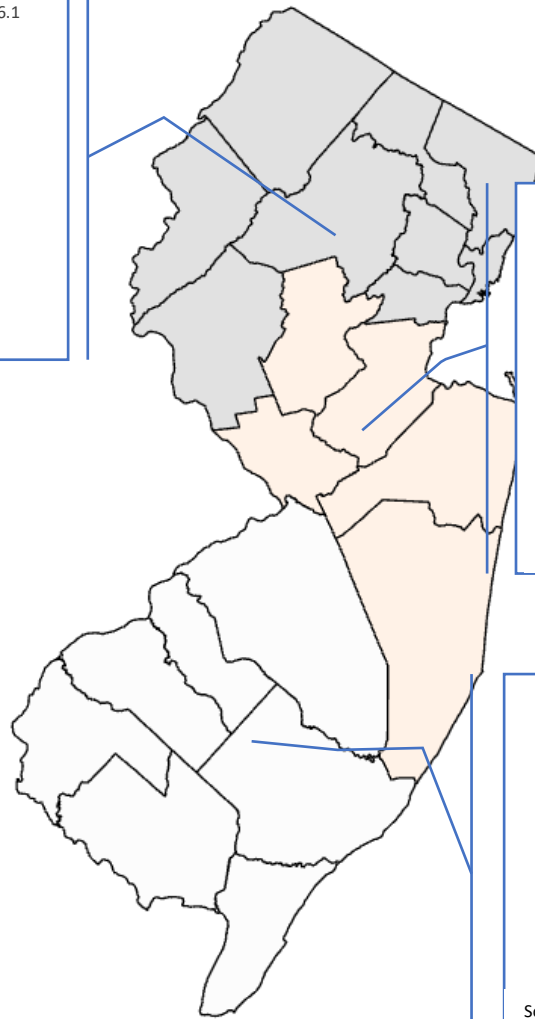
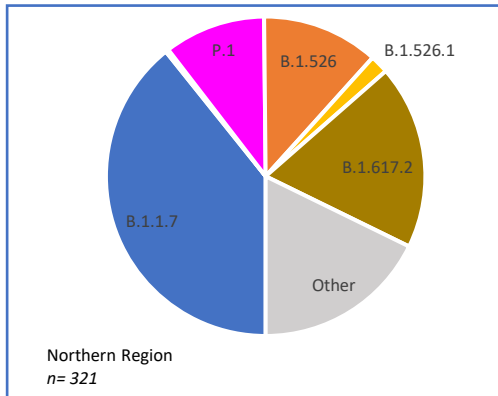
## COVID-19 Variant Surveillance by Specimen Collected Week- Cumulative Summary



Percentages represent the proportion found in the specified variant lineage. "Other" represents 150 additional lineages which include other COVID-19 variants not classified as variants of concern or variants of interest.

\*Specimens collected 6/6/2021 – 6/12/2021 reflects data for one week with a total of 142 specimens.

## COVID-19 Variant Surveillance by State Region- Previous 4 weeks Summary\*



### Variant Details

Name (Pango Lineage)	First Detected	CDC Variant Classification	WHO Label
B.1.1.7	United Kingdom	Variant of Concern	Alpha
B.1.351	South Africa	Variant of Concern	Beta
B.1.617.2	India	Variant of Concern	Delta
P.1	Brazil	Variant of Concern	Gamma
B.1.427, B.1.429	USA-California	Variant of Concern	Epsilon
B.1.525	USA-New York	Variant of Interest	Eta
B.1.526	USA-New York	Variant of Interest	Iota
B.1.526.1	USA-New York	Variant of Interest	
P.2	Brazil	Variant of Interest	Zeta
B.1.617	India	Variant of Interest	
B.1.617.1	India	Variant of Interest	Kappa

\*Each regional chart represents the proportion of the specified variant lineage and is based on sequencing results from the 4 weeks prior to the week of June 12, 2021. There is an approximately 19-24-day time lag between specimen collection and report of sequencing results to NJDOH. "Other" represents additional lineages which include other COVID-19 variants not classified as variants of concern or variants of interest.

Includes all sequencing results reported by Commercial Labs (LabCorp, Aegis Sciences Corporation, Infinity Biologix and Quest Diagnostics) and the State Public Health Lab that have been submitted for surveillance purposes.

Data reported is based on a subset of sampled specimens from NJ residents sequenced for COVID-19 variant surveillance.