

What is SEER Data & SEER*Stat Software?

The SEER research data include SEER incidence and population data associated by age, sex, race, year of diagnosis, and geographic areas (including SEER registry and county). SEER releases new research data every Spring based on the previous November's submission of data. For more information visit:

<https://seer.cancer.gov/data-software/>

- Use SEER data to address multiple topics; for example, you can: Examine stage at diagnosis by race/ethnicity.
- Calculate survival by stage at diagnosis, age at diagnosis, and tumor grade or size.
- Determine trends and incidence rates for various cancer sites over time.

SEER Data Products Available

SEER has two data products available, accessible here:

<https://seer.cancer.gov/data/access.html>

- 1) SEER Research – no eRA Commons account required.
- 2) SEER Research Plus – This requires user authentication with an [eRA Commons](#) or an HHS account.
 - ✓ Access to additional [specialized databases](#) require SEER Research Plus access first.

NJSCR FACT

New Jersey State Cancer Registry (NJSCR) provides data annually to SEER, which can be accessed through this request process.

To decide which data product you need, review <https://seer.cancer.gov/data/product-comparison.html>.

Before you get started - Rutgers applicants

1. eRA Commons Account Required

SEER Research Plus access requires an eRA Commons account. If you need an account, please contact your eRA Commons provider at your institution:

Affiliation	Contact	Email
Rutgers Cancer Institute (RCINJ)	Latona Thompson	THOMPSLM@research.rutgers.edu
Robert Wood Johnson Medical School (RWJMS)	Letitia Dean	DEANLE@rutgers.edu

2. Link your eRA Commons Account to Login.gov account
 You must link your eRA Commons account to Login.gov. Follow instructions on the access page. (<https://seer.cancer.gov/data/access.html>). Here is a snip:

Step 1: Apply for Research Plus and NCCR Data Access

- Log into the [Data Request System](#) with your eRA Commons or HHS account.
 - If using an eRA Commons account, make sure it's [linked to a Login.gov account](#) first.
- Complete the application form.
 - Contact information for a **Signing Official** is required.
 - The email address for the data requestor and the Signing Official *must* be affiliated with your institute/university/company. Note: Requests using open email accounts like gmail, icloud, 163.com etc. will be

Tango Created with Tango.us

3. Authorized Signing Official Required

On the application form, you will need to enter the name of the authorized signing official for your institution.

Affiliation	Contact	Email
Rutgers Cancer Institute (RCINJ)	Chrissa Papaioannou, Associate Director of Research & Sponsored Programs	cp847@research.rutgers.edu
Robert Wood Johnson Medical School (RWJMS)	Letitia Dean, Assistant Director of Research & Sponsored Programs	DEANLE@rutgers.edu

Here's a snip of that section:

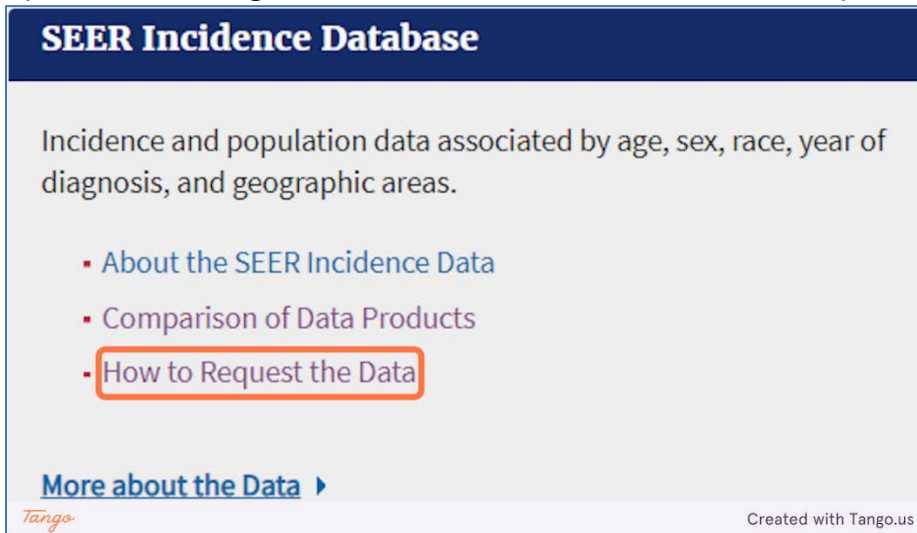
Signing Official/Administrator

The Signing Official is the person who has the legal authority for the institution's assurance of the terms of the SEER Research Data Use Certification Agreement. For example, your Institute's Provost or Director of Research Affairs could serve as a Signing Official. Please include the Signing Official's name, and email address within your institution.

* Signing Official first name * Signing Official last name * Signing Official email address

How do I request the SEER Data?

- Go to <https://seer.cancer.gov/data-software/> and click on 'How to Request the Data'



SEER Incidence Database

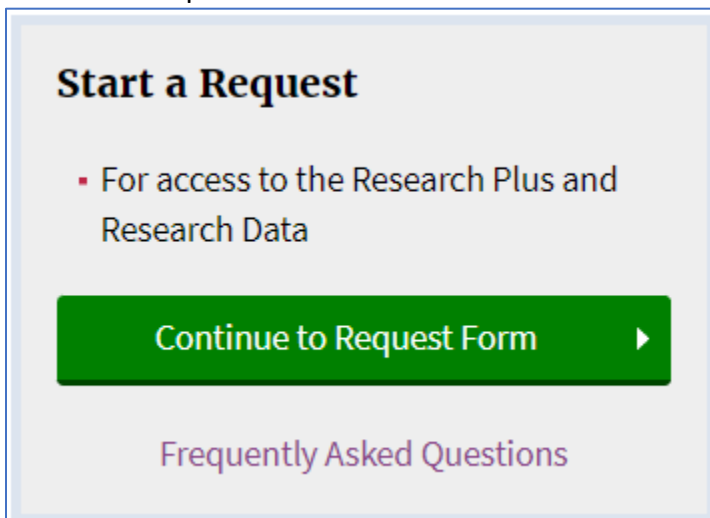
Incidence and population data associated by age, sex, race, year of diagnosis, and geographic areas.

- [About the SEER Incidence Data](#)
- [Comparison of Data Products](#)
- [How to Request the Data](#)

[More about the Data](#) ▶

Tango Created with Tango.us

- Click 'Continue to Request Form' and follow instructions



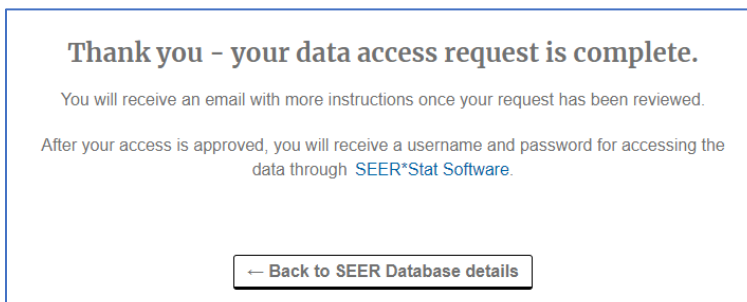
Start a Request

- For access to the Research Plus and Research Data

[Continue to Request Form](#) ▶

[Frequently Asked Questions](#)

- You will know that your request is complete when you receive a confirmation message. See snip:



Thank you - your data access request is complete.

You will receive an email with more instructions once your request has been reviewed.

After your access is approved, you will receive a username and password for accessing the data through [SEER*Stat Software](#).

[← Back to SEER Database details](#)