

EMS Monthly Report for January, 2018

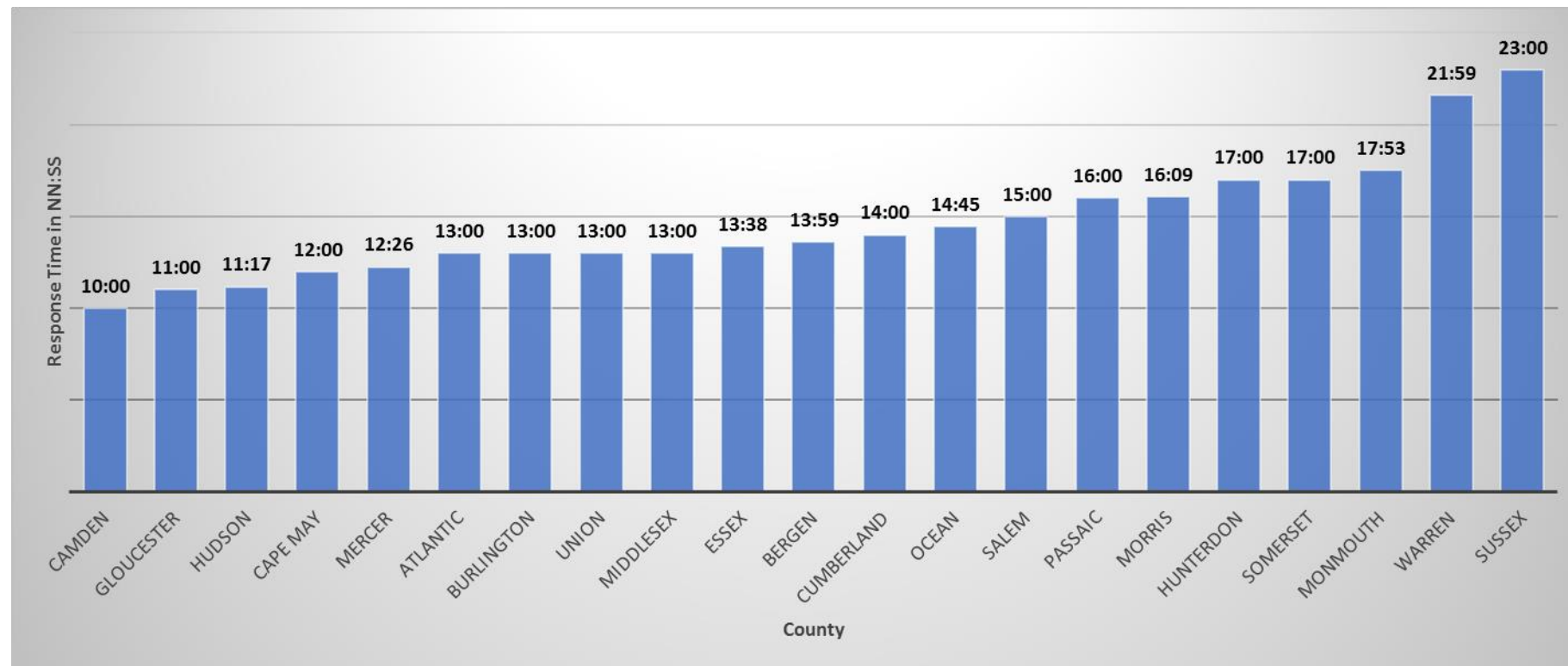
NJ Department of Health

Office of Emergency Medical Services (OEMS)



All EMS Agency Response Times by County, in Minutes January , 2018

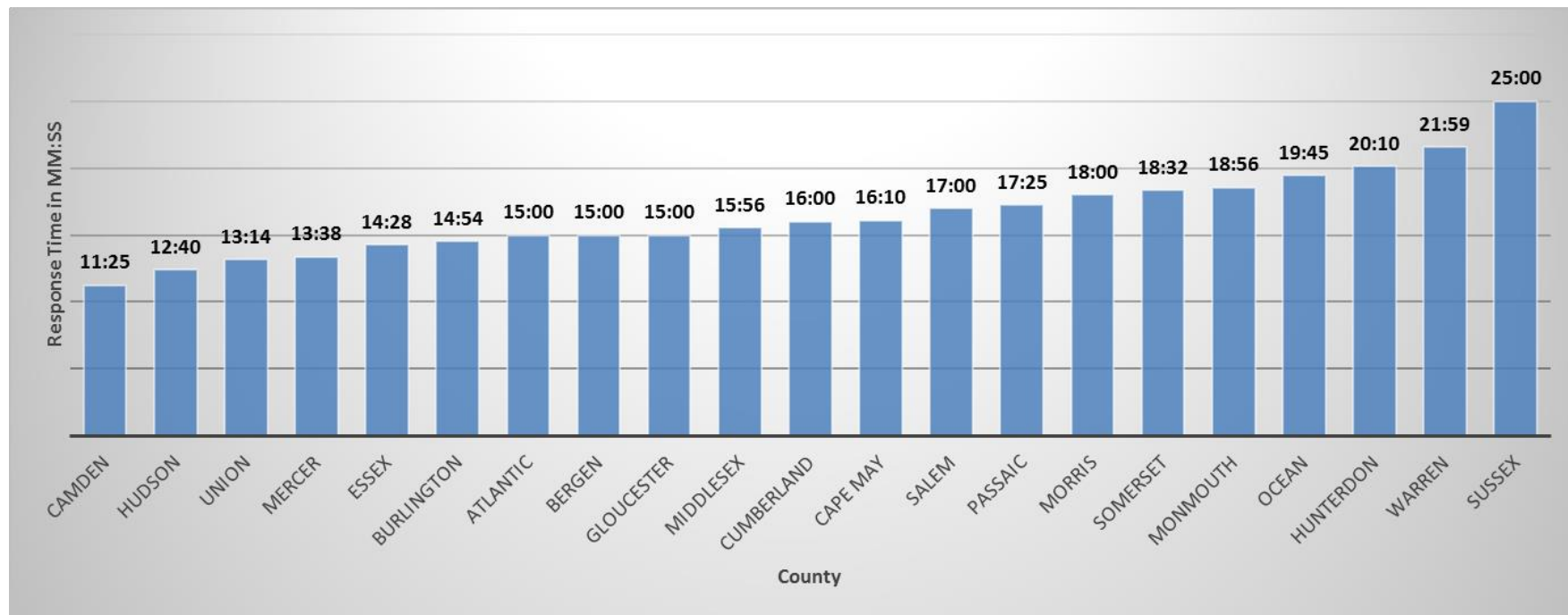
COUNTY	90th PERCENTILE	Total Calls
Camden	10:00	7,872
Gloucester	11:10	3,322
Mercer	12:26	5,087
Atlantic	13:00	3,260
Burlington	13:00	4,823
Cape May	13:00	1,273
Union	13:00	3,714
Middlesex	13:10	7,810
Hudson	13:19	7,298
Essex	13:31	10,167
Bergen	13:58	5,770
Ocean	14:45	4,031
Cumberland	14:58	1,343
Salem	15:00	819
Passaic	16:00	3,109
Morris	16.10	3,468
Hunterdon	17:00	1,050
Somerset	17:00	2,216
Monmouth	17:50	3,432
Warren	21:59	1,113
Sussex	23:00	1,103
Total		82,080



- Response time is defined as agency dispatch to agency unit arrival on location
- Fractions of a minute were calculated: (fraction of a minute) x 60
- Includes 100% ALS and ~85% BLS statewide data
- 90th Percentile represented as MM.SS
- Non-patient type calls are excluded from this report
- Non-emergency patient transports are excluded from this report

All ALS Agency Response Times by County, in Minutes January , 2018

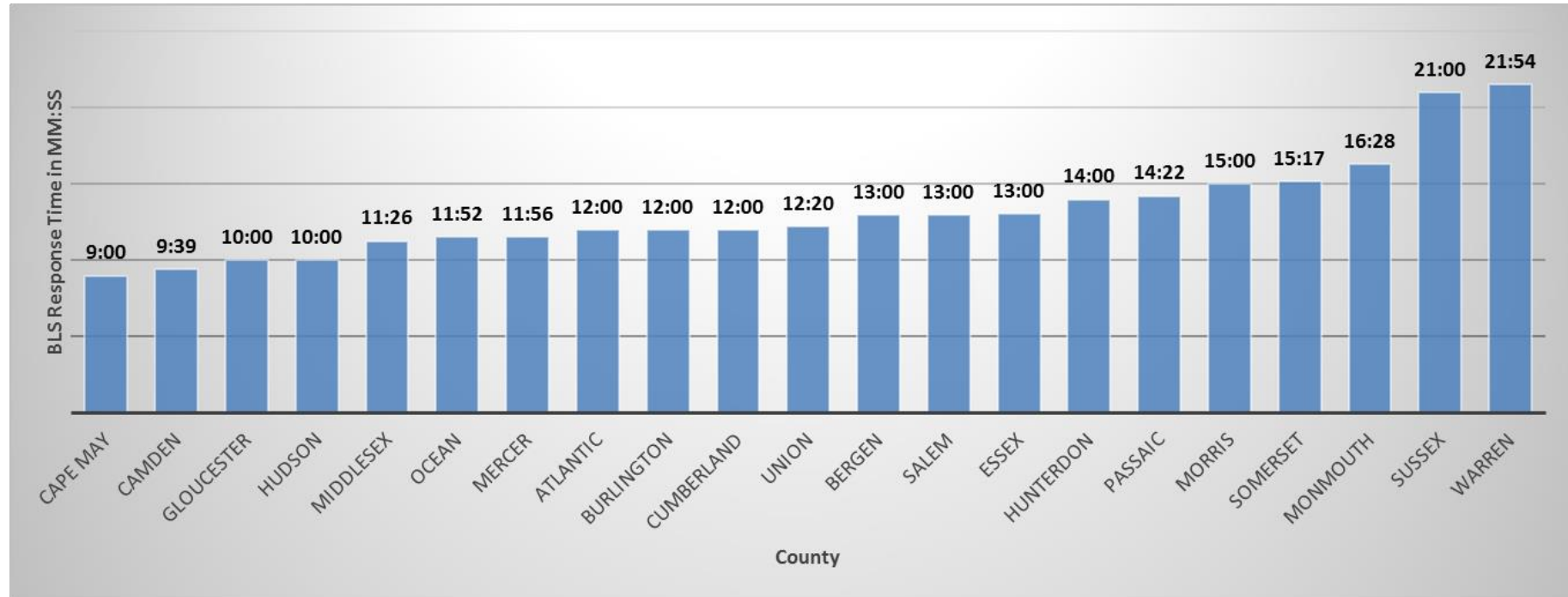
County	90th Percentile	Total Calls
Camden	11:25	2,248
Hudson	12:40	2,232
Union	13:14	1,293
Mercer	13:38	1,419
Essex	14:28	2,677
Burlington	14:54	1,242
Atlantic	15:00	947
Bergen	15:00	1,762
Gloucester	15:00	803
Middlesex	15:56	2,022
Cumberland	16:00	563
Cape May	16:10	304
Salem	17:00	223
Passaic	17:25	1,461
Morris	18:00	1,121
Somerset	18:32	670
Monmouth	18:56	1,013
Ocean	19:45	857
Hunterdon	20:10	341
Warren	21:59	357
Sussex	25:00	340
Total		23,895



Changes in January, 2018 Report: Response time for ALS and BLS has been added to this report

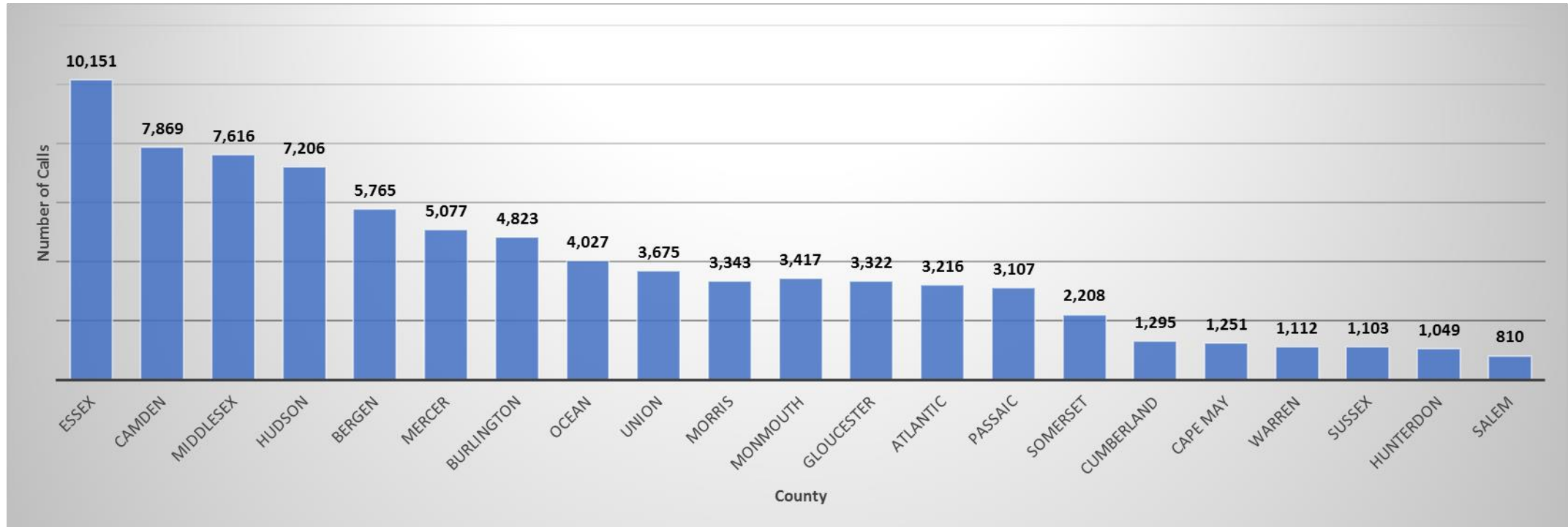
All BLS Agency Response Times by County, in Minutes January , 2018

County	90th Percentile	Total Calls
Cape May	9:00	947
Camden	9:39	5,621
Gloucester	10:00	2,519
Hudson	10:00	4,974
Middlesex	11:26	5,593
Ocean	11:52	3,170
Mercer	11:56	3,658
Atlantic	12:00	2,269
Burlington	12:00	3,581
Cumberland	12:00	732
Union	12:20	2,382
Bergen	13:00	4,003
Salem	13:00	587
Essex	13:00	7,472
Hunterdon	14:00	708
Passaic	14:22	1,646
Morris	15:00	2,222
Somerset	15:17	1,538
Monmouth	16:28	2,404
Sussex	21:00	763
Warren	21:54	755
Total Calls		57,544



Changes in January, 2018 Report: Response time for ALS and BLS has been added to this report.

Total Calls for EMS by County January, 2018



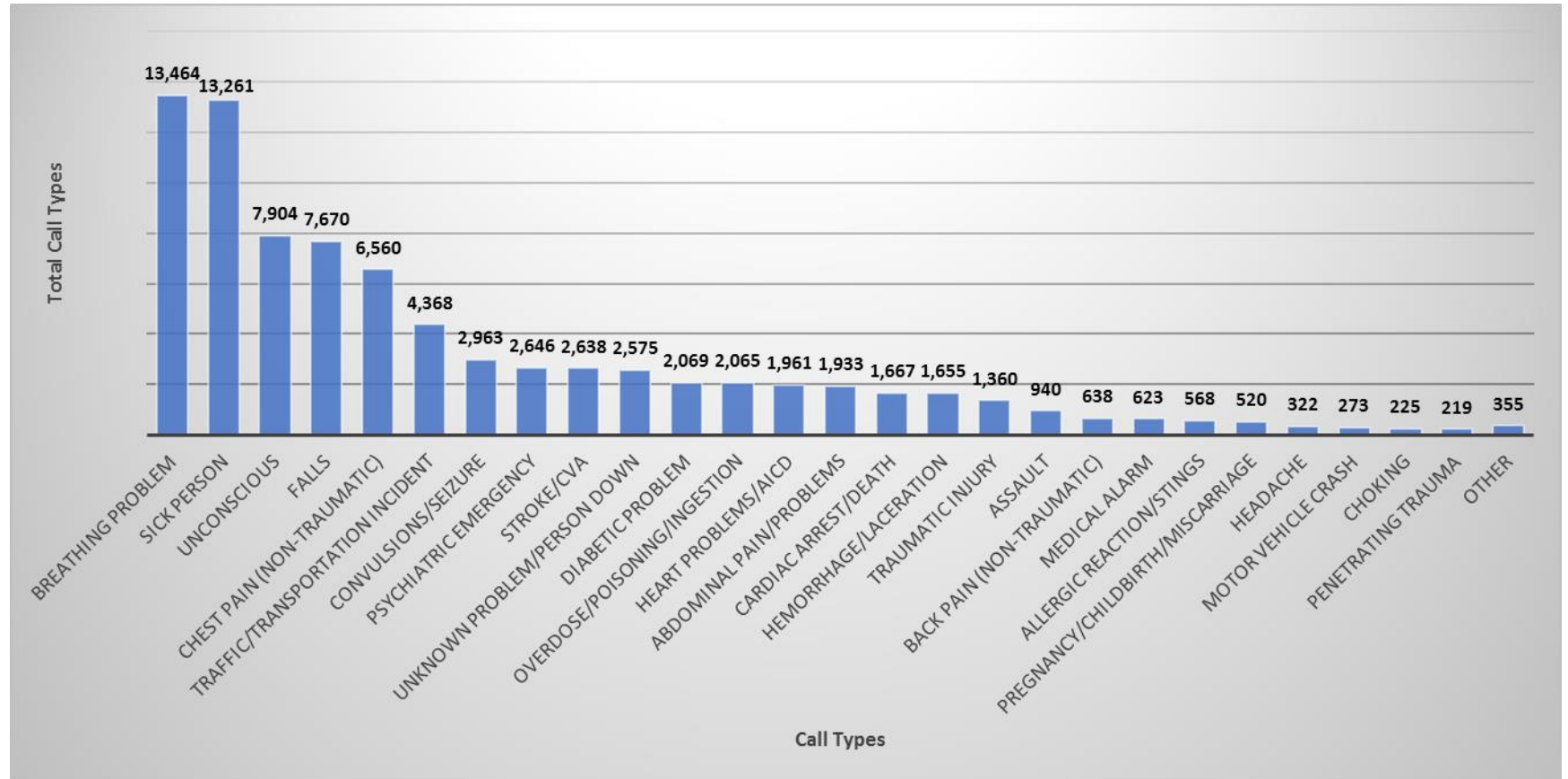
County	Essex	Camden	Middlesex	Hudson	Bergen	Mercer	Burlington	Ocean	Union	Morris	Monmouth
Total calls	10,167	7,872	7,810	7,298	5,770	5,087	4,823	4,031	3,714	3,468	3,432
%Total	12.4%	9.6%	9.5%	8.9%	7.0%	6.2%	5.9%	4.9%	4.5%	4.2%	4.20%

County	Gloucester	Atlantic	Passaic	Somerset	Cumberland	Cape May	Warren	Sussex	Hunterdon	Salem	Total calls
Total calls	3,322	3,260	3,109	2,216	1,343	1,273	1,113	1,103	1,050	819	82,080
%Total	4.0%	4.0%	3.8%	2.7%	1.6%	1.6%	1.4%	1.3%	1.3%	1.0%	100.0%

- Total call report includes all emergency responses by agencies where a patient encounter occurred and a report was generated
- Includes 100% ALS and ~85% BLS statewide data
- Non-patient type call types are excluded from this report
- Non-emergency patient transports are excluded in this report

Call Types with More than 100 Reported Incidents Statewide January, 2018

Call Types	Count	Percent
Breathing Problem	13,578	16.5%
Sick Person	13,350	16.3%
Unconscious	7,967	9.7%
Falls	7,703	9.4%
Chest Pain (Non-Traumatic)	6,624	8.1%
Traffic/Transportation Incident	4,391	5.3%
Convulsions/Seizure	2,985	3.6%
Stroke/CVA	2,680	3.3%
Psychiatric Emergency	2,653	3.2%
Unknown Problem/Person Down	2,577	3.1%
Diabetic Problem	2,096	2.6%
Overdose/Poisoning/Ingestion	2,079	2.5%
Heart Problems/AICD	2,019	2.5%
Abdominal Pain/Problems	1,951	2.4%
Cardiac Arrest/Death	1,680	2.0%
Traumatic Injury	1,373	1.7%
Assault	943	1.1%
Back Pain (Non-Traumatic)	641	0.8%
Medical Alarm	624	0.8%
Allergic Reaction/Stings	571	0.7%
Pregnancy/Childbirth/Miscarriage	522	0.6%
Headache	324	0.4%
Motor Vehicle Crash	277	0.3%
Choking	225	0.3%
Penetrating Trauma	220	0.3%
Other	357	0.4%
Total	82,080	100.0%



- The call type is a description of the emergency as designated by the dispatch center. Call type (descriptions) are based on the predefined "national" call types which are and "mapped" by the agency's specific software.
- Includes 100% ALS and ~85% BLS statewide data
- This report includes call types as reported by the EMS agency
- Non-patient type calls are excluded from this report
- Non-emergency patient transports are excluded in this report
- Some category names have been shortened for brevity

Top Five Call Types by County, January, 2018

Atlantic		Bergen		Burlington		Camden		Cape May	
Call Type	# Calls	Call Type	# Calls	Call Type	# Calls	Call Type	# Calls	Call Type	# Calls
Breathing Problem	486	Sick Person	1,118	Breathing Problem	840	Breathing Problem	1,415	Sick Person	235
Sick Person	479	Breathing Problem	967	Falls	550	Sick Person	1,203	Breathing Problem	202
Unknown Problem/Person Down	405	Falls	639	Unknown Problem/Person Down	532	Unconscious	1,187	Falls	170
Falls	314	Unconscious	514	Unconscious	410	Chest Pain (Non-Traumatic)	647	Chest Pain (Non-Traumatic)	130
Unconscious	276	Chest Pain (Non-Traumatic)	369	Sick Person	358	Falls	597	Unconscious	83

Cumberland		Essex		Gloucester		Hudson		Hunterdon	
Call Type	# Calls	Call Type	# Calls	Call Type	# Calls	Call Type	# Calls	Call Type	# Calls
Sick Person	325	Sick Person	2,301	Breathing Problem	592	Sick Person	1,437	Breathing Problem	166
Breathing Problem	211	Breathing Problem	1,482	Falls	515	Breathing Problem	1,215	Sick Person	142
Heart Problems/AICD	131	Chest Pain (Non-Traumatic)	759	Unconscious	371	Unconscious	745	Unconscious	100
Unconscious	111	Unconscious	701	Sick Person	357	Chest Pain (Non-Traumatic)	745	Falls	99
Stroke/CVA	73	Traffic/Transportation Incident	674	Chest Pain (Non-Traumatic)	234	Falls	437	Chest Pain (Non-Traumatic)	84

Mercer		Middlesex		Monmouth		Morris		Ocean	
Call Type	# Calls	Call Type	# Calls	Call Type	# Calls	Call Type	# Calls	Call Type	# Calls
Sick Person	1,115	Breathing Problem	1,202	Breathing Problem	616	Breathing Problem	586	Breathing Problem	750
Breathing Problem	792	Sick Person	1,100	Falls	465	Sick Person	585	Falls	564
Chest Pain (Non-Traumatic)	499	Falls	845	Unconscious	357	Falls	417	Sick Person	435
Unconscious	421	Unconscious	826	Sick Person	280	Unconscious	330	Unconscious	364
Falls	401	Chest Pain (Non-Traumatic)	652	Chest Pain (Non-Traumatic)	260	Chest Pain (Non-Traumatic)	295	Chest Pain (Non-Traumatic)	272

Passaic		Salem		Somerset		Sussex		Union	
Call Type	# Calls	Call Type	# Calls	Call Type	# Calls	Call Type	# Calls	Call Type	# Calls
Breathing Problem	598	Unknown Problem/Person Down	183	Breathing Problem	366	Sick Person	181	Sick Person	641
Sick Person	583	Breathing Problem	126	Unconscious	318	Breathing Problem	140	Breathing Problem	622
Chest Pain (Non-Traumatic)	283	Unconscious	57	Falls	260	Falls	133	Unconscious	337
Unconscious	274	Sick Person	56	Sick Person	257	Traffic/Transportation Incident	96	Chest Pain (Non-Traumatic)	325
Falls	174	Traffic/Transportation Incident	49	Chest Pain (Non-Traumatic)	249	Unconscious	91	Falls	314

Warren		New Jersey	
Call Type	# Calls	Call Type	# Calls
Breathing Problem	240	Breathing Problem	13,578
Sick Person	162	Sick Person	13,350
Falls	153	Unconscious	7,967
Chest Pain (Non-Traumatic)	115	Falls	7,703
Unconscious	94	Chest Pain (Non-Traumatic)	6,624

- The call type is a description of the emergency as designated by the dispatch center. Call type (descriptions) are based on the predefined "national" call types which are and "mapped" by the agency's specific software
- Includes 100% ALS and ~85% BLS statewide data
- This report includes call types as reported by the EMS agency
- Non-Patient type calls are excluded from this report
- Non-Emergency patient transports are excluded in this report
- Some category names have been shortened for brevity