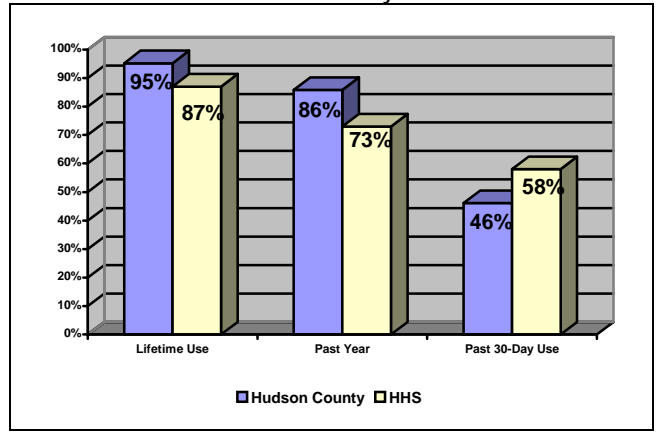


There were 778 Hudson County residents who went through the IDRC Education and Evaluation program in 2004. The following tables and graphs give demographic information about these clients. Clients' reported alcohol and other drug use characteristics are also described. Information was gathered from a mandatory self-administered questionnaire given during the IDRC classes and the counselors' screening/evaluation scoring forms.

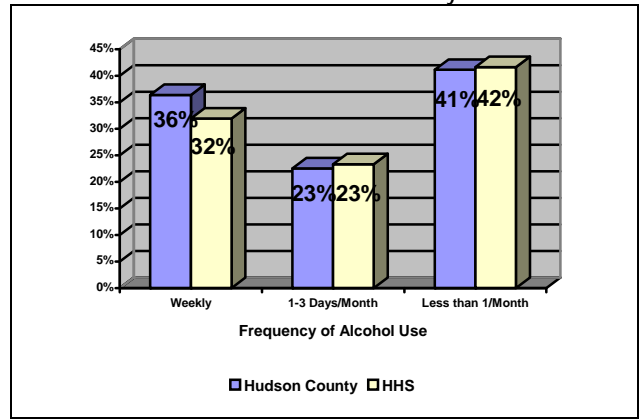
Hudson County IDRC Client Demographics

	N	%
Gender		
Male	691	88.9
Female	86	11.1
Age		
<21 (16-20)	25	3.2
21-24	94	12.1
25-34	276	35.6
35-49	304	39.2
50 and Over	77	9.9
Race/Ethnicity		
White (non-Hispanic)	281	37.0
Black (non-Hispanic)	43	5.7
Hispanic	389	51.2
Other	47	6.2
Education		
Less than High School	146	19.6
High School Graduate	253	34.0
Some College	168	22.6
College Graduate or Higher	177	23.8
Marital Status		
Single	356	46.8
Married	236	31.0
Divorced/Separated/Other	169	22.2
Household Income		
Under \$24,999	295	39.3
\$25,000-34,999	125	16.7
\$35,000-49,999	141	18.8
Over \$50,000	189	25.2
Employment Status		
Full-Time	544	71.6
Part-Time	67	8.8
Unemployed/Other	149	19.6

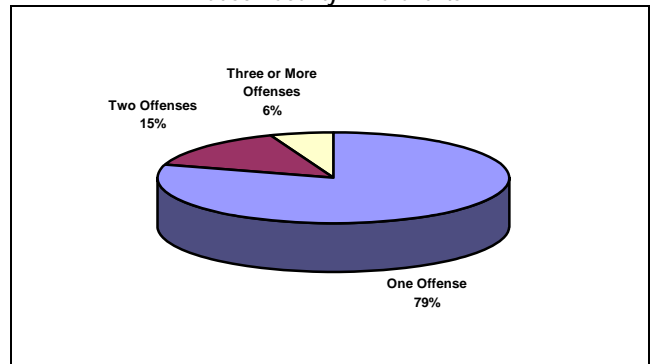
Alcohol Use by Hudson County IDRC Clients Compared with 2004 NJ Household Survey



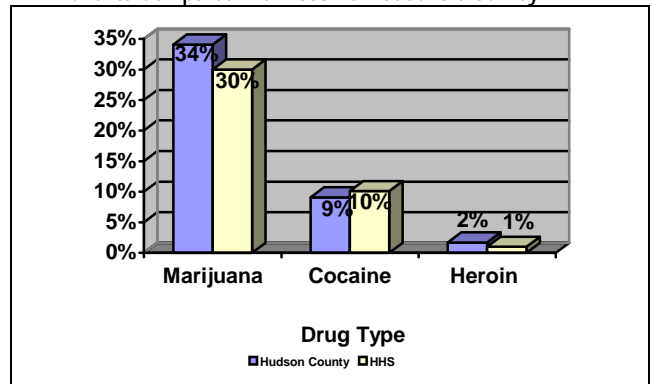
Frequency of Alcohol Use by Hudson County Clients Compared with 2003 NJ Household Survey



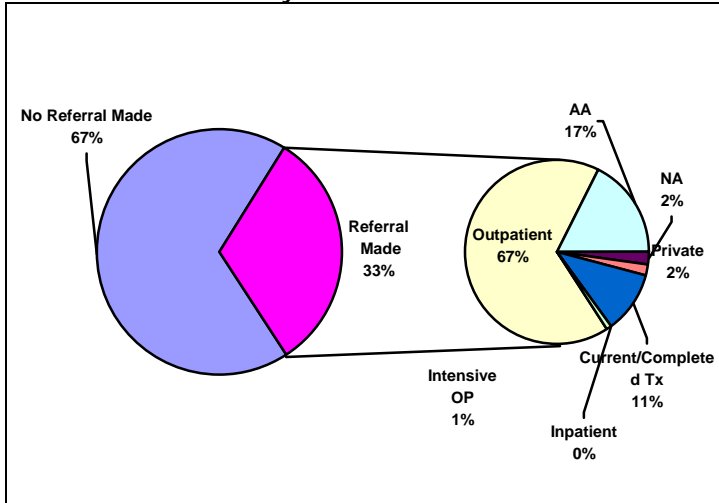
Number of Alcohol-Related Offenses on DMV Records of Hudson County IDRC Clients



Lifetime Marijuana, Cocaine and Heroin Use by Hudson County IDRC Clients Compared with 2003 NJ Household Survey



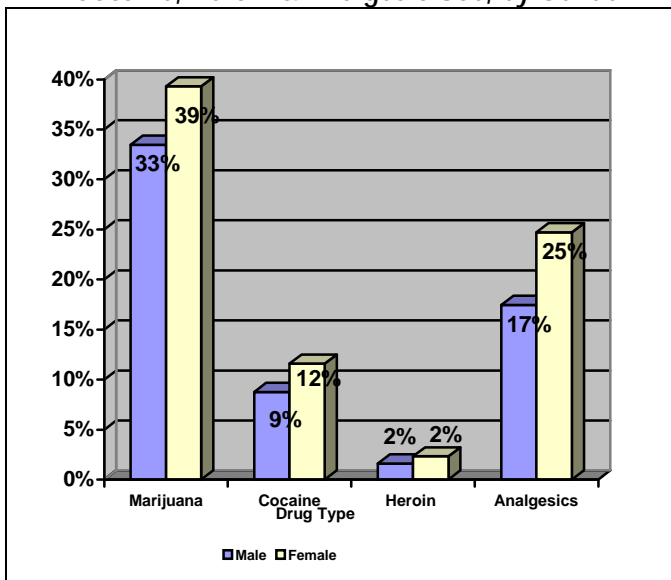
2004 Hudson County Resident Referrals from IDRC



Clients' Treatment/Self-Help History by Screening Score and Referral Status

Treatment/Self-Help History	N	% Clients with Treatment History who Scored 9 or more*	% Clients with Treatment History who had Referral Made
AA in Lifetime	126	65.9	79.4
Currently in AA	58	65.5	81.0
NA Lifetime	45	73.3	77.8
Currently in NA	18	83.3	83.3
Treatment in Lifetime	76	67.1	79.0
Currently in Treatment	37	70.3	78.4

Hudson County IDRC Clients' Lifetime Marijuana, Cocaine, Heroin & Analgesic Use, by Gender



* RIASI Screening Score (Research Institute on Addictions Self Inventory): A DUI offender screening instrument created for and used by the State of New York in its Stop DWI Programs. Included are 41 True/False questions and 8 multiple response questions, each worth 1 point each. The questions cover several factors of substance dependence: classic symptoms, family history, risk-taking behavior, psychological factors, interpersonal competence, health, and alcohol beliefs. It was considered a positive screen if the client scores a 9 or above.

Alcohol & Drug Abuse/Dependence by Demographics

	% Alcohol Abuse	% Alcohol Dependence	% Drug Abuse	% Drug Dependence
GENDER Male	56.2	17.1	9.4	2.6
Female	66.3	12.8	3.5	2.3
AGE <21	76.0	16.0	24.0	12.0
21-24	66.0	14.9	8.5	4.3
25-34	56.9	22.1	8.7	1.5
35-49	52.6	12.8	7.9	3.0
50 and Over	61.0	14.3	7.8	0.0
EDUCATION Less than high school	48.6	17.8	13.0	4.8
High school graduate	56.5	15.8	9.9	2.0
Some college	59.5	14.9	7.7	3.6
College graduate or higher	63.8	17.5	4.5	1.1
RACE/ETHNICITY White	56.9	15.0	8.9	4.6
Black	65.1	9.3	11.6	0.0
Hispanic	55.5	18.0	8.2	1.8
Other	63.8	23.4	12.8	0.0
EMPLOYMENT STATUS Employed Full-time	58.3	16.5	8.5	1.3
Employed part-time	55.2	19.4	10.5	3.0
Unemployed/other	55.7	15.4	10.1	7.4
INCOME Under \$10,000	58.4	13.9	11.9	6.9
\$10,000-24,999	52.1	21.1	9.8	1.0
\$25,000-34,999	64.8	12.8	8.8	2.4
\$35,000-49,999	58.9	17.7	8.5	2.1
\$50,000 +	57.7	16.4	6.4	2.7
OFFENSES 1 Lifetime Alcohol Offense on DMV Record	59.0	15.3	7.8	2.3
2 Lifetime Alcohol Offenses on DMV Record	50.9	19.6	12.5	4.5
3 or More Lifetime Alcohol Offenses on DMV Record	48.9	26.7	11.1	2.2

Hudson County IDRC Clients' Self-Reported Illicit Drug Use

	Lifetime	Past Year	Past 30 days
Marijuana	34.1	12.1	2.4
Cocaine	9.1	3.6	0.4
Heroin	1.7	0.4	0.0
Analgesic	18.2	13.1	5.8
Hallucinogen	4.7	1.1	0.2
Club Drugs	5.1	1.4	0.0
Tranquilizer	4.3	1.6	0.5
Sedative	9.5	7.7	4.3
Stimulant	2.1	0.6	0.0
Inhalant	2.0	0.2	0.0
Methamphetamine	1.7	0.6	0.0
Anabolic Steroids	1.0	0.4	0.0