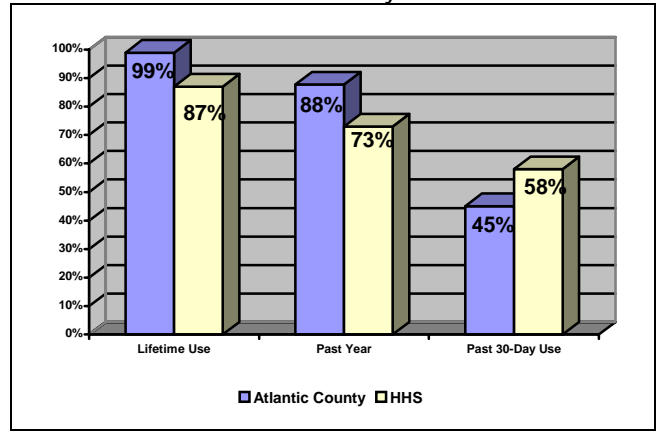


There were 808 Atlantic County residents who went through the IDRC Education and Evaluation program in 2005. The following tables and graphs give demographic information about these clients. Clients' reported alcohol and other drug use characteristics are also described. Information was gathered from a mandatory self-administered questionnaire given during the IDRC classes and the counselors' screening/evaluation scoring forms.

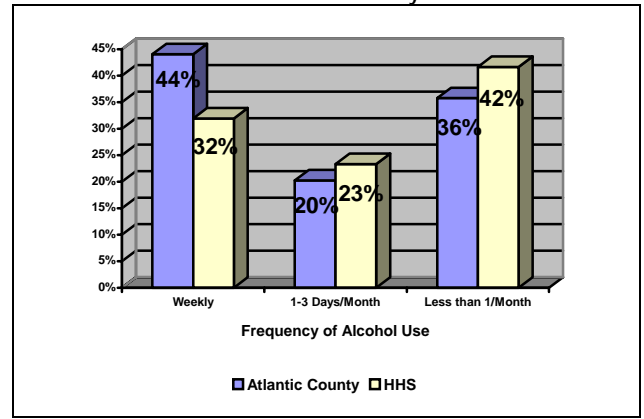
Atlantic County IDRC Client Demographics

	N	%
Gender		
Male	611	75.6
Female	197	24.4
Age		
<21 (16-20)	52	6.4
21-24	103	12.8
25-34	214	26.5
35-49	321	39.8
50 and Over	117	14.5
Race/Ethnicity		
White (non-Hispanic)	556	69.0
Black (non-Hispanic)	80	9.9
Hispanic	144	17.9
Other	26	3.2
Education		
Less than High School	140	17.7
High School Graduate	354	44.8
Some College	195	24.7
College Graduate or Higher	102	12.9
Marital Status		
Single	371	46.5
Married	196	24.6
Divorced/Separated/Other	231	29.0
Household Income		
Under \$24,999	313	39.4
\$25,000-34,999	118	14.9
\$35,000-49,999	128	16.1
Over \$50,000	235	29.6
Employment Status		
Full-Time	545	68.0
Part-Time	96	12.0
Unemployed/Other	161	20.1

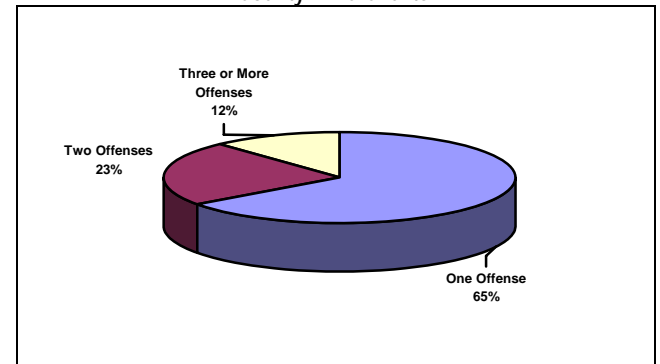
Alcohol Use by Atlantic County IDRC Clients Compared with 2003 NJ Household Survey



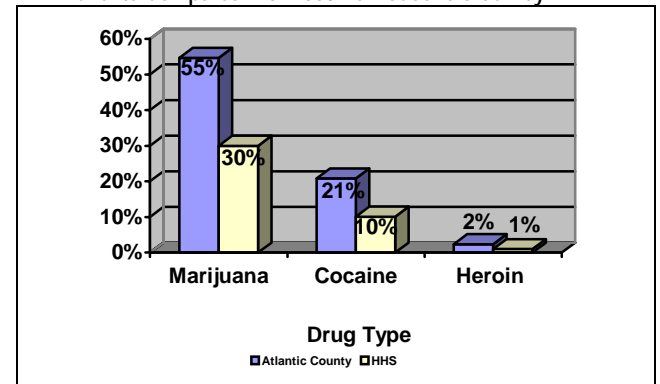
Frequency of Alcohol Use by IDP Clients Compared with 2003 NJ Household Survey



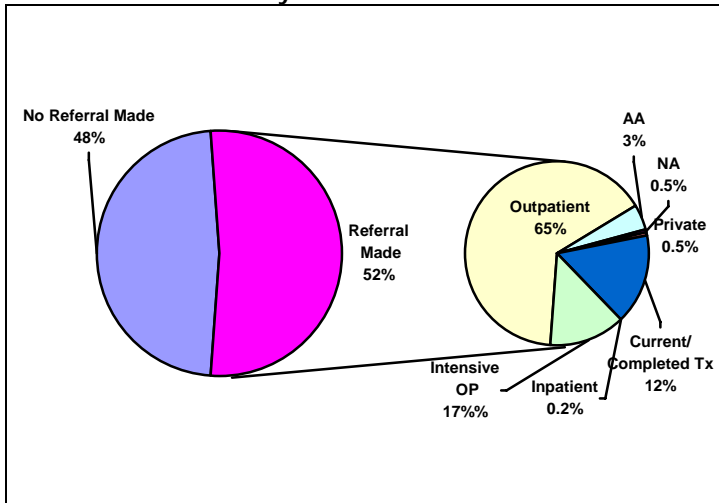
Number of Alcohol-Related Offenses on DMV Records of Atlantic County IDRC Clients



Lifetime Marijuana, Cocaine and Heroin Use by Atlantic County IDRC Clients Compared with 2003 NJ Household Survey



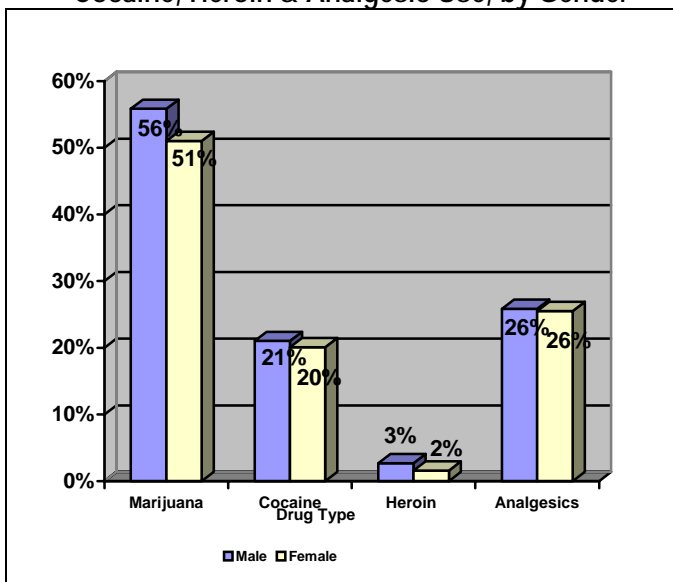
2005 Atlantic County Resident Referrals from IDRC



Clients' Treatment/Self-Help History by Screening Score and Referral Status

Treatment/Self-Help History	N	% Clients with Treatment History who Scored 9 or more*	% Clients with Treatment History who had Referral Made
AA in Lifetime	190	64.2	85.3
Currently in AA	71	59.2	94.4
NA Lifetime	87	72.4	82.8
Currently in NA	23	56.5	87.0
Treatment in Lifetime	165	63.6	88.5
Currently in Treatment	51	68.6	78.4

Atlantic County IDRC Clients' Lifetime Marijuana, Cocaine, Heroin & Analgesic Use, by Gender



* RIASI Screening Score (Research Institute on Addictions Self Inventory): A DUI offender screening instrument created for and used by the State of New York in its Stop DWI Programs. Included are 41 True/False questions and 8 multiple response questions, each worth 1 point each. The questions cover several factors of substance dependence: classic symptoms, family history, risk-taking behavior, psychological factors, interpersonal competence, health, and alcohol beliefs. It was considered a positive screen if the client scores a 9 or above.

Alcohol & Drug Abuse/Dependence by Demographics

	% Alcohol Abuse	% Alcohol Dependence	% Drug Abuse	% Drug Dependence	
GENDER	Male	55.8	14.6	11.5	2.5
	Female	59.9	16.8	7.6	1.5
AGE	<21	76.9	15.4	21.2	7.7
	21-24	63.1	19.4	16.5	2.9
	25-34	56.1	15.0	10.8	1.4
	35-49	54.2	16.2	8.7	1.6
	50 and Over	51.3	8.6	5.1	2.6
EDUCATION	Less than high school	40.0	15.0	7.1	3.6
	High school graduate	57.6	13.8	13.6	2.5
	Some college	63.1	18.5	11.3	2.1
	College graduate or higher	67.7	14.7	4.9	0.0
RACE/ETHNICITY	White	61.5	14.9	11.2	2.7
	Black	51.3	20.0	12.5	1.3
	Hispanic	45.1	13.9	6.3	1.4
	Other	42.3	11.5	15.4	0.0
	Employed Full-time	55.6	15.1	9.0	2.0
EMPLOYMENT STATUS	Employed part-time	62.5	16.7	17.7	3.1
	Unemployed/other	57.8	14.9	11.2	2.5
	INCOME	Under \$10,000	47.6	15.2	11.4
\$10,000-24,999		54.8	14.4	11.5	1.9
\$25,000-34,999		40.7	21.2	7.6	3.4
\$35,000-49,999		65.6	14.8	12.5	0.8
\$50,000 +		67.2	13.6	9.4	1.7
OFFENSES	1 Lifetime Alcohol Offense on DMV Record	63.0	14.8	12.8	1.9
	2 Lifetime Alcohol Offenses on DMV Record	45.7	13.4	7.5	1.6
	3 or More Lifetime Alcohol Offenses on DMV Record	45.3	20.0	3.2	5.3

Atlantic County IDRC Clients' Self-Reported Illicit Drug Use

	Lifetime	Past Year	Past 30 days
Marijuana	54.7	13.8	3.3
Cocaine	20.8	2.2	0.5
Heroin	2.4	0.8	0.1
Analgesic	25.8	13.1	5.2
Hallucinogen	7.9	0.6	0.0
Club Drugs	6.7	0.8	0.0
Tranquilizer	6.0	1.6	0.7
Sedative	10.6	4.4	2.0
Stimulant	5.9	0.8	0.0
Inhalant	2.9	0.4	0.3
Methamphetamine	5.8	0.0	0.0
Anabolic Steroids	1.8	0.5	0.3