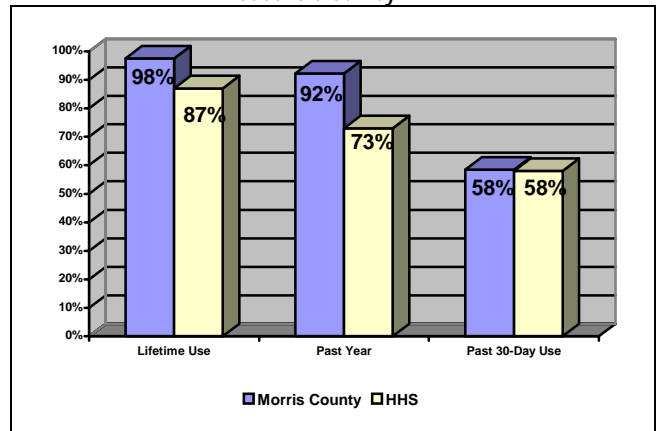


There were 1301 Morris County residents who went through the IDRC Education and Evaluation program in 2005. The following tables and graphs give demographic information about these clients. Clients' reported alcohol and other drug use characteristics are also described. Information was gathered from a mandatory self-administered questionnaire given during the IDRC classes and the counselors' screening/evaluation scoring forms.

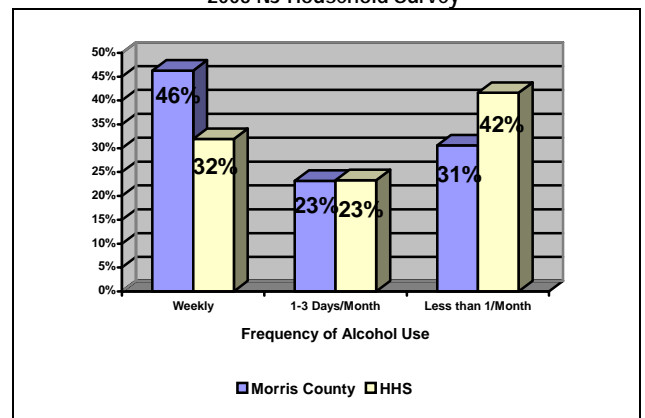
Morris County IDRC Client Demographics

	N	%
Gender		
Male	1017	78.3
Female	282	21.7
Age		
<21 (16-20)	149	11.5
21-24	181	13.9
25-34	316	24.4
35-49	448	34.5
50 and Over	204	15.7
Race/Ethnicity		
White (non-Hispanic)	1023	80.5
Black (non-Hispanic)	34	2.7
Hispanic	178	14.0
Other	36	2.8
Education		
Less than High School	112	9.0
High School Graduate	429	34.3
Some College	343	27.4
College Graduate or Higher	368	29.4
Marital Status		
Single	634	50.1
Married	364	28.8
Divorced/Separated/Other	267	21.1
Household Income		
Under \$24,999	313	25.0
\$25,000-34,999	149	11.9
\$35,000-49,999	172	13.8
Over \$50,000	616	49.3
Employment Status		
Full-Time	873	68.6
Part-Time	130	10.2
Unemployed/Other	270	21.2

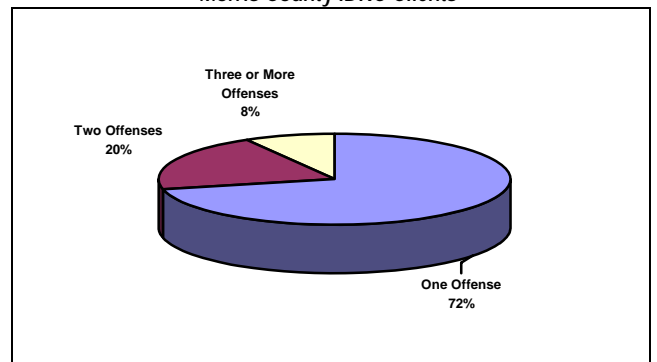
Alcohol Use by Morris County IDRC Clients Compared with 2003 NJ Household Survey



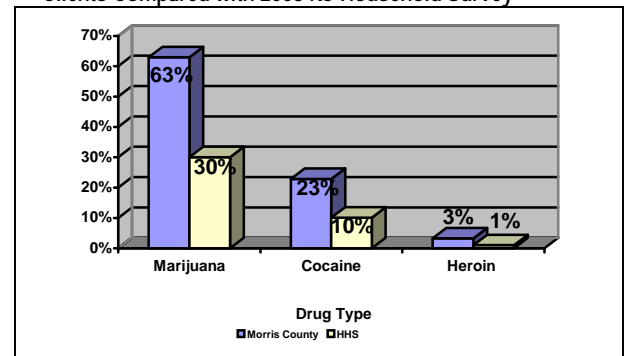
Frequency of Alcohol Use by Morris County Clients Compared with 2003 NJ Household Survey



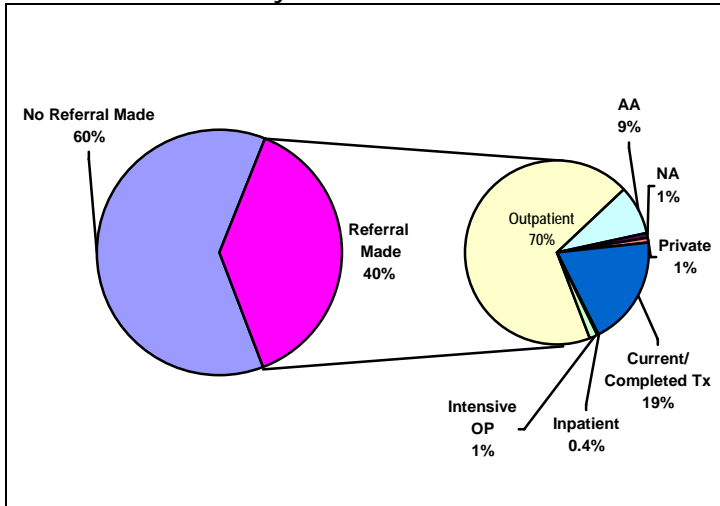
Number of Alcohol-Related Offenses on DMV Records of Morris County IDRC Clients



Lifetime Marijuana, Cocaine and Heroin Use by Morris County IDRC Clients Compared with 2003 NJ Household Survey



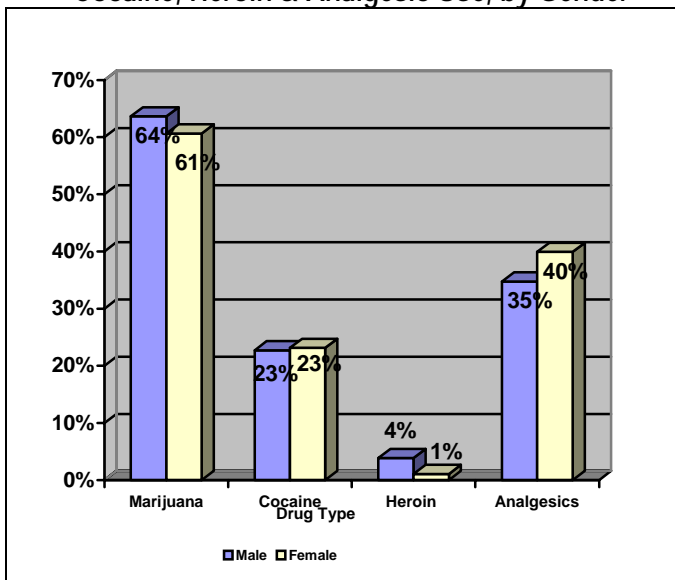
2005 Morris County Resident Referrals from IDRC



Clients' Treatment/Self-Help History by Screening Score and Referral Status

Treatment/Self-Help History	N	% Clients with Treatment History who Scored 9 or more*	% Clients with Treatment History who had Referral Made
AA in Lifetime	357	73.1	78.4
Currently in AA	171	74.9	91.8
NA Lifetime	122	82.8	73.8
Currently in NA	36	77.8	86.1
Treatment in Lifetime	263	77.2	77.2
Currently in Treatment	103	79.6	76.7

Morris County IDRC Clients' Lifetime Marijuana, Cocaine, Heroin & Analgesic Use, by Gender



Alcohol & Drug Abuse/Dependence by Demographics

	% Alcohol Abuse	% Alcohol Dependence	% Drug Abuse	% Drug Dependence
GENDER Male	64.5	21.1	12.2	4.0
Female	64.2	29.1	8.2	3.6
AGE <21	67.1	18.1	28.2	9.4
21-24	65.8	25.4	13.8	5.0
25-34	63.3	21.2	10.1	3.5
35-49	62.7	23.7	7.1	2.5
50 and Over	66.7	25.0	7.8	2.9
EDUCATION Less than high school	62.5	16.1	17.9	4.5
High school graduate	65.3	21.2	12.1	5.1
Some college	63.0	27.4	13.4	4.1
College graduate or higher	67.1	22.6	6.0	2.7
RACE/ETHNICITY White	66.0	23.2	10.3	4.1
Black	58.8	23.5	26.5	5.9
Hispanic	61.8	20.8	12.9	2.8
Other	58.3	30.6	11.1	5.6
EMPLOYMENT STATUS Employed Full-time	66.2	20.7	10.0	2.4
Employed part-time	59.2	29.2	17.7	10.8
Unemployed/other	63.0	27.4	12.6	5.9
INCOME Under \$10,000	54.3	28.7	21.7	10.1
\$10,000-24,999	60.3	22.8	14.7	2.7
\$25,000-34,999	63.1	22.8	11.4	6.0
\$35,000-49,999	64.5	25.0	15.7	2.3
\$50,000 +	68.8	21.4	6.8	3.3
OFFENSES 1 Lifetime Alcohol Offense on DMV Record	67.1	21.2	12.1	4.4
2 Lifetime Alcohol Offenses on DMV Record	63.1	22.8	10.3	3.4
3 or More Lifetime Alcohol Offenses on DMV Record	43.9	37.4	6.5	0.9

Morris County IDRC Clients' Self-Reported Illicit Drug Use

	Lifetime	Past Year	Past 30 days
Marijuana	63.0	16.2	2.9
Cocaine	22.9	4.6	0.5
Heroin	3.3	0.6	0.1
Analgesic	35.9	17.1	7.1
Hallucinogen	11.5	0.9	0.1
Club Drugs	8.5	1.3	0.1
Tranquilizer	10.5	3.4	1.5
Sedative	17.8	8.5	3.7
Stimulant	8.0	1.8	0.9
Inhalant	5.1	1.0	0.2
Methamphetamine	4.1	0.2	0.1
Anabolic Steroids	1.4	0.2	0.0

* RIASI Screening Score (Research Institute on Addictions Self Inventory): A DUI offender screening instrument created for and used by the State of New York in its Stop DWI Programs. Included are 41 True/False questions and 8 multiple response questions, each worth 1 point each. The questions cover several factors of substance dependence: classic symptoms, family history, risk-taking behavior, psychological factors, interpersonal competence, health, and alcohol beliefs. It was considered a positive screen if the client scores a 9 or above.