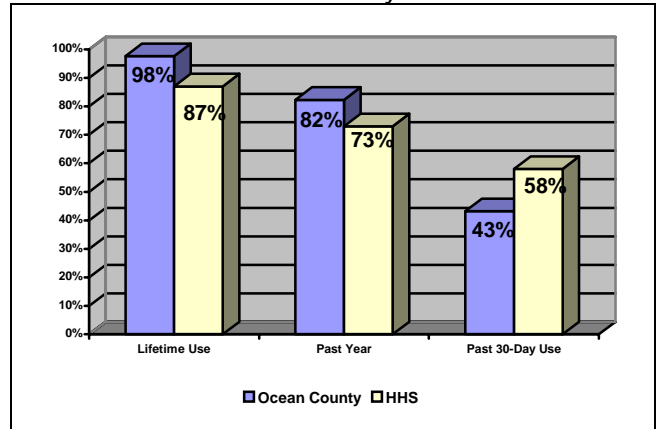


There were 1391 Ocean County residents who went through the IDRC Education and Evaluation program in 2005. The following tables and graphs give demographic information about these clients. Clients' reported alcohol and other drug use characteristics are also described. Information was gathered from a mandatory self-administered questionnaire given during the IDRC classes and the counselors' screening/evaluation scoring forms.

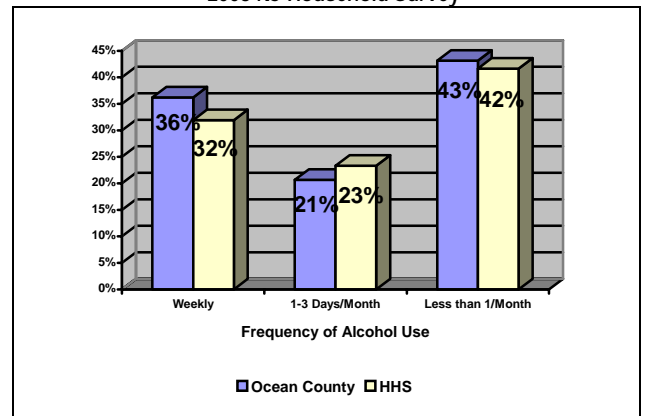
Ocean County IDRC Client Demographics

	N	%
<b>Gender</b>		
Male	1060	76.5
Female	325	23.5
<b>Age</b>		
<21 (16-20)	109	7.9
21-24	173	12.5
25-34	329	23.8
35-49	561	40.5
50 and Over	213	15.4
<b>Race/Ethnicity</b>		
White (non-Hispanic)	1165	85.0
Black (non-Hispanic)	32	2.3
Hispanic	122	8.9
Other	52	3.8
<b>Education</b>		
Less than High School	187	14.1
High School Graduate	640	48.2
Some College	302	22.7
College Graduate or Higher	200	15.1
<b>Marital Status</b>		
Single	585	43.5
Married	354	26.3
Divorced/Separated/Other	405	30.1
<b>Household Income</b>		
Under \$24,999	458	34.2
\$25,000-34,999	200	14.9
\$35,000-49,999	224	16.7
Over \$50,000	458	34.2
<b>Employment Status</b>		
Full-Time	954	70.1
Part-Time	151	11.1
Unemployed/Other	256	18.8

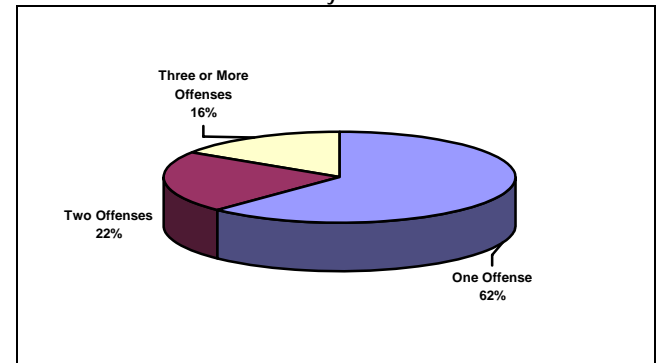
Alcohol Use by Ocean County IDRC Clients Compared with 2003 NJ Household Survey



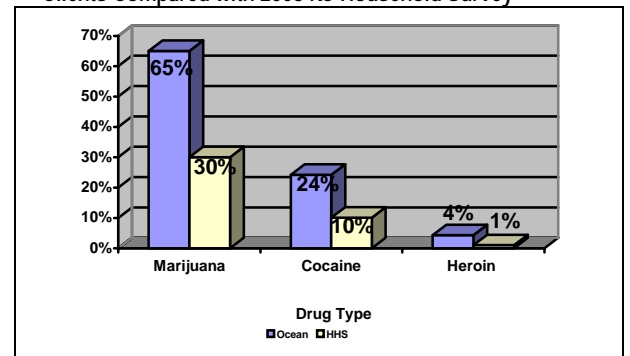
Frequency of Alcohol Use by Ocean County Clients Compared with 2003 NJ Household Survey



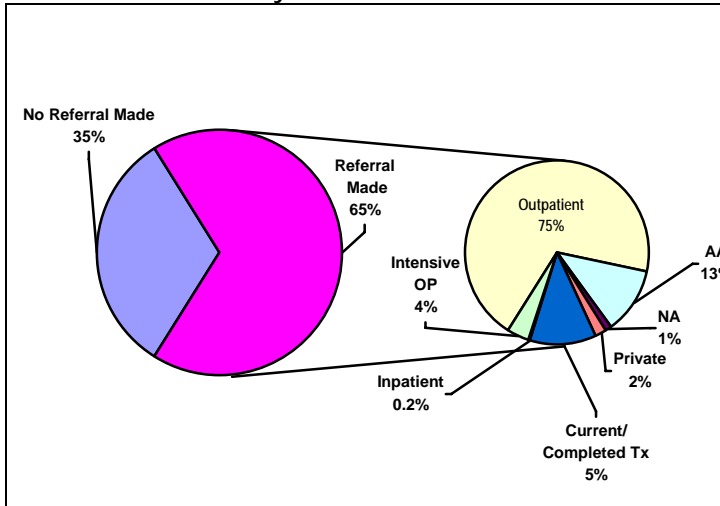
Number of Alcohol-Related Offenses on DMV Records of Ocean County IDRC Clients



Lifetime Marijuana, Cocaine and Heroin Use by Ocean County IDRC Clients Compared with 2003 NJ Household Survey



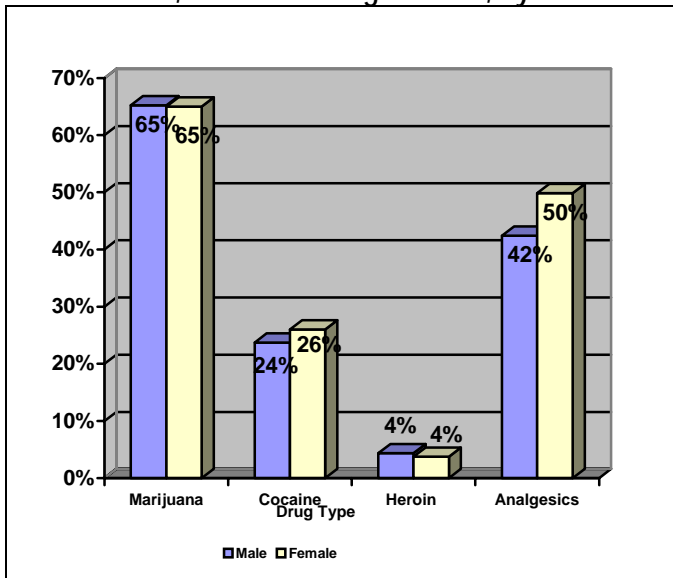
## 2005 Ocean County Resident Referrals from IDRC



## Clients' Treatment/Self-Help History by Screening Score and Referral Status

Treatment/Self-Help History	N	% Clients with Treatment History who Scored 9 or more*	% Clients with Treatment History who had Referral Made
AA in Lifetime	501	68.9	92.6
Currently in AA	216	77.8	94.9
NA Lifetime	211	84.4	94.8
Currently in NA	55	78.2	90.9
Treatment in Lifetime	395	69.4	94.7
Currently in Treatment	117	74.4	94.9

## Ocean County IDRC Clients' Lifetime Marijuana, Cocaine, Heroin & Analgesic Use, by Gender



## Alcohol & Drug Abuse/Dependence by Demographics

	% Alcohol Abuse	% Alcohol Dependence	% Drug Abuse	% Drug Dependence
<b>GENDER</b> Male	56.3	14.4	10.1	2.9
Female	52.0	21.2	6.2	4.3
<b>AGE</b> <21	59.6	17.4	23.9	6.4
21-24	57.2	16.8	14.5	3.5
25-34	51.1	14.6	8.8	3.7
35-49	53.8	16.6	6.4	3.2
50 and Over	62.0	15.5	5.2	0.9
<b>EDUCATION</b> Less than high school	50.8	15.5	13.4	2.7
High school graduate	55.2	16.9	10.3	3.4
Some college	57.0	15.2	7.3	4.3
College graduate or higher	56.0	16.0	5.0	2.0
<b>RACE/ETHNICITY</b> White	56.1	16.0	8.7	3.4
Black	46.9	15.6	6.3	6.3
Hispanic	51.6	14.8	11.5	2.5
Other	51.9	19.2	9.6	0.0
<b>EMPLOYMENT STATUS</b> Employed Full-time	55.2	13.5	8.8	1.6
Employed part-time	56.3	17.9	13.3	6.0
Unemployed/other	55.5	23.4	7.8	7.0
<b>INCOME</b> Under \$10,000	49.7	18.3	9.8	6.5
\$10,000-24,999	55.4	16.1	12.8	3.9
\$25,000-34,999	52.0	18.5	7.0	2.5
\$35,000-49,999	56.3	13.0	9.8	1.3
\$50,000 +	58.3	15.5	6.3	2.4
<b>OFFENSES</b> 1 Lifetime Alcohol Offense on DMV Record	60.0	14.3	11.0	2.8
2 Lifetime Alcohol Offenses on DMV Record	52.6	17.0	6.2	2.6
3 or More Lifetime Alcohol Offenses on DMV Record	40.1	21.2	6.0	6.0

## Ocean County IDRC Clients' Self-Reported Illicit Drug Use

	Lifetime	Past Year	Past 30 days
Marijuana	65.0	13.0	3.4
Cocaine	24.2	3.2	0.4
Heroin	4.3	0.5	0.0
Analgesic	44.2	21.6	8.4
Hallucinogen	12.1	0.6	0.0
Club Drugs	8.3	0.4	0.0
Tranquilizer	11.2	3.3	1.5
Sedative	18.7	9.3	4.7
Stimulant	8.2	1.2	0.7
Inhalant	4.2	0.4	0.4
Methamphetamine	7.3	0.2	0.0
Anabolic Steroids	1.7	0.3	0.1

\* RIASI Screening Score (Research Institute on Addictions Self Inventory): A DUI offender screening instrument created for and used by the State of New York in its Stop DWI Programs. Included are 41 True/False questions and 8 multiple response questions, each worth 1 point each. The questions cover several factors of substance dependence: classic symptoms, family history, risk-taking behavior, psychological factors, interpersonal competence, health, and alcohol beliefs. It was considered a positive screen if the client scores a 9 or above.