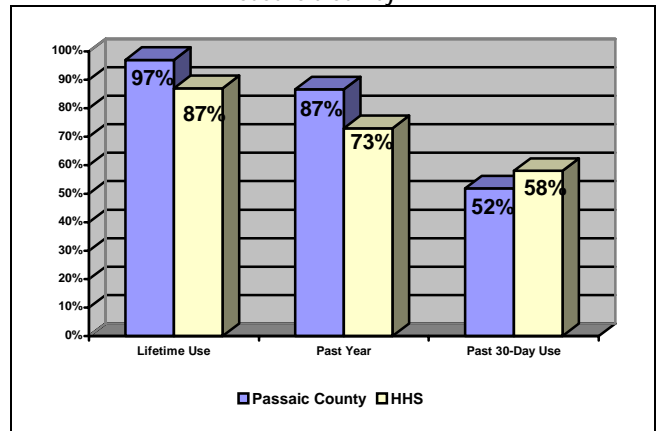


There were 1094 Passaic County residents who went through the IDRC Education and Evaluation program in 2005. The following tables and graphs give demographic information about these clients. Clients' reported alcohol and other drug use characteristics are also described. Information was gathered from a mandatory self-administered questionnaire given during the IDRC classes and the counselors' screening/evaluation scoring forms.

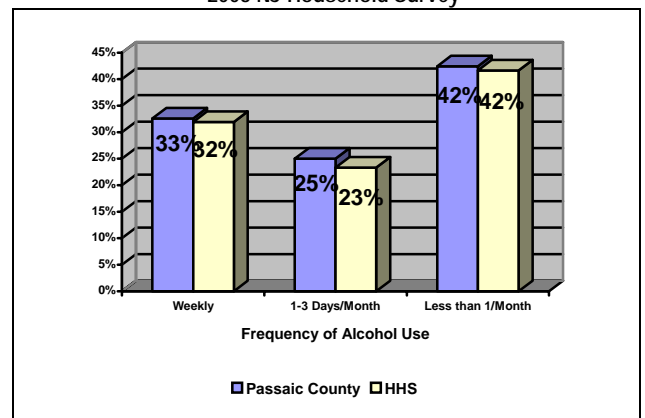
Passaic County IDRC Client Demographics

	N	%
Gender		
Male	934	85.5
Female	159	15.6
Age		
<21 (16-20)	70	6.4
21-24	155	14.2
25-34	321	29.4
35-49	388	35.6
50 and Over	157	14.4
Race/Ethnicity		
White (non-Hispanic)	572	54.0
Black (non-Hispanic)	60	5.7
Hispanic	384	36.3
Other	43	4.1
Education		
Less than High School	217	20.8
High School Graduate	394	37.7
Some College	254	24.3
College Graduate or Higher	181	17.3
Marital Status		
Single	495	47.3
Married	306	29.2
Divorced/Separated/Other	246	23.5
Household Income		
Under \$24,999	399	38.7
\$25,000-34,999	157	15.2
\$35,000-49,999	160	15.5
Over \$50,000	316	30.6
Employment Status		
Full-Time	699	66.8
Part-Time	108	10.3
Unemployed/Other	240	22.9

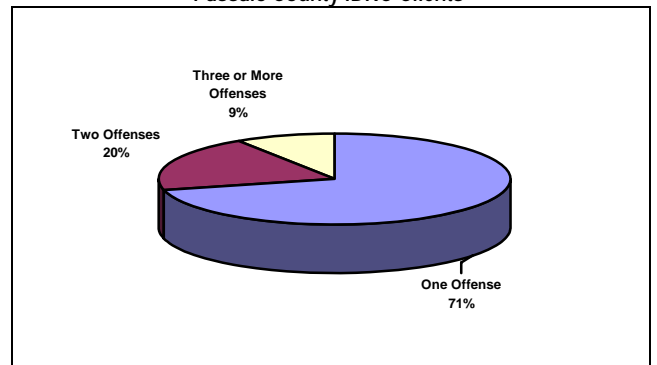
Alcohol Use by Passaic County IDRC Clients Compared with 2003 NJ Household Survey



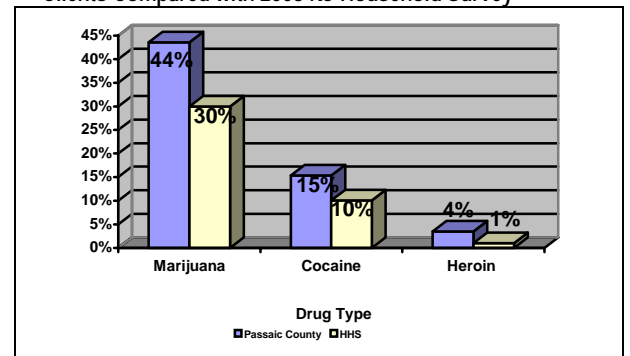
Frequency of Alcohol Use by Passaic County Clients Compared with 2003 NJ Household Survey



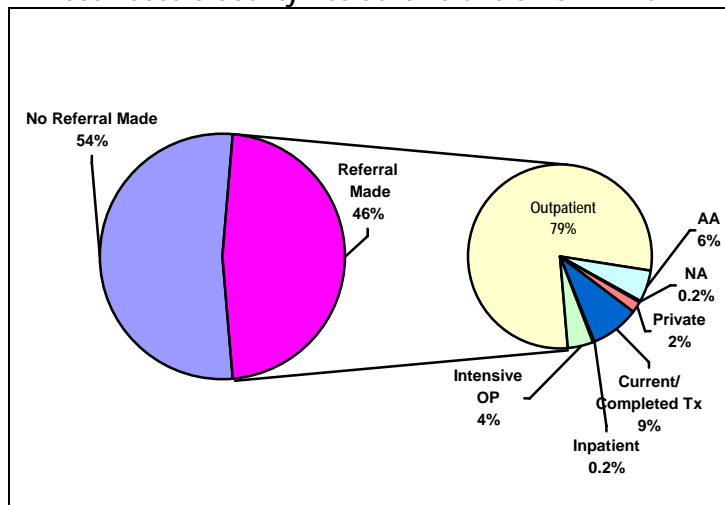
Number of Alcohol-Related Offenses on DMV Records of Passaic County IDRC Clients



Lifetime Marijuana, Cocaine and Heroin Use by Passaic County IDRC Clients Compared with 2003 NJ Household Survey



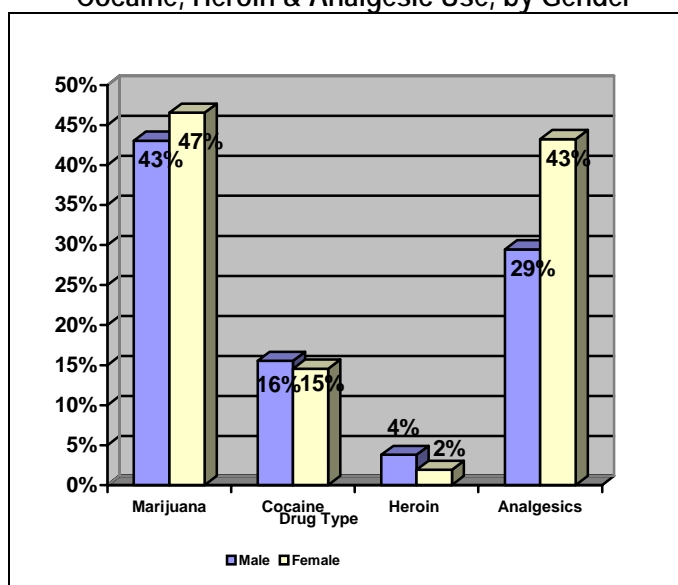
2005 Passaic County Resident Referrals from IDRC



Clients' Treatment/Self-Help History by Screening Score and Referral Status

Treatment/Self-Help History	N	% Clients with Treatment History who Scored 9 or more*	% Clients with Treatment History who had Referral Made
AA in Lifetime	207	71.0	85.0
Currently in AA	103	80.6	94.2
NA Lifetime	97	85.6	85.6
Currently in NA	37	94.6	94.6
Treatment in Lifetime	152	75.0	92.8
Currently in Treatment	44	81.8	88.6

Passaic County IDRC Clients' Lifetime Marijuana, Cocaine, Heroin & Analgesic Use, by Gender



Alcohol & Drug Abuse/Dependence by Demographics

	% Alcohol Abuse	% Alcohol Dependence	% Drug Abuse	% Drug Dependence
GENDER Male	57.5	16.8	9.5	3.3
Female	58.5	18.9	8.8	3.1
AGE <21	68.6	20.0	22.9	8.6
21-24	62.6	20.0	12.3	3.9
25-34	59.2	15.6	10.0	3.4
35-49	52.8	17.5	5.7	2.8
50 and Over	56.1	15.3	8.9	1.3
EDUCATION Less than high school	51.2	19.8	13.8	4.2
High school graduate	59.9	16.2	10.4	3.8
Some college	57.5	18.5	8.3	1.6
College graduate or higher	64.1	14.9	5.5	3.9
RACE/ETHNICITY White	58.0	20.6	8.7	4.2
Black	60.0	16.7	5.0	1.7
Hispanic	58.6	12.2	10.9	2.3
Other	60.5	14.0	9.3	2.3
EMPLOYMENT STATUS Employed Full-time	58.2	16.9	8.9	2.7
Employed part-time	67.6	17.6	12.0	3.7
Unemployed/other	55.0	19.2	10.4	5.0
INCOME Under \$10,000	52.6	21.4	11.7	4.6
\$10,000-24,999	56.7	15.9	13.9	3.7
\$25,000-34,999	57.3	17.2	8.9	1.3
\$35,000-49,999	56.9	18.1	5.6	3.1
\$50,000 +	63.6	16.8	7.6	3.5
OFFENSES 1 Lifetime Alcohol Offense on DMV Record	62.2	15.3	8.5	3.2
2 Lifetime Alcohol Offenses on DMV Record	49.5	19.3	12.3	2.8
3 or More Lifetime Alcohol Offenses on DMV Record	40.6	25.7	9.9	5.0

Passaic County IDRC Clients' Self-Reported Illicit Drug Use

	Lifetime	Past Year	Past 30 days
Marijuana	43.6	11.6	2.5
Cocaine	15.4	3.0	0.4
Heroin	3.5	0.5	0.0
Analgesic	31.4	17.2	7.3
Hallucinogen	8.0	0.8	0.1
Club Drugs	6.5	1.3	0.0
Tranquilizer	6.7	2.4	0.7
Sedative	11.7	6.4	2.8
Stimulant	4.6	0.7	0.2
Inhalant	2.4	0.5	0.3
Methamphetamine	3.3	0.2	0.0
Anabolic Steroids	1.3	0.4	0.3

* RIASI Screening Score (Research Institute on Addictions Self Inventory): A DUI offender screening instrument created for and used by the State of New York in its Stop DWI Programs. Included are 41 True/False questions and 8 multiple response questions, each worth 1 point each. The questions cover several factors of substance dependence: classic symptoms, family history, risk-taking behavior, psychological factors, interpersonal competence, health, and alcohol beliefs. It was considered a positive screen if the client scores a 9 or above.