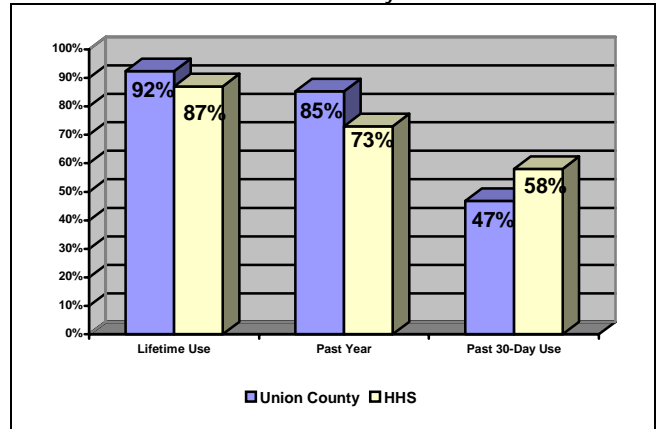


There were 901 Union County residents who went through the IDRC Education and Evaluation program in 2005. The following tables and graphs give demographic information about these clients. Clients' reported alcohol and other drug use characteristics are also described. Information was gathered from a mandatory self-administered questionnaire given during the IDRC classes and the counselors' screening/evaluation scoring forms.

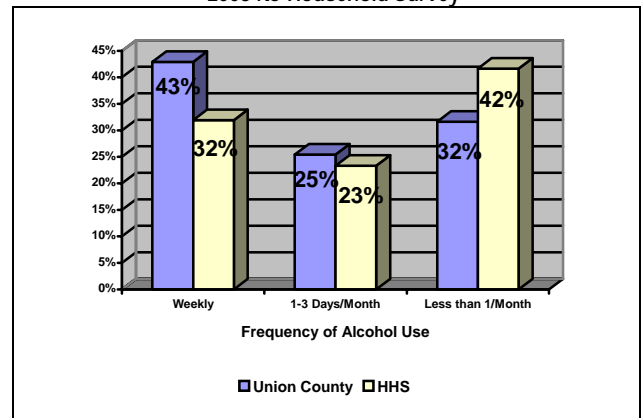
Union County IDRC Client Demographics

	N	%
<b>Gender</b>		
Male	773	86.1
Female	125	13.9
<b>Age</b>		
<21 (16-20)	65	7.3
21-24	124	13.8
25-34	260	29.0
35-49	319	35.6
50 and Over	128	14.3
<b>Race/Ethnicity</b>		
White (non-Hispanic)	459	53.1
Black (non-Hispanic)	109	12.6
Hispanic	259	29.9
Other	38	4.4
<b>Education</b>		
Less than High School	178	21.1
High School Graduate	294	34.8
Some College	190	22.5
College Graduate or Higher	182	21.6
<b>Marital Status</b>		
Single	432	50.6
Married	243	28.5
Divorced/Separated/Other	179	21.0
<b>Household Income</b>		
Under \$24,999	293	35.3
\$25,000-34,999	121	14.6
\$35,000-49,999	135	16.3
Over \$50,000	281	33.9
<b>Employment Status</b>		
Full-Time	589	68.6
Part-Time	77	9.0
Unemployed/Other	193	22.5

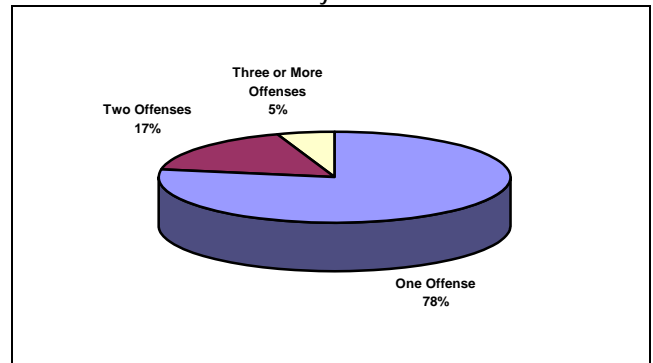
Alcohol Use by Union County IDRC Clients Compared with 2003 NJ Household Survey



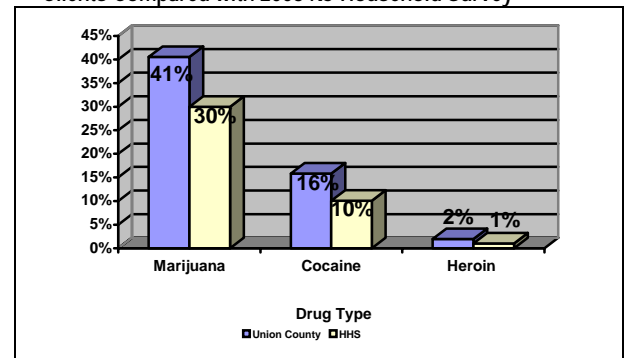
Frequency of Alcohol Use by Union County Clients Compared with 2003 NJ Household Survey



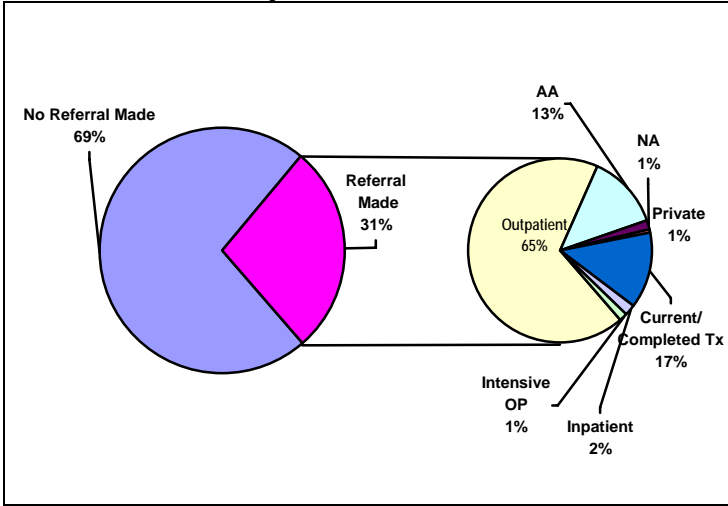
Number of Alcohol-Related Offenses on DMV Records of Union County IDRC Clients



Lifetime Marijuana, Cocaine and Heroin Use by Union County IDRC Clients Compared with 2003 NJ Household Survey



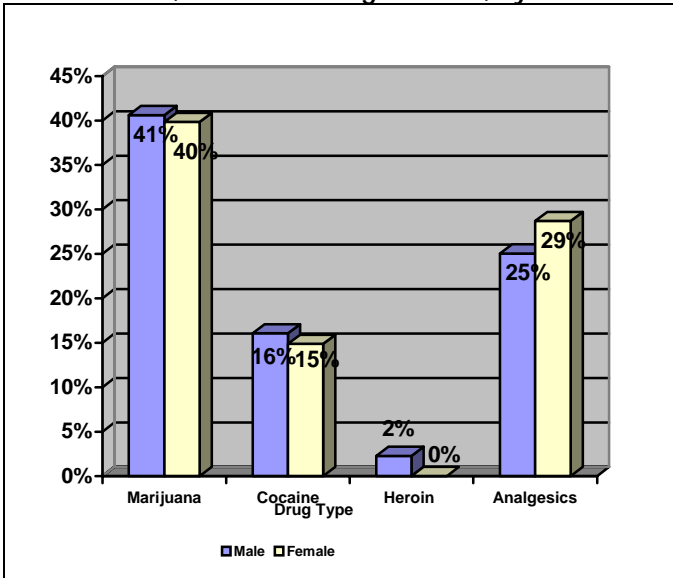
## 2005 Union County Resident Referrals from IDRC



## Clients' Treatment/Self-Help History by Screening Score and Referral Status

Treatment/Self-Help History	N	% Clients with Treatment History who Scored 9 or more*	% Clients with Treatment History who had Referral Made
AA in Lifetime	205	70.7	63.9
Currently in AA	96	76.0	71.9
NA Lifetime	96	85.4	63.5
Currently in NA	39	82.1	66.7
Treatment in Lifetime	137	78.1	67.2
Currently in Treatment	70	67.1	55.7

## Union County IDRC Clients' Lifetime Marijuana, Cocaine, Heroin & Analgesic Use, by Gender



## Alcohol & Drug Abuse/Dependence by Demographics

	% Alcohol Abuse	% Alcohol Dependence	% Drug Abuse	% Drug Dependence
<b>GENDER</b> Male	58.1	20.4	9.8	4.3
Female	73.6	16.8	6.4	2.4
<b>AGE</b> <21	67.7	21.5	18.5	7.7
21-24	67.7	16.9	8.9	5.7
25-34	58.1	21.9	8.5	4.2
35-49	57.1	21.6	9.4	3.1
50 and Over	60.9	14.1	7.0	2.3
<b>EDUCATION</b> Less than high school	48.9	20.8	13.5	3.9
High school graduate	62.9	17.4	8.8	4.1
Some college	62.1	22.1	9.0	5.8
College graduate or higher	69.8	17.0	4.4	1.1
<b>RACE/ETHNICITY</b> White	66.7	20.0	7.0	4.1
Black	55.1	20.2	12.8	6.4
Hispanic	54.4	20.9	12.0	2.7
Other	50.0	13.2	13.2	5.3
<b>EMPLOYMENT STATUS</b> Employed Full-time	63.7	19.2	8.5	3.1
Employed part-time	57.1	16.9	7.8	6.5
Unemployed/other	56.0	23.3	13.0	4.7
<b>INCOME</b> Under \$10,000	54.3	25.5	7.5	7.5
\$10,000-24,999	54.8	21.1	10.6	6.5
\$25,000-34,999	64.5	15.7	11.6	2.5
\$35,000-49,999	66.7	17.0	11.9	3.7
\$50,000 +	65.5	21.0	6.1	1.8
<b>OFFENSES</b> 1 Lifetime Alcohol Offense on DMV Record	63.6	17.6	9.8	3.3
2 Lifetime Alcohol Offenses on DMV Record	56.6	23.0	6.6	5.3
3 or More Lifetime Alcohol Offenses on DMV Record	27.7	40.4	12.8	8.5

## Union County IDRC Clients' Self-Reported Illicit Drug Use

	Lifetime	Past Year	Past 30 days
Marijuana	40.5	11.7	3.4
Cocaine	15.9	3.9	1.2
Heroin	2.0	0.6	0.2
Analgesic	25.6	13.4	4.3
Hallucinogen	7.7	1.6	0.3
Club Drugs	6.9	1.5	0.1
Tranquilizer	5.9	2.5	1.3
Sedative	10.3	4.7	2.6
Stimulant	4.8	1.6	0.7
Inhalant	3.5	0.2	0.1
Methamphetamine	3.4	0.8	0.5
Anabolic Steroids	1.6	0.7	0.3

\* RIASI Screening Score (Research Institute on Addictions Self Inventory): A DUI offender screening instrument created for and used by the State of New York in its Stop DWI Programs. Included are 41 True/False questions and 8 multiple response questions, each worth 1 point each. The questions cover several factors of substance dependence: classic symptoms, family history, risk-taking behavior, psychological factors, interpersonal competence, health, and alcohol beliefs. It was considered a positive screen if the client scores a 9 or above.