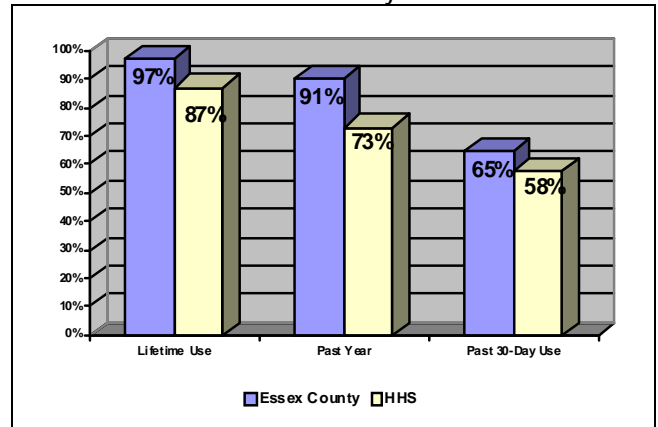


There were 747 Essex County residents who went through the Intoxicated Driver Resource Center program in 2007. The following tables and graphs give demographic information about these clients. Clients' reported alcohol and other drug use characteristics are also described. Information was gathered from a mandatory self-administered questionnaire given during the IDRC classes and the counselors' screening/scoring forms.

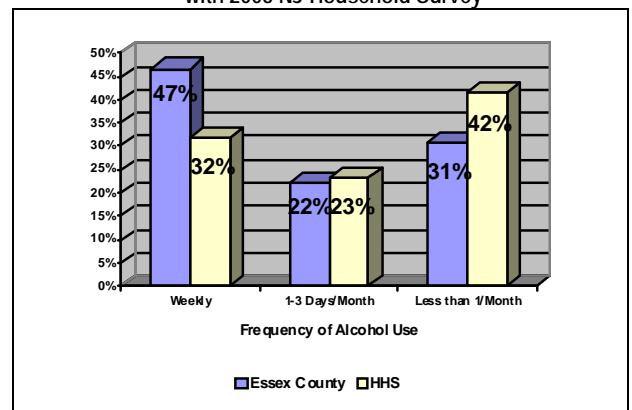
Essex County IDRC Client Demographics

	N	%
Gender		
Male	598	80.1
Female	149	19.9
Age		
<21 (16-20)	48	6.4
21-24	104	13.9
25-34	215	28.8
35-49	252	33.7
50 and Over	128	17.1
Race/Ethnicity		
White (non-Hispanic)	351	48.5
Black (non-Hispanic)	132	18.2
Hispanic	206	28.5
Other	35	4.8
Education		
Less than High School	92	13.1
High School Graduate	273	38.8
Some College	174	24.7
College Graduate or Higher	165	23.4
Marital Status		
Single	349	49.0
Married	196	27.5
Divorced/Separated/Other	168	23.6
Household Income		
Under \$25,000	224	31.3
\$25,000-34,999	100	14.0
\$35,000-49,999	115	16.1
Over \$50,000	276	38.6
Employment Status		
Full-Time	499	68.9
Part-Time	86	11.9
Unemployed/Other	139	19.2

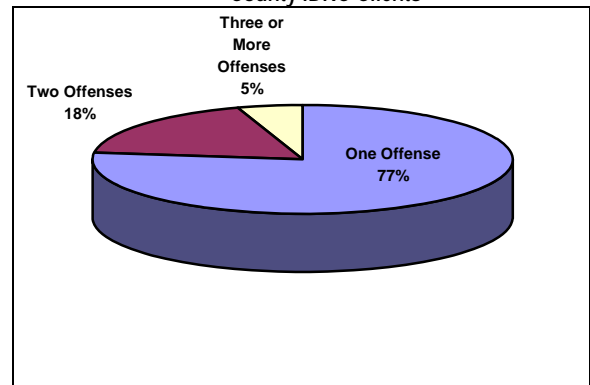
Alcohol Use by Essex County IDRC Clients Compared with 2003 NJ Household Survey



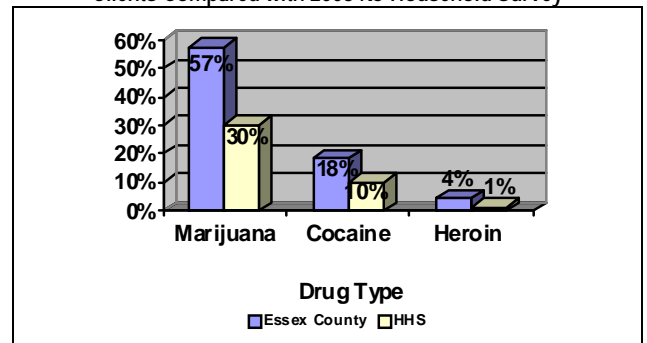
Frequency of Alcohol Use by Essex County IDRC Clients Compared with 2003 NJ Household Survey



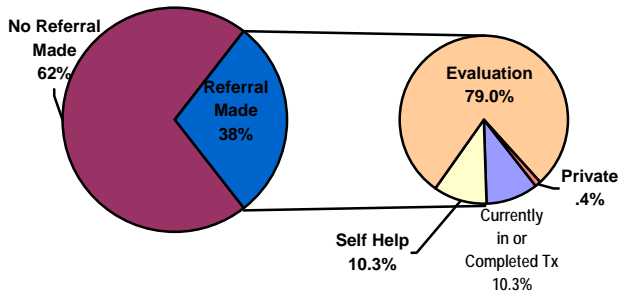
Number of Alcohol-Related Offenses on DMV Records of Essex County IDRC Clients



Lifetime Marijuana, Cocaine and Heroin Use by Essex County IDRC Clients Compared with 2003 NJ Household Survey



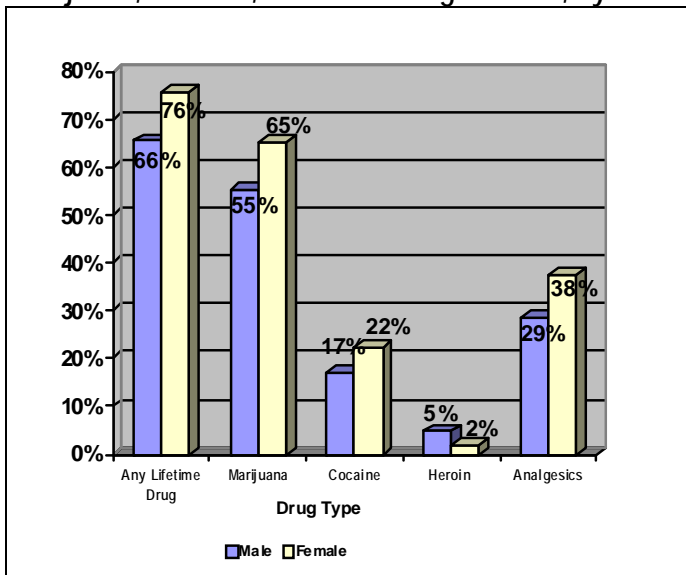
2007 Essex County Resident Referrals from IDRC



Clients' Treatment/Self-Help History by Screening Score and Referral Status

Treatment/Self-Help History	N	% Clients with Treatment History who Scored 9 or more*	% Clients with Treatment History who had Referral Made
AA in Lifetime	158	67.7	73.4
Currently in AA	66	66.7	83.3
NA Lifetime	75	85.3	68.0
Currently in NA	21	76.2	61.9
Treatment in Lifetime	110	75.5	72.7
Currently in Treatment	44	77.3	65.9

Essex County IDRC Clients' Lifetime Drug Use including Marijuana, Cocaine, Heroin & Analgesic Use, by Gender



Essex County IDRC Clients' Demographic Criteria by Referral, Lifetime Drug Use, Two or More Offenses, Tobacco Use and Screening Score Cutoff

	Referral Made	Lifetime Drug	2 or more Offenses	Use Tobacco Products	Screening Score Above Cutoff	
GENDER	Male	38.3	65.6	25.2	48.5	50.7
	Female	34.9	75.8	15.0	46.3	43.0
AGE	<21	33.3	62.5	4.2	56.3	45.8
	21-24	36.5	75.0	13.6	55.3	46.2
	25-34	28.8	65.1	15.4	49.1	51.6
	35-49	39.7	67.5	28.9	46.6	50.0
	50 and Over	50.8	68.0	40.2	39.7	46.9
EDUCATION	Less than high school	41.3	43.5	26.1	43.3	64.1
	High school graduate	36.6	71.8	23.0	55.2	52.4
	Some college	42.5	73.6	23.0	49.4	51.2
	College graduate or higher	28.5	75.8	18.9	38.2	35.2
RACE/ETHNICITY	White	45.3	78.6	29.1	54.6	49.3
	Black	30.3	78.0	17.6	48.5	52.3
	Hispanic	27.7	51.0	16.2	34.2	49.5
	Other	31.4	54.3	17.1	65.7	51.4
EMPLOYMENT STATUS	Employed Full-time	35.1	68.1	22.8	47.1	46.1
	Employed part-time	38.4	69.8	18.6	54.7	54.7
	Unemployed/other	41.7	71.9	23.0	46.8	59.7
INCOME	Under \$25,000	39.3	59.4	25.1	52.2	59.4
	\$25,000-34,999	35.0	64.0	24.0	46.5	44.0
	\$35,000-49,999	34.8	69.6	23.0	53.9	50.4
	\$50,000 +	37.3	79.0	20.7	42.0	43.8

Essex County IDRC Clients' Self-Reported Illicit Drug Use

	Lifetime	Past Year	Past 30 days
Marijuana	57.4	16.5	4.6
Cocaine	18.4	3.6	0.7
Heroin	4.3	1.2	0.2
Analgesic	30.5	16.2	5.0
Hallucinogen	8.2	0.5	0.0
Club Drugs	5.9	1.5	0.0
Tranquilizer	6.7	3.0	1.0
Sedative	13.3	8.3	3.4
Stimulant	4.1	1.7	1.0
Inhalant	3.4	0.3	0.3
Methamphetamine	2.9	0.3	0.0
Anabolic Steroids	1.6	0.7	0.2